



FY 2027 – 2031 Transportation Improvement Program (TIP)

LSMPO TAC/CAC – June 10th, 2026



06/10/2026

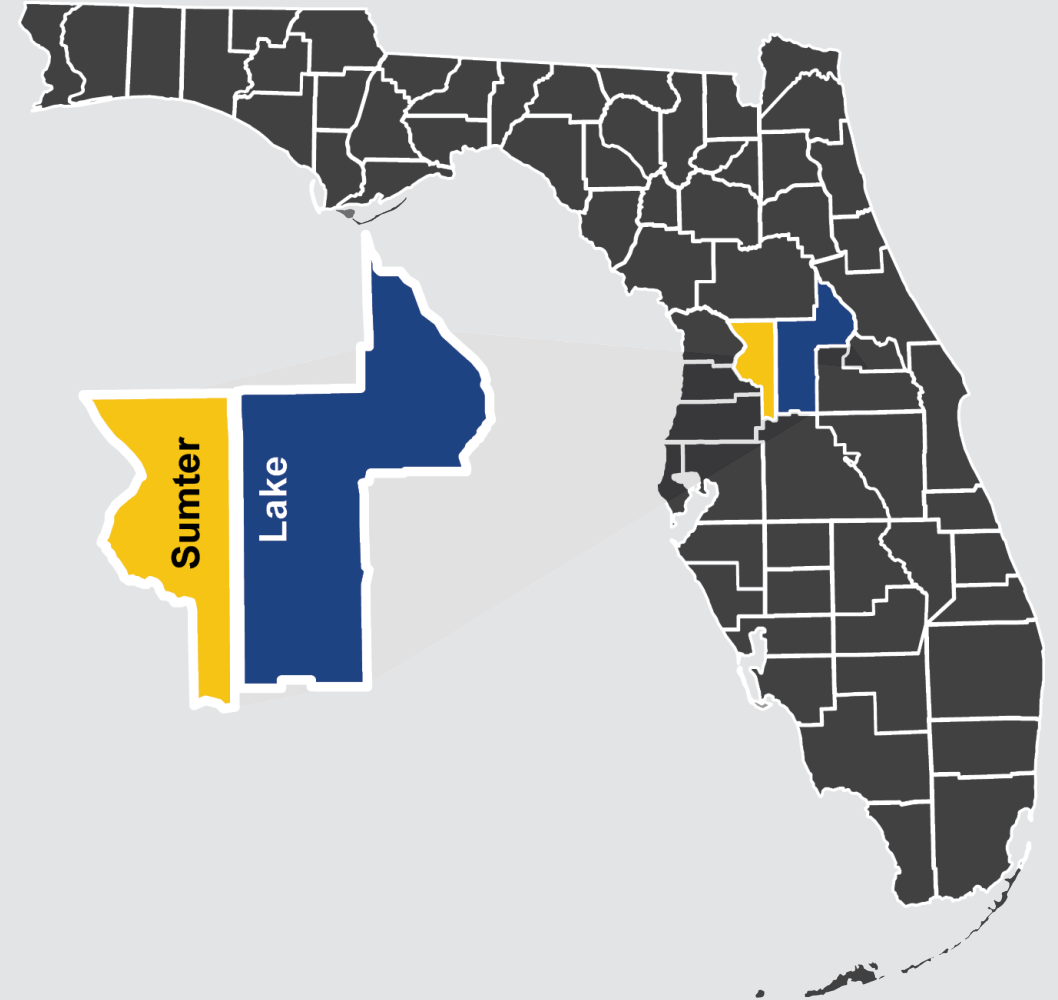
What is the TIP?

Purpose: A 5-year financially feasible program including a variety of transportation improvement projects.

The Federal government requires four years, and the State of Florida requires one additional year.

Consistency with Other Plans:

- 2050 Long Range Transportation Plan (LRTP)
- FDOT's 2027 - 2031 Five-Year Adopted Work Program
- Lake County's 2023 Transit Development Plan (TDP)



FY 2026 – 2030 TIP

- Amended five times since adoption in June 2025
- No amendments for March / April / May 2026

FY 2027 – 2031 TIP

- FDOT project spreadsheet received Friday, April 3rd
- Draft FY 27- FY 31 TIP Report available online for public review mid-May 2026



TIP Dashboard Review

TIP & LOPP Dashboard
Lake-Sumter MPO

 Select by Type: All Types |
 Select by County: All Counties |
 Select by Responsible Agency: All Agencies |
 Select by SIS: All Projects |
 Select for Federal Funding: All Funding |
 Toggle between: Adopted Draft

TIP Project List

- 244754-3 - Vegetation And Aesthetics Area Wide**
Draft - Lake County
Safety/Operations/TSMO Projects
Fund Codes: D, DIOH, TMBW
- 413019-3 - Lake Traffic Engineering Contracts**
Draft - Lake County
Safety/Operations/TSMO Projects
Fund Codes: DDR, DIOH, DITS
- 413019-8 - Sumter Traffic Engineering Contracts**
Draft - Sumter County
Safety/Operations/TSMO Projects
Fund Codes: DDR, DIOH, DITS
- 413615-1 - Lighting Agreements**
Draft - Lake County
Safety/Operations/TSMO Projects
Fund Codes: D, DDR, DIOH
- 413615-2 - Lighting Agreements**
Draft - Sumter County
Safety/Operations/TSMO Projects
Fund Codes: D, DDR, DIOH
- 414331-2 - Lake - County Capital Grant Section 5307**
Draft - Lake County
Transit and Transportation Disadvantage Projects
Fund Codes: FTA, LF
- 414331-2 - Lake - County Capital Grant Section 5307**

TIP
LOPP

1 of 82

Draft TIP: 244754-3

FPN	244754-3
PROJECT NAME	Vegetation And Aesthetics Area Wide
PROJECT SEGMENT	
FROM	
TO	
BEGIN MILEPOST	
END MILEPOST	
COUNTY	Lake County
DESCRIPTION	Vegetation And Aesthetics Area Wide
WORK DESCRIPTION	Routine Maintenance
WP CATEGORY	Maintenance
PROJECT LENGTH (MILES)	0.84

TIP
LOPP

Adopted Cost Records

Selection required on one or more elements

Adopted
Draft

Legend

Draft (FY 2027 - 2031)

- Aviation
- Bike/Ped and Sic Projects
- Bridge Projects
- Planning Studies
- Roadway Capacity Projects (Non-SIS)
- Safety/Operator Projects
- Strategic Intermodal System Projects
- Trail Projects
- Transit and Transportation Disadvantaged F

LOPP

LOPP Category

- Complete Streets

Sum Total Cost

\$3,083,529,419

Total
5-Year

Number of TIP Projects

82

TIP
LOPP

Category	Count
Aviation	8

By Type
By County
Sum Total Cost by Type
Sum 5-Year Cost by Type
Sum Historical Cost by Type
Sum Future Cost by Type
Adopted Total by Source
Draft Total by Source

The TIP Dashboard supports the previously adopted TIP and the Draft TIP Report

The TIP Dashboard can be viewed at: [Lake-Sumter MPO - TIP Dashboard](#)

TIP Dashboard Video



Transportation Improvement Program (TIP) Dashboard



The TIP Dashboard supports the adopted TIP Report and corresponding amendments.

The TIP Dashboard video can be viewed at: [LSMPO - TIP Dashboard Video | Videos & Movies on Vimeo](#)



82
Total
Projects

3
Top Priority
Projects

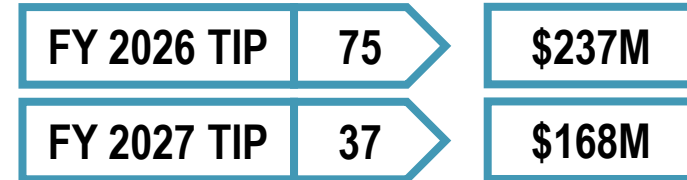
Project categories that made the consistent with LOPP Priority List:

- Safety/Operations/TSMO Projects
- Roadway Capacity Projects (Non-SIS)
- Bike/Ped and Sidewalk Projects

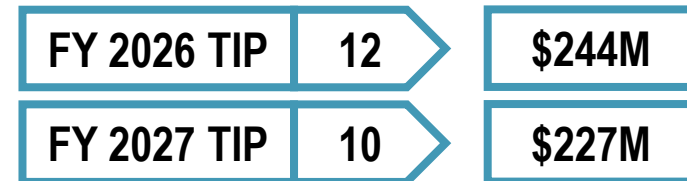
Project Category	Totals* FY 2026-2030	Totals* FY 2027-2031
Aviation	\$10,465,780	\$8,047,392
Bike/Ped and Sidewalk Projects	\$2,207,844	\$2,112,316
Bridge Projects	\$1,033,239	\$1,454,445
Planning Studies	\$4,854,040	\$6,113,985
Roadway Capacity Projects (Non-SIS)	\$244,328,528	\$226,855,051
Safety/Operations/TSMO Projects	\$237,084,909	\$167,843,818
Strategic Intermodal System Projects (SIS)	\$865,681,509	\$967,212,091
Trail Projects	\$29,623,206	\$21,455,355
Transit and Transportation Disadvantage Projects	\$82,769,086	\$32,432,879
Total	\$1,478,048,141	\$1,433,527,332

*Totals do not include Historical or Future Funds. Totals for FY 2026-2030 are summarized using the latest adopted version of the TIP.

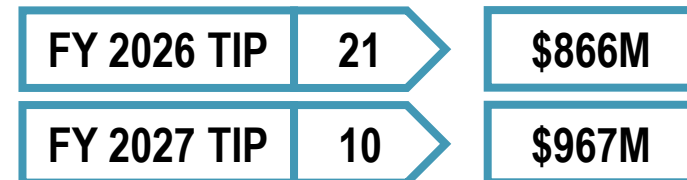
**Safety/
Operations/
TSMO
Projects**



**Roadway
Capacity
(NON-SIS)
Projects**



**Strategic
Intermodal
System (SIS)
Projects**



Funding by Sources - FY 2027 – 2031 TIP

Funding Source	2027	2028	2029	2030	2031	Total	Adopted TIP - Change*
Federal	\$43,168,015	\$10,666,121	\$40,222,075	\$1,070,188	\$1,070,188	\$96,196,587	\$(126,875,793)
Local	\$39,334,811	\$4,241,575	\$4,765,248	\$1,502,095	\$1,566,058	\$51,409,787	\$(23,704,296)
State 100%	\$223,434,140	\$57,458,451	\$30,702,061	\$20,178,432	\$7,139,521	\$338,912,605	\$(28,682,973)
Toll/Turnpike	\$59,283,807	\$312,796,108	\$279,903,616	\$10,453,328	\$284,571,494	\$947,008,353	\$179,307,349
TOTAL	\$365,220,773	\$385,162,255	\$355,593,000	\$33,204,043	\$294,347,261	\$1,433,527,332	\$(44,520,809)

*Values are compared to the latest amended version of the FY 2026 – 2030 TIP

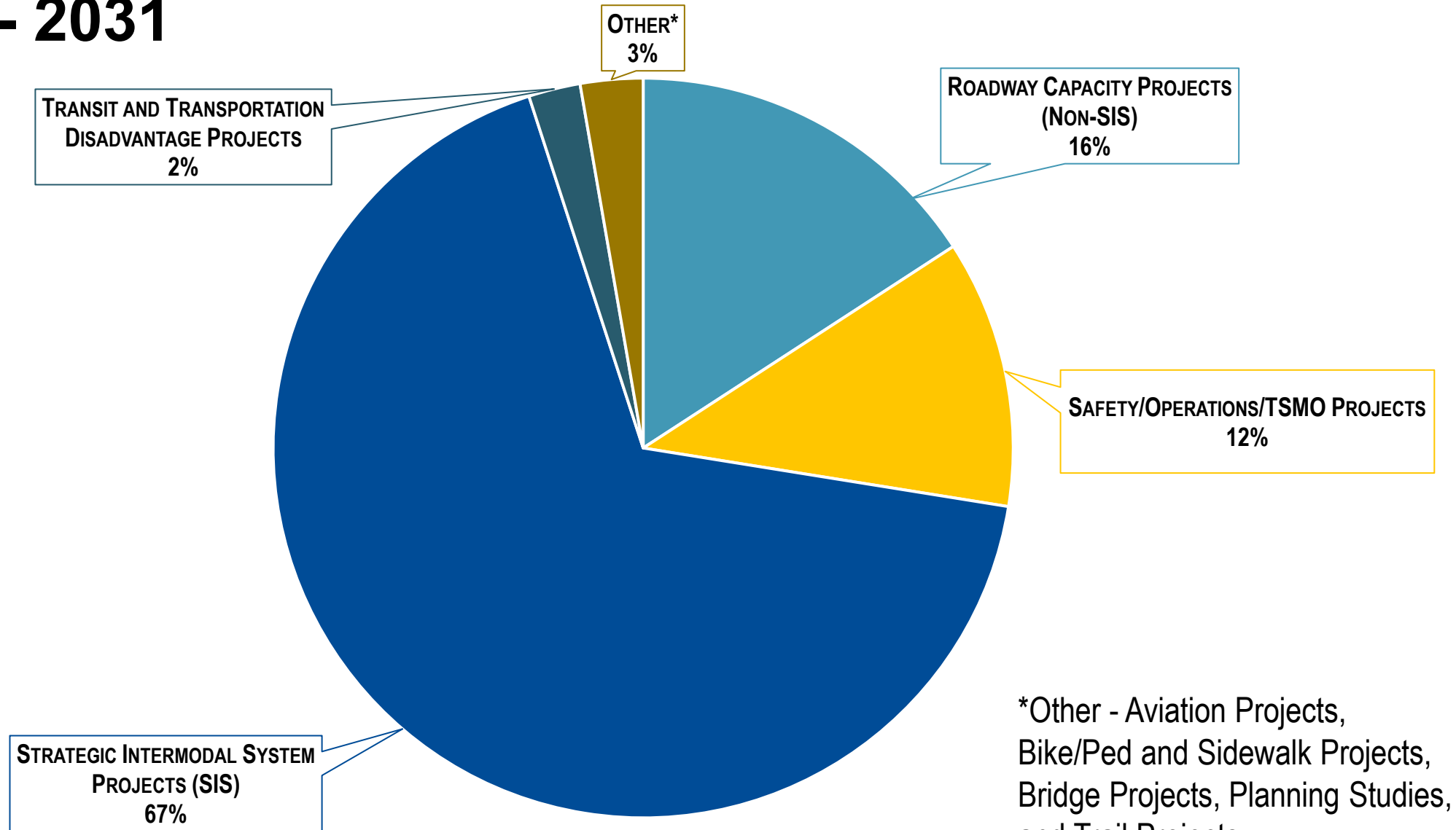
Note: Bond funding has been removed from this table because there is currently no funding through Bonds.

Funding by Project Category - FY 2027 – 2031

Project Category	2027	2028	2029	2030	2031	Total	Adopted TIP - Change*
Aviation Projects	\$764,700	\$1,215,582	\$2,039,200	\$1,988,710	\$2,039,200	\$ 8,047,392	\$(2,418,388)
Bike/Ped and Sidewalk Projects	\$1,299,730	\$812,586	\$0	\$0	\$0	\$ 2,112,316	\$(95,528)
Bridge Projects	\$1,454,445	\$0	\$0	\$0	\$0	\$ 1,454,445	\$421,206
Planning Studies	\$1,222,797	\$1,222,797	\$1,222,797	\$1,222,797	\$1,222,797	\$ 6,113,985	\$1,259,945
Roadway Capacity Projects (Non-SIS)	\$217,854,449	\$2,758,334	\$6,000,491	\$241,777	\$0	\$ 226,855,051	\$(17,473,477)
Safety/Operations/TSMO Projects	\$44,470,335	\$53,516,765	\$61,490,587	\$4,213,045	\$4,153,086	\$ 167,843,818	\$(69,241,091)
Strategic Intermodal Systems Projects (SIS)	\$75,979,695	\$313,592,819	\$282,614,755	\$10,453,328	\$284,571,494	\$ 967,212,091	\$101,530,582
Trail Projects	\$7,857,217	\$805,678	\$0	\$12,792,460	\$0	\$ 21,455,355	\$(8,167,851)
Transit and Transportation Disadvantaged Projects	\$14,317,405	\$11,237,694	\$2,225,170	\$2,291,926	\$2,360,684	\$ 32,432,879	\$(50,336,207)
TOTAL	\$365,220,773	\$385,162,255	\$355,593,000	\$33,204,043	\$294,347,261	\$1,433,527,332	\$(44,520,809)

*Values are compared to the latest amended version of the FY 2026 – 2030 TIP

Funding by Project Category (Percentages) FY 2027 - 2031



*Other - Aviation Projects, Bike/Ped and Sidewalk Projects, Bridge Projects, Planning Studies, and Trail Projects

Next Steps

- Draft FY 2027 – 2031 TIP Report currently online for review:
[Transportation Improvement Program | Lake Sumter MPO](#)
- Draft FY 2027 – 2031 TIP to be presented at the Governing Board on Wednesday, June 17th, 2026



- FDOT Roll Forward Amendment anticipated July 2026
 - This is a list of transportation projects intended for incorporation in the FDOT Work Program that do not make it to the initial list by the adoption deadline of July 1st. These projects automatically “roll forward” in the Work Program, and the LSMPO TIP should be amended to match.
 - More information for the Roll Forward Amendment can be found at: [MPO Roll Forward](#)



Questions?

