

Transportation Disadvantaged Coordinating Board Meeting Report

Date | Time: June 1, 2026, | 2 PM

I. ATTENDEES

Members Present

Jeff Bogue, Chair
 Jamie Ledgerwood
 Jeannette Estes
 Sally Moss
 Kristen Montejo
 Sandra Woodard
 Carol Kitchen
 Steve Homan
 Yvelouse Augustin-Leow
 Vicki Wynns

Representing

Lake~Sumter MPO
 FDOT
 Agency for Persons with Disabilities
 Public Education/Sumter County Schools
 Veterans Service Office Representing Veterans
 FL Association CAA/Economically Disadvantaged
 Person with a disability, representing the disabled
 FL Department of Elder Affairs
 Florida Agency for Health Care Administration
 Medical Community

Members Absent

Sheri Peterson
 Jennilyn Green
 Nora Hanzel
 Bonnie Cowie
 Jose Lopez
 Mat Kline
 Barney Johnson
 Gustavo Henriquez
 Chantel Buck

Representing

Dept. of Children & Families
 Vocational Rehabilitation/Dept. of Education
 People Over 60, representing elderly
 Citizen Advocate/User of the System
 Citizens Advocate
 Children at Risk
 Local Private For-Profit Transportation
 Regional Workforce Development Board
 New Vision for Independence

Staff Present

Michael Woods
 Doris LeMay

Representing

Lake~Sumter MPO
 Lake~Sumter MPO

II. ACTION ITEMS

Transportation Disadvantaged Coordinating Board Meeting Report

Date | Time: June 1, 2026, | 2 PM

A. Approval of FY 2025 Community Transportation Coordinator Evaluation

The TDCB is tasked with annually reviewing the Community Transportation Coordinator (CTC) and evaluating the CTC's operations and performance. The evaluation includes an assessment of compliance with Chapter 427 Florida Statutes, Rule 41-2 Florida Administrative Code, Commission and local standards, and the Americans with Disabilities Act (ADA), as well as onsite observations and rider surveys.

Kelsey Peterson (Lake~Sumter MPO consultant) provided an overview of the CTC Evaluation findings, recommendations, and survey results. There was one finding related to the local standards for accidents. Sumter County Transit staff noted that the accident data may have been incorrectly reported. *This was confirmed following the meeting; the corrected data resulted in an accident rate that met the local standard, and the finding was removed.*

Requested Action:

Motion to approve the Sumter County FY 2025 CTC Evaluation Workbook.

Action Taken:

Jason Carlin made a motion to approve the FY 2025 CTC Evaluation Workbook, seconded by Carol Kitchen and carried unanimously by a 7-0 vote.

B. Approval of FY 2026 Transportation Disadvantaged Service Plan Annual Update

The Lake~Sumter MPO and CTC are required to develop a Transportation Disadvantaged Service Plan (TDSP) every five years and update the plan annually, with review and approval from the TDCB. The FY 2026 annual update includes all required annual updates, as well as other changes as needed.

Kelsey Peterson (Lake~Sumter MPO consultant) provided an overview of the updates to the TDSP.

Requested Action:

Motion to approve the FY 2026 Transportation Disadvantaged Service Plan Annual Update.

Action Taken:

Jason Carlin made a motion to approve the FY 2026 Transportation Disadvantaged Service Plan Annual Update, seconded by Carol Kitchen and carried unanimously by a 7-0 vote.

C. Approval of FY 2027 Meeting Calendar

The proposed TDCB meeting dates for FY 2027 are:

- Q1 TDCB Meeting: September 21, 2026
- Q2 TDCB Meeting: December 14, 2026
- Q3 TDCB Meeting: March 8, 2027
- Annual Public Hearing: March 8, 2027

Transportation Disadvantaged Coordinating Board Meeting Report

Date | Time: June 1, 2026, | 2 PM

- Q4 TDCB Meeting: June 14, 2027

It was also noted that future Sumter County TDCB meetings would take place at the new Gloria Rowe Hayward Sumter County Service Center in Sumterville.

Requested Action:

Motion to approve the FY 2027 Meeting Calendar.

Action Taken:

Jason Carlin.... made a motion to approve the FY 2027 Meeting Calendar, seconded by Carol Kitchen and carried unanimously by a 7-0 vote.

III. UPCOMING ITEMS

A. TDCB Quarterly Meeting

The next regular quarterly meeting will take place on September 21st, 2026, at 2:00pm.

Sumter County Transit Report

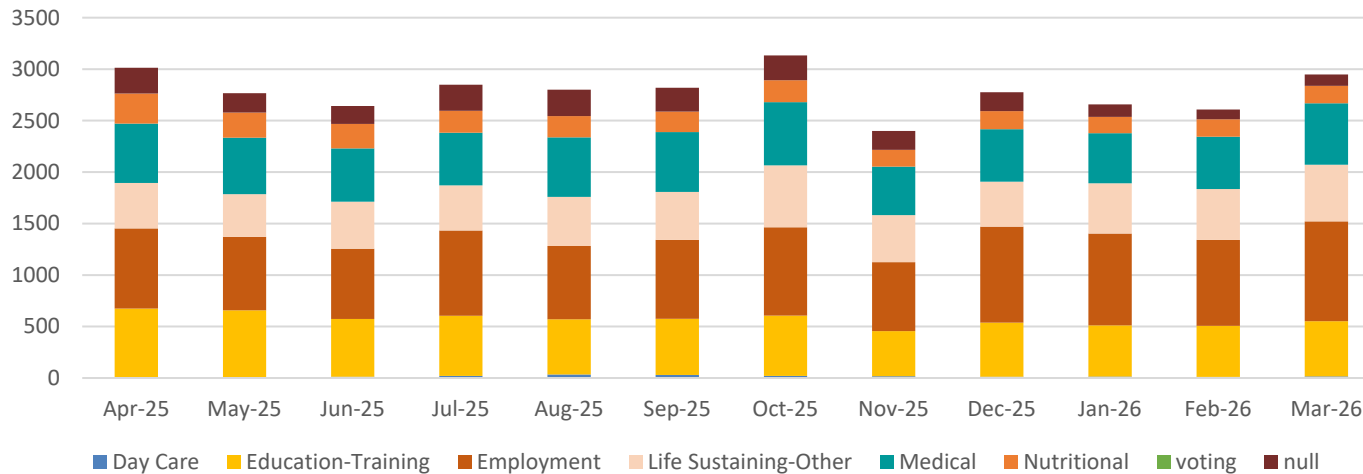
June 1, 2026

The data contained herein has been provided by Sumter County Transit.

Table 1: Trips by Trip Purpose

Trip Purpose	Apr-25	May-25	Jun-25	Jul-25	Aug-25	Sep-25	Oct-25	Nov-25	Dec-25	Jan-26	Feb-26	Mar-26	Total for purpose
Day Care	0	2	13	21	35	30	20	17	13	14	11	15	191
Education-Training	675	655	560	583	536	545	586	439	525	498	496	537	6,635
Employment	778	714	683	829	711	766	858	669	933	891	834	969	9,635
Life Sustaining-Other	442	414	457	438	478	467	602	457	436	488	495	551	5,725
Medical	576	550	518	512	578	580	614	471	510	487	507	596	6,499
Nutritional	292	243	237	212	206	200	213	163	175	159	170	170	2,440
voting	0	0	0	0	0	0	0	0	0	0	0	0	0
null	250	189	174	254	256	232	240	184	183	120	95	110	2,287
Total for period	3,013	2,767	2,642	2,849	2,800	2,820	3,133	2,400	2,775	2,657	2,608	2,948	33,412

Figure 1: Trips by Trip Purpose

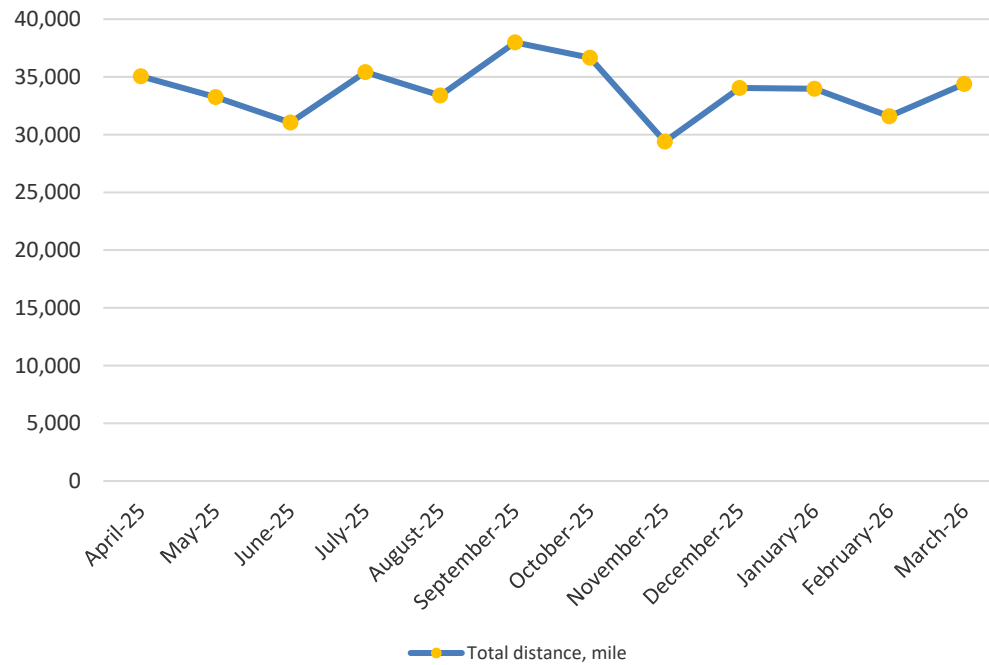


Sources: TDCB Trips By Purpose 04 01 2025 to 03 31 2026.pdf

Table 2: Total Passenger Miles

Distance	Apr-25	May-25	Jun-25	Jul-25	Aug-25	Sep-25	Oct-25	Nov-25	Dec-25	Jan-26	Feb-26	Mar-26	Total
Total distance, mile	35,058	33,260	31,046	35,420	33,389	37,987	36,665	29,401	34,048	33,969	31,591	34,393	406,227

Figure 2: Total Passenger Miles

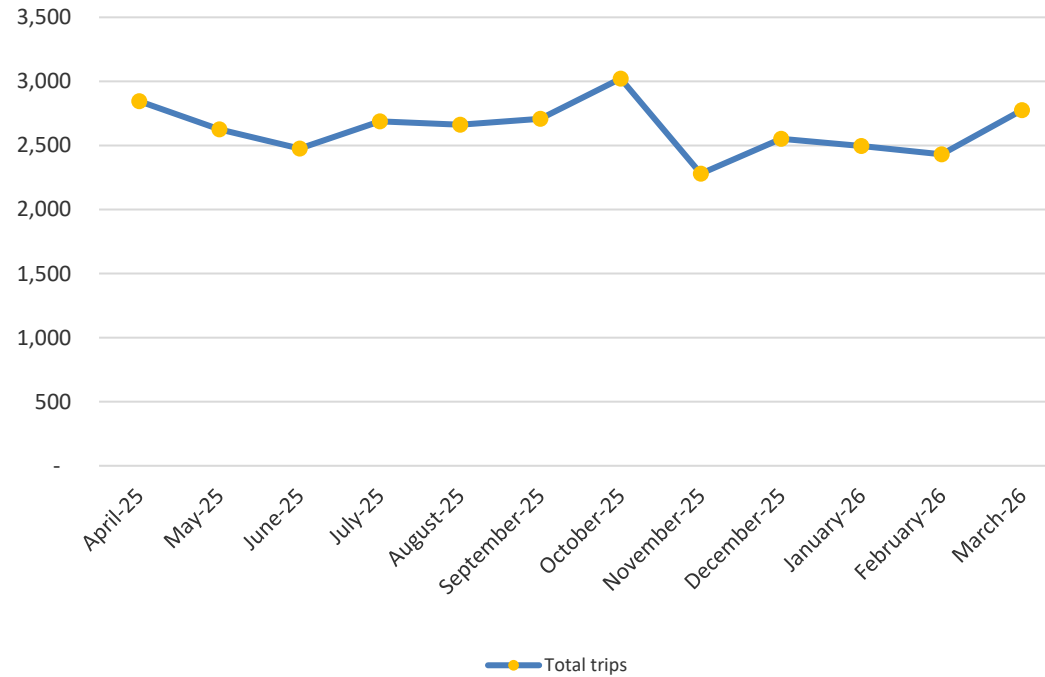


Sources: TDCB Total Passenger Miles 04 01 2025 to 03 31 2026.pdf

Table 3: Total Passenger Trips

Trips	Apr-25	May-25	Jun-25	Jul-25	Aug-25	Sep-25	Oct-25	Nov-25	Dec-25	Jan-26	Feb-26	Mar-26	Total
Total trips	2,845	2,626	2,476	2,688	2,662	2,708	3,022	2,280	2,552	2,496	2,431	2,775	31,561

Figure 3: Total Passenger Trips

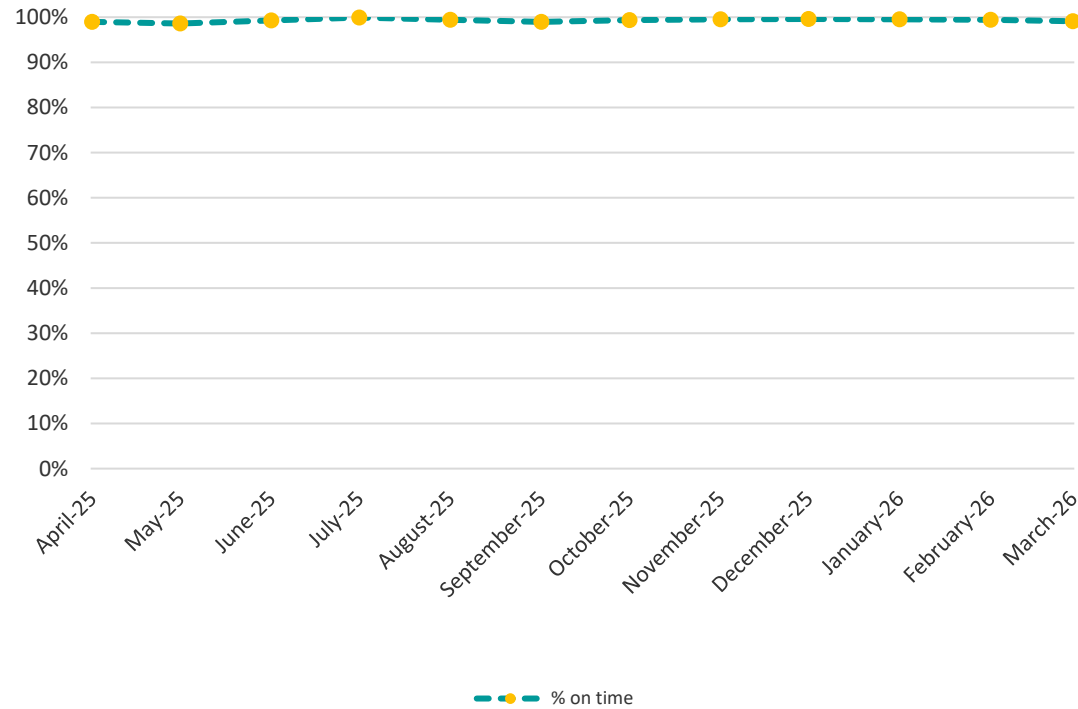


Sources: TDCB Total Passenger Trips 04 01 2025 to 03 31 2026.pdf

Table 4: On-Time Performance

%	Apr-25	May-25	Jun-25	Jul-25	Aug-25	Sep-25	Oct-25	Nov-25	Dec-25	Jan-26	Feb-26	Mar-26	Average
% On Time	98.97%	98.60%	99.27%	99.92%	99.43%	98.96%	99.37%	99.53%	99.60%	99.52%	99.41%	99.12%	99.31%

Figure 4: On-Time Performance

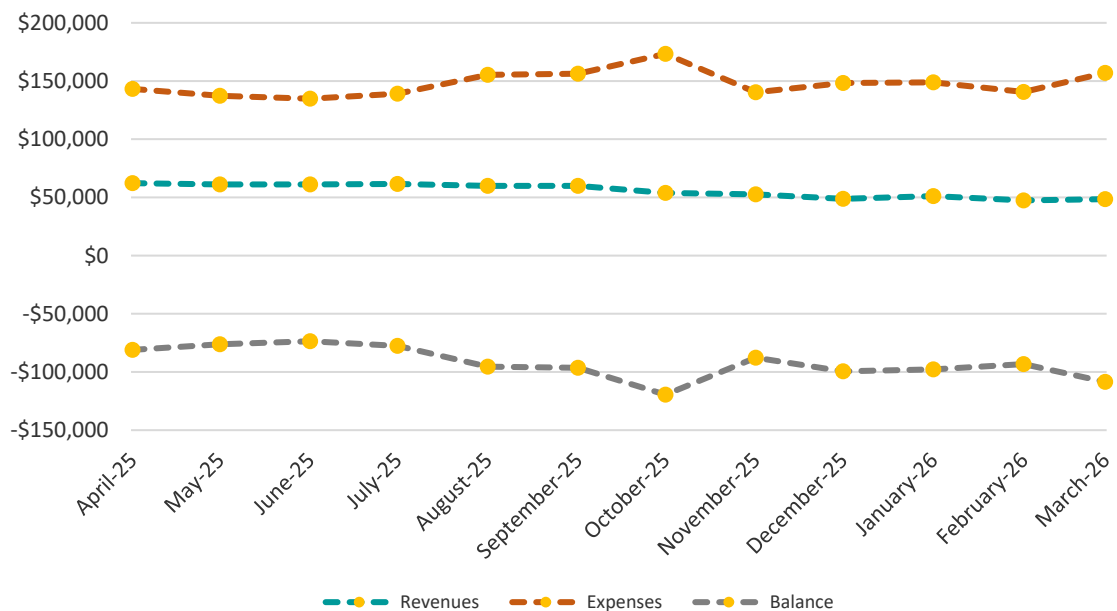


Sources: Transit OTP Fiscal 04 01 2025 to 03 31 2026.pdf

Table 5: Sumter County Transit Fund

Category	Apr-25	May-25	Jun-25	Jul-25	Aug-25	Sep-25	Oct-25	Nov-25	Dec-25	Jan-26	Feb-26	Mar-26
Revenues	\$62,241	\$61,111	\$61,218	\$61,514	\$59,933	\$59,933	\$53,846	\$52,591	\$48,845	\$51,162	\$47,434	\$48,511
Expenses	\$143,262	\$137,362	\$134,824	\$139,145	\$155,393	\$156,359	\$173,356	\$140,347	\$148,305	\$148,877	\$140,635	\$157,012
Balance	-\$81,022	-\$76,251	-\$73,606	-\$77,631	-\$95,460	-\$96,426	-\$119,510	-\$87,756	-\$99,460	-\$97,715	-\$93,201	-\$108,501

Figure 5: Sumter County Transit Fund

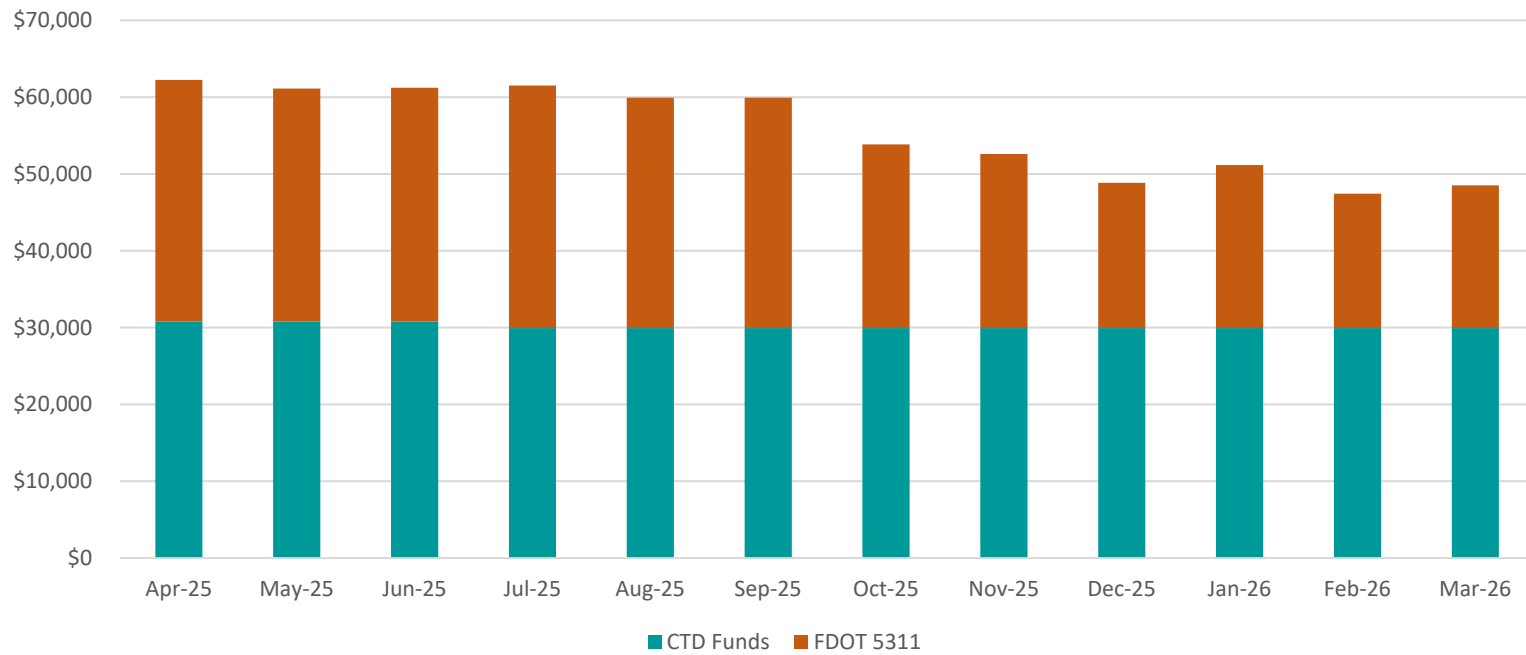


Source: TDCB Chart Data FY 2025 2026 to Date Sumter County MPO.xlsx

Table 6: Sumter County Transit Revenue

Source	Apr-25	May-25	Jun-25	Jul-25	Aug-25	Sep-25	Oct-25	Nov-25	Dec-25	Jan-26	Feb-26	Mar-26
CTD Funds	\$30,784	\$30,784	\$30,784	\$29,944	\$29,933	\$29,933	\$29,933	\$29,933	\$29,933	\$29,933	\$29,933	\$29,933
FDOT 5311	\$31,457	\$30,327	\$30,434	\$31,570	\$30,000	\$30,000	\$23,913	\$22,658	\$18,912	\$21,229	\$17,501	\$18,578
Total by Month	\$62,241	\$61,111	\$61,218	\$61,514	\$59,933	\$59,933	\$53,846	\$52,591	\$48,845	\$51,162	\$47,434	\$48,511

Figure 6: Sumter County Transit Revenue

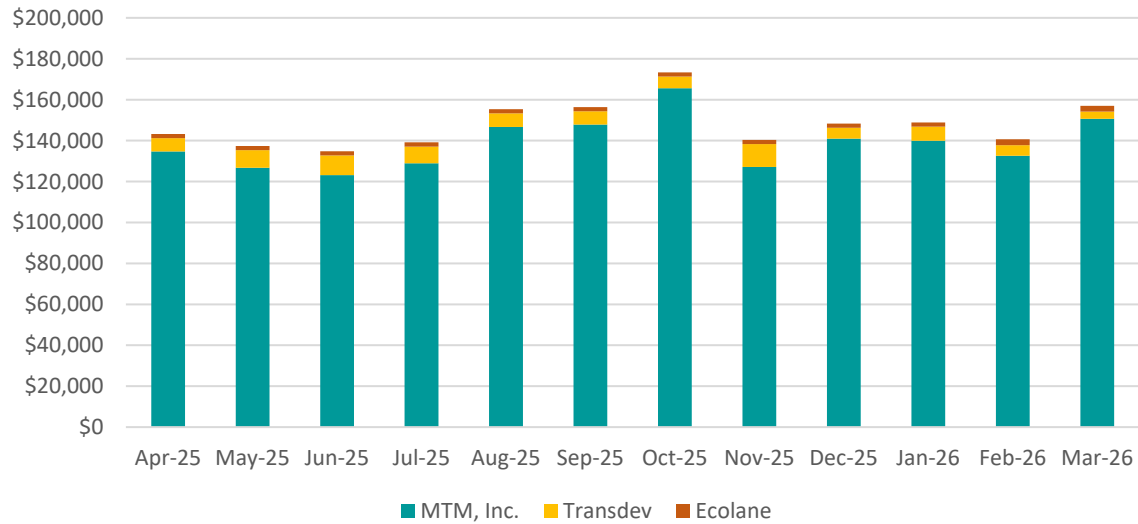


Source: TDCB Chart Data FY 2025 2026 to Date Sumter County MPO.xlsx

Table 7: Sumter County Transit Expenses

Category	Apr-25	May-25	Jun-25	Jul-25	Aug-25	Sep-25	Oct-25	Nov-25	Dec-25	Jan-26	Feb-26	Mar-26
MTM, Inc.	\$134,709	\$126,778	\$123,184	\$128,897	\$146,669	\$147,891	\$165,631	\$127,144	\$140,944	\$139,956	\$132,621	\$150,693
Transdev	\$6,508	\$8,539	\$9,595	\$8,203	\$6,679	\$6,423	\$5,679	\$11,157	\$5,316	\$6,876	\$5,164	\$3,470
Ecolane	\$2,045	\$2,045	\$2,045	\$2,045	\$2,045	\$2,045	\$2,045	\$2,046	\$2,045	\$2,045	\$2,850	\$2,850
Total by Month	\$143,262	\$137,362	\$134,824	\$139,145	\$155,393	\$156,359	\$173,356	\$140,347	\$148,305	\$148,877	\$140,635	\$157,012

Figure 7: Sumter County Transit Expenses



Source: TDCB Chart Data FY 2025 2026 to Date Sumter County MPO.xlsx

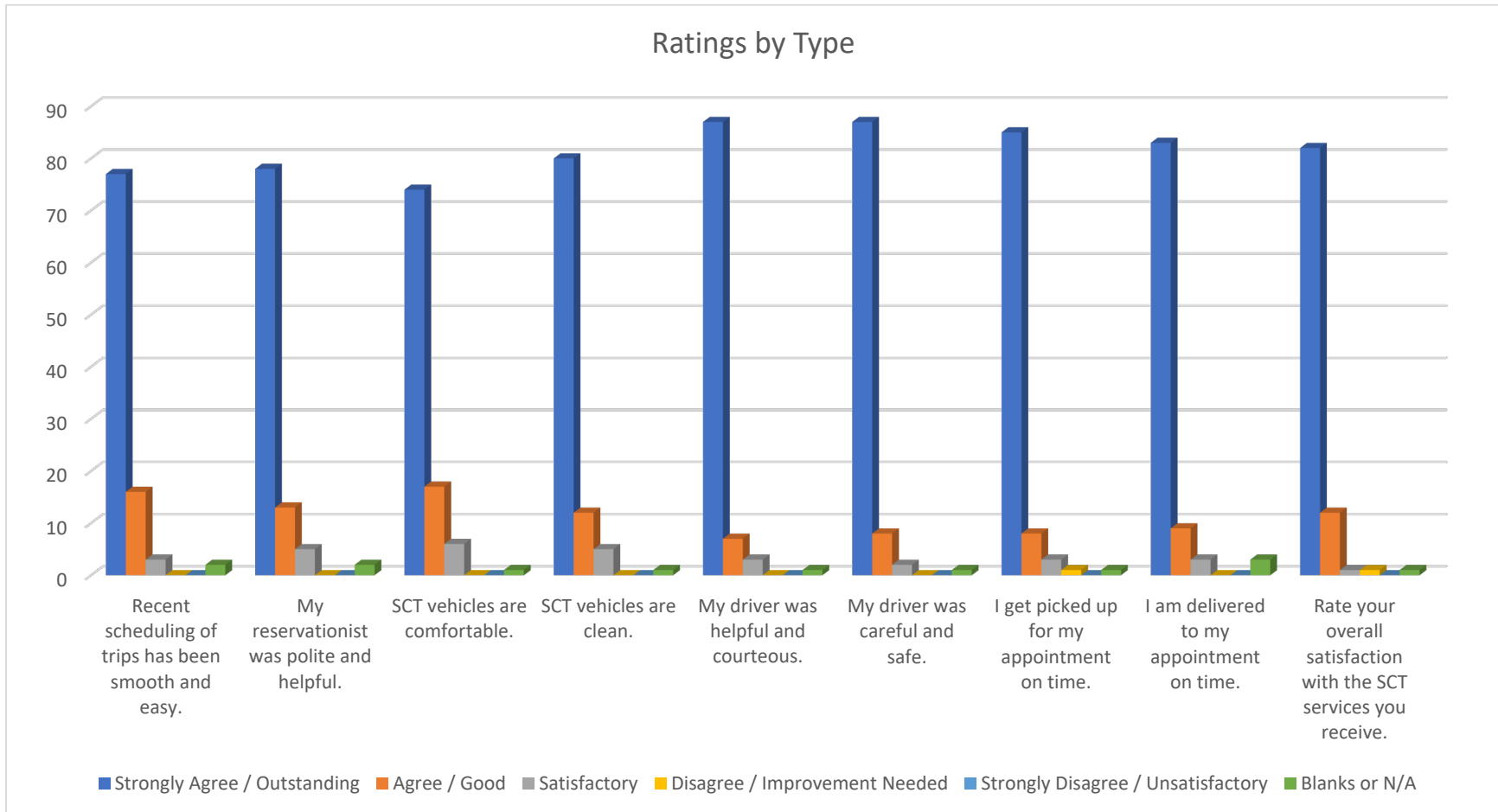
LEGEND NOTES	
MTM, Inc.	Medical Transportation Management - Transit Contractor
Transdev	Fleet Maintenance Contractor
Ecolane	Transit Software System used by MTM, Inc.

Table 8: Sumter County Transit Survey Results (July 2023 – January 2026)

Online ratings / Paper ratings	Recent scheduling of trips has been smooth and easy	My reservationist was polite and helpful	SCT vehicles are comfortable	SCT vehicles are clean	My driver was helpful and courteous	My driver was careful and safe	I get picked up for my appointment on time	I am delivered to my appointment on time	Rate your overall satisfaction with the SCT services you receive	Totals	Percentages
Strongly Agree / Outstanding	77	78	74	80	87	87	85	83	82	733	83%
Agree / Good	16	13	17	12	7	8	8	9	12	102	12%
Satisfactory	3	5	6	5	3	2	3	3	1	31	4%
Disagree / Improvement Needed	0	0	0	0	0	0	1	0	1	2	0%
Strongly Disagree / Unsatisfactory	0	0	0	0	0	0	0	0	0	0	0%
Blanks or N/A	2	2	1	1	1	1	1	3	1	13	1%
Totals	98	98	98	98	98	98	98	98	97	881	100%

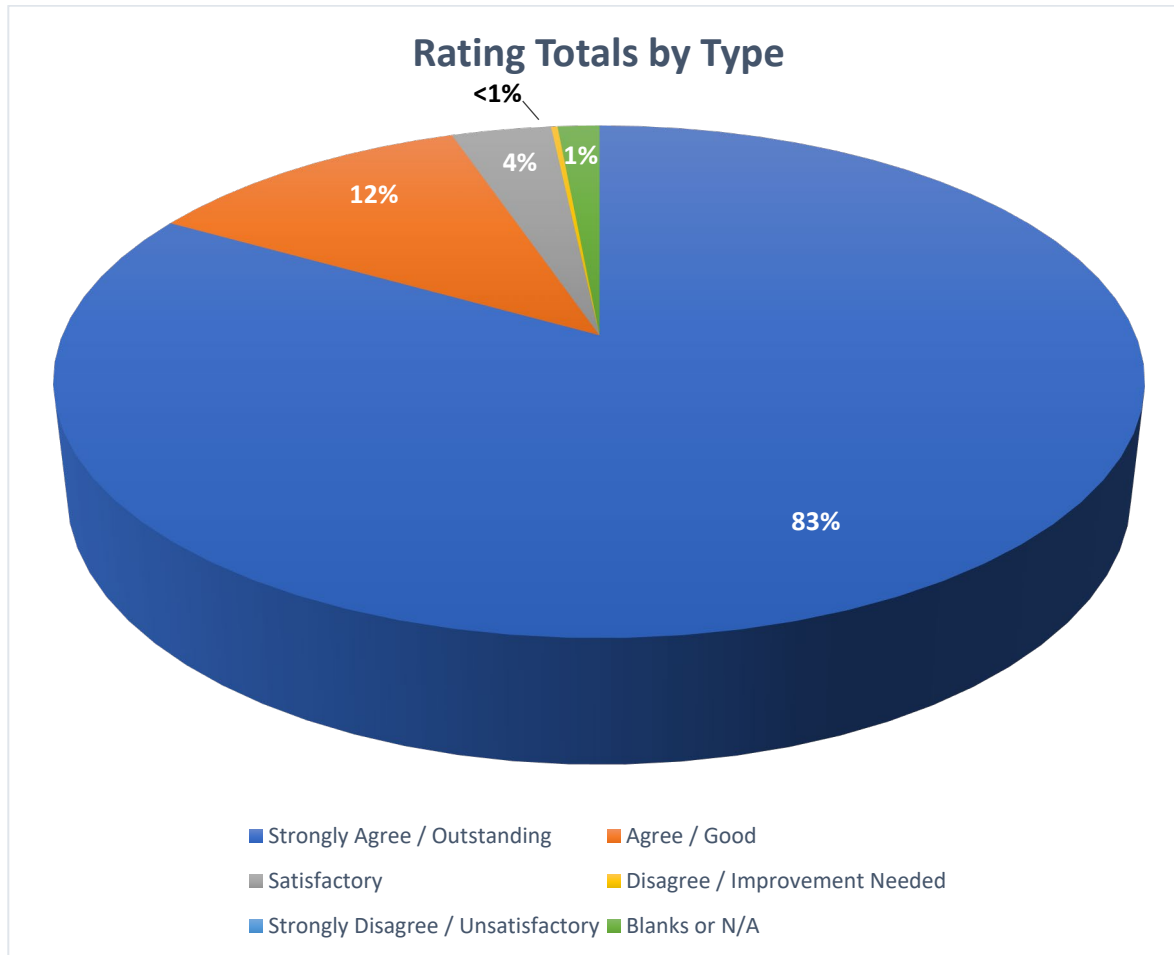
Source: Transit Rider Surveys updated 02.19.26

Figure 8: Survey Ratings by Type (July 2023 – January 2026)



Source: Transit Rider Surveys updated 02.19.26

Figure 9: Survey Rating Totals by Type (July 2023 – January 2026)



Source: Transit Rider Surveys updated 02.19.26