

FY 2027 – 2031 Transportation Improvement Program (TIP)

LSMPO Governing Board – June 17, 2026



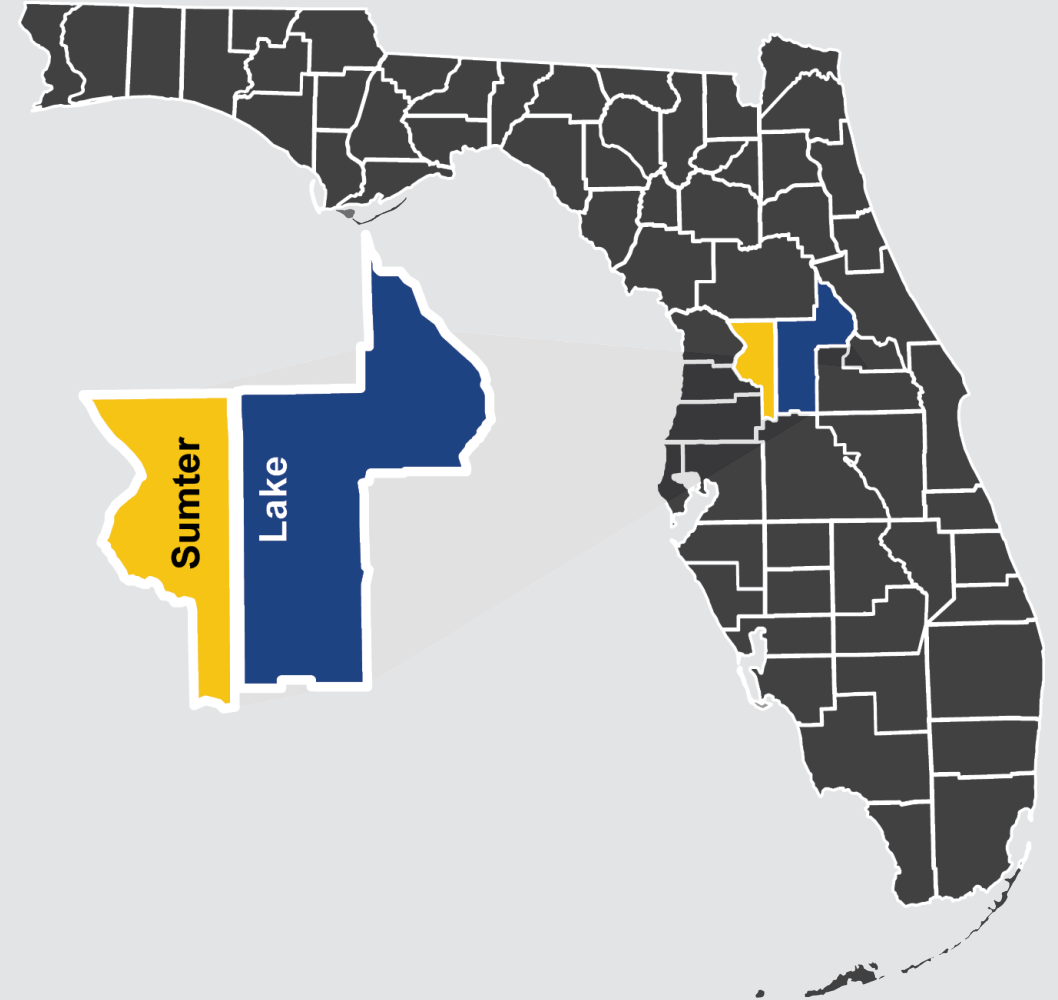
What is the TIP?

Purpose: A 5-year financially feasible **funded** program including a variety of transportation improvement projects.

The Federal government requires four years, and the State of Florida requires one additional year.

Consistency with Other Plans:

- 2050 Long Range Transportation Plan (LRTP)
- FDOT's 2027 - 2031 Five-Year Adopted Work Program
- Lake County's 2023 Transit Development Plan (TDP)



FY 2026 – 2030 TIP

- Amended five times since adoption in June 2025
- No amendments for March / April / May/June 2026

FY 2027 – 2031 TIP

- FDOT project spreadsheet received Friday, April 3rd
- Draft FY 27- FY 31 TIP Report available online for public review mid-May 2026
- Based on the 2025 List of Priority Projects, June 2025



TIP Dashboard Review

TIP & LOPP Dashboard
Lake-Sumter MPO

 Select by Type: All Types |
 Select by County: All Counties |
 Select by Responsible Agency: All Agencies |
 Select by SIS: All Projects |
 Select for Federal Funding: All Funding |
 Toggle between: Adopted Draft

TIP Project List

- 244754-3 - Vegetation And Aesthetics Area Wide**
Draft - Lake County
Safety/Operations/TSMO Projects
Fund Codes: D, DIOH, TMBW
- 413019-3 - Lake Traffic Engineering Contracts**
Draft - Lake County
Safety/Operations/TSMO Projects
Fund Codes: DDR, DIOH, DITS
- 413019-8 - Sumter Traffic Engineering Contracts**
Draft - Sumter County
Safety/Operations/TSMO Projects
Fund Codes: DDR, DIOH, DITS
- 413615-1 - Lighting Agreements**
Draft - Lake County
Safety/Operations/TSMO Projects
Fund Codes: D, DDR, DIOH
- 413615-2 - Lighting Agreements**
Draft - Sumter County
Safety/Operations/TSMO Projects
Fund Codes: D, DDR, DIOH
- 414331-2 - Lake - County Capital Grant Section 5307**
Draft - Lake County
Transit and Transportation Disadvantage Projects
Fund Codes: FTA, LF
- 414331-2 - Lake - County Capital Grant Section 5307**

TIP
LOPP

1 of 82

Draft TIP: 244754-3

FPN	244754-3
PROJECT NAME	Vegetation And Aesthetics Area Wide
PROJECT SEGMENT	
FROM	
TO	
BEGIN MILEPOST	
END MILEPOST	
COUNTY	Lake County
DESCRIPTION	Vegetation And Aesthetics Area Wide
WORK DESCRIPTION	Routine Maintenance
WP CATEGORY	Maintenance
PROJECT LENGTH (MILES)	0.84

TIP
LOPP

Adopted Cost Records

Selection required on one or more elements

Adopted
Draft

Legend

Draft (FY 2027 - 2031)

- Aviation
- Bike/Ped and Sic Projects
- Bridge Projects
- Planning Studies
- Roadway Capacity Projects (Non-SIS)
- Safety/Operator Projects
- Strategic Intermodal System Projects
- Trail Projects
- Transit and Transportation Disadvantaged F

LOPP

LOPP Category

- Complete Streets

Sum Total Cost

\$3,083,529,419

Total
5-Year

Number of TIP Projects

82

TIP
LOPP

By Type
By County
Sum Total Cost by Type
Sum 5-Year Cost by Type
Sum Historical Cost by Type
Sum Future Cost by Type
Adopted Total by Source
Draft Total by Source

The TIP Dashboard supports the previously adopted TIP and the Draft TIP Report

The TIP Dashboard can be viewed at: [Lake-Sumter MPO - TIP Dashboard](#)



82
Total
Projects

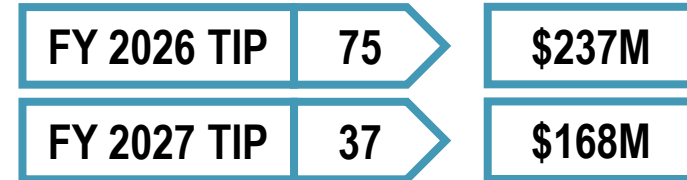
Project categories that made the consistent with LOPP Priority List:

- Safety/Operations/TSMO Projects
- Roadway Capacity Projects (Non-SIS)
- Bike/Ped and Sidewalk Projects

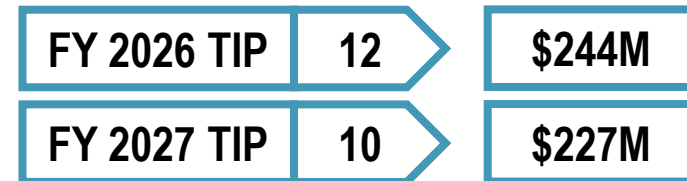
Project Category	Totals* FY 2026-2030	Totals* FY 2027-2031
Aviation	\$10,465,780	\$8,047,392
Bike/Ped and Sidewalk Projects	\$2,207,844	\$2,112,316
Bridge Projects	\$1,033,239	\$1,454,445
Planning Studies	\$4,854,040	\$6,113,985
Roadway Capacity Projects (Non-SIS)	\$244,328,528	\$226,855,051
Safety/Operations/TSMO Projects	\$237,084,909	\$167,843,818
Strategic Intermodal System Projects (SIS)	\$865,681,509	\$967,212,091
Trail Projects	\$29,623,206	\$21,455,355
Transit and Transportation Disadvantage Projects	\$82,769,086	\$32,432,879
Total	\$1,478,048,141	\$1,433,527,332

*Totals do not include Historical or Future Funds. Totals for FY 2026-2030 are summarized using the latest adopted version of the TIP.

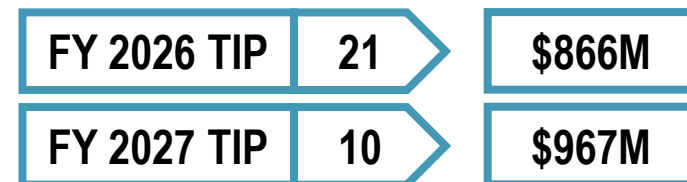
**Safety/
Operations/
TSMO
Projects**




**Roadway
Capacity
(NON-SIS)
Projects**



**Strategic
Intermodal
System (SIS)
Projects**



430132-1 US 301: 2 to 4 Lane Capacity Project


TIP & LOPP Dashboard
 Lake-Sumter MPO

Select by Type: All Types |
 Select by County: All Counties |
 Select by Responsible Agency: All Agencies |
 Select by SIS: All Projects |
 Select for Federal Funding: All Funding |
 Toggle between: **Adopted** | Draft

TIP Project List

- 430132-1 - SR 35 (US 301)**
 Draft - Sumter County
 Roadway Capacity Projects (Non-SIS)
 Fund Codes: ART, DDR, DIH, DIOH, DS, LF, LFR, PKOH, PKYI, SA, SL, SN
- 430132-2 - SR 35 (US 301)**
 Draft - Sumter County
 Roadway Capacity Projects (Non-SIS)
 Fund Codes: ART, DDR, DIH, DIOH, DS, FINC, LF
- 430132-4 - SR 35 (US 301)**
 Draft - Sumter County
 Roadway Capacity Projects (Non-SIS)
 Fund Codes: ART, DDR, DIH, DIOH, DS, LF, PKOH, PKYI
- 430132-5 - SR 35 (US 301)**
 Draft - Sumter County
 Roadway Capacity Projects (Non-SIS)
 Fund Codes: ART, DDR, DIH, DIOH, DS, FINC

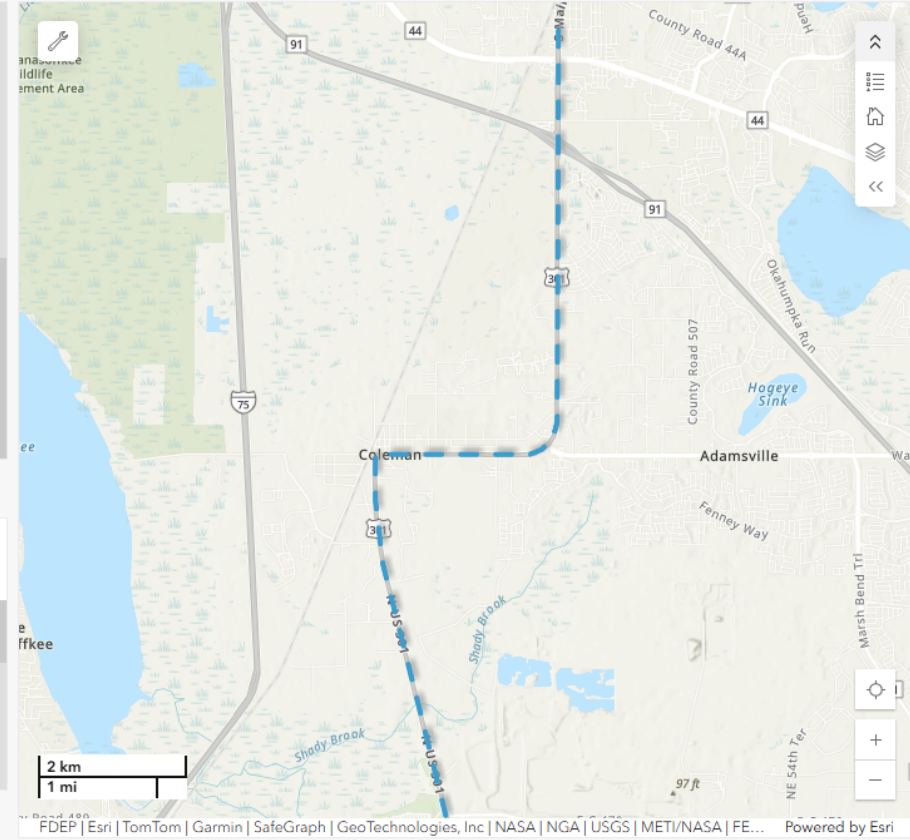
L RTP NUMBER	Pg. 32; Pg. 62
ADOPTION DATE	
AMENDED	
AMENDMENT DATE	
AMENDMENT NUMBER	
LOPP	Fully Funded
CMP	Yes
HISTORIC COST (\$)	69,219,131
5 YEAR TOTAL (\$)	24,252,744
FUTURE COST (\$)	0
TOTAL COST (\$)	93,471,875
GOOGLE MAPS	View
CYCLE	2027-2031

TIP | LOPP

Draft Cost Records

1 of 23

FPN	430132-1
FM NUMBER	4301321
PHASE	COX
PHASE GROUP	CONSTRUCTION - IND SUPP
FUND SOURCE	State 100%



Legend

TIP

Adopted (FY 2026 - 2030)

- Aviation
- Bike/Ped and Sidewalk Projects
- Bridge Projects
- Planning Studies
- Roadway Capacity (Non-SIS)
- Safety/Operations/Projects
- Strategic Intermodal System Projects (SI)
- Trail Projects
- Transit and Transp Disadvantaged Pro
- Other

Draft (FY 2027 - 2031)

- Aviation
- Bike/Ped and Sidewalk Projects

Sum 5-Year Cost

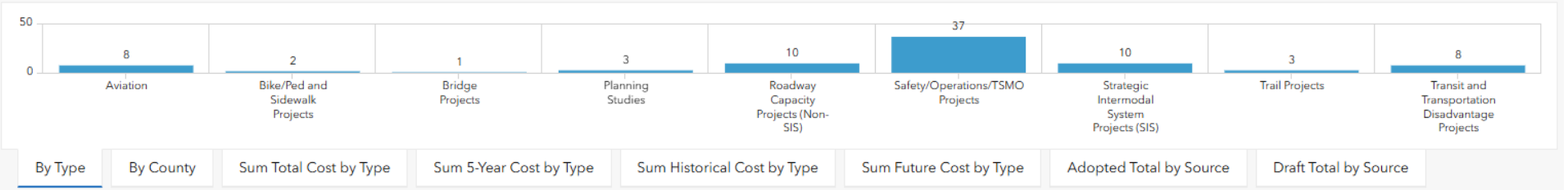
\$1,433,527,332

Total | 5-Year

Number of TIP Projects

82

TIP | LOPP



435789-1 Turnpike (SR 91): 4 to 8 Lane Capacity Project

TIP & LOPP Dashboard Lake-Sumter MPO
 Select by Type All Types
 Select by County All Counties
 Select by Responsible Agency All Agencies
 Select by SIS All Projects
 Select for Federal Funding All Funding
 Toggle between Adopted Draft

TIP Project List

Q 435789 X

435789-1 - Widen Turnpike (SR 91)
 Draft - Sumter County
 Strategic Intermodal System Projects (SIS)
 Fund Codes: PKBD, PKOH, PKYI

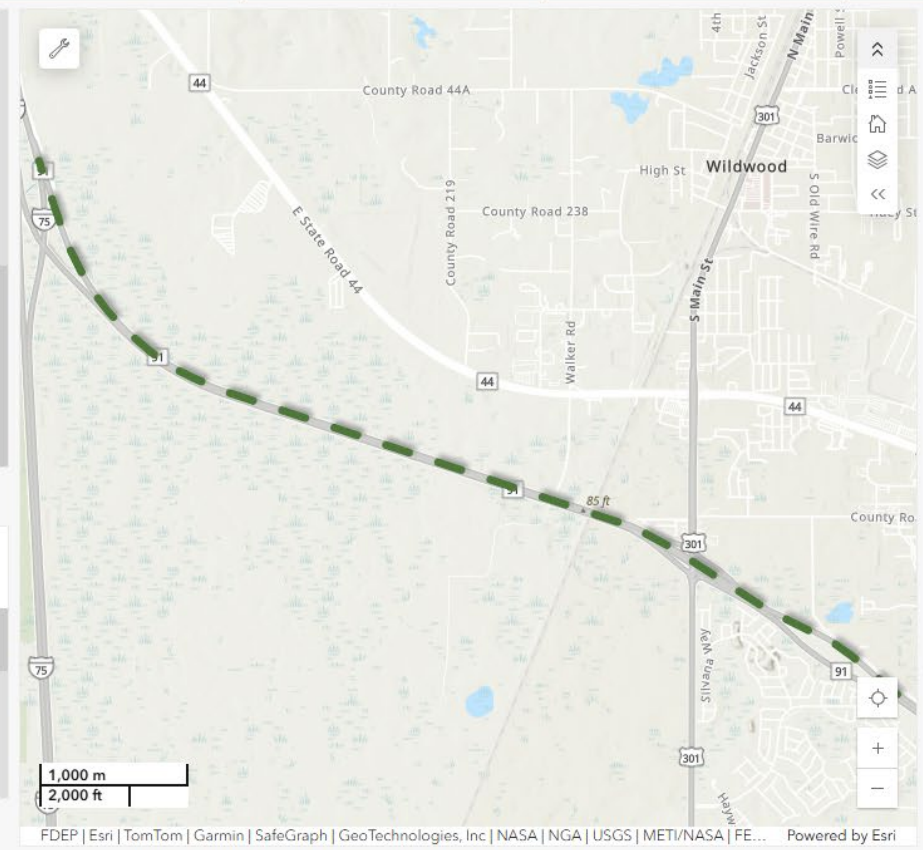
L RTP NUMBER	Pg. 63
ADOPTION DATE	
AMENDED	
AMENDMENT DATE	
AMENDMENT NUMBER	
LOPP	-
CMP	No
HISTORIC COST (\$)	2,265,830
5 YEAR TOTAL (\$)	314,599,462
FUTURE COST (\$)	0
TOTAL COST (\$)	316,865,292
GOOGLE MAPS	View
CYCLE	2027-2031

TIP LOPP

Draft Cost Records

◀ 1 of 12 ▶

FPN	435789-1
FM NUMBER	4357891
PHASE	COX
PHASE GROUP	CONSTRUCTION - IND SUPP
FUND SOURCE	Toll/Turnpike



Legend

TIP

Adopted (FY 2026 - 2030)

- Aviation
- Bike/Ped and Sidewalk Projects
- Bridge Projects
- Planning Studies
- Roadway Capacity (Non-SIS)
- Safety/Operations/Projects
- Strategic Intermodal System Projects (SIS)
- Trail Projects
- Transit and Transportation Disadvantaged Projects
- Other

Draft (FY 2027 - 2031)

- Aviation
- Bike/Ped and Sidewalk Projects

Sum 5-Year Cost

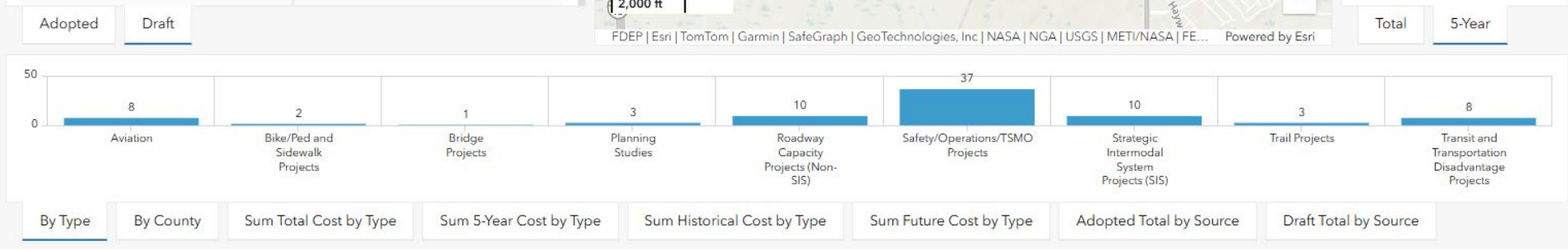
\$1,433,527,332

Total 5-Year

Number of TIP Projects

82

TIP LOPP



430975-8 Lake Wekiva Trail: SUNTrail Project


TIP & LOPP Dashboard
 Lake-Sumter MPO

Select by Type: All Types |
 Select by County: All Counties |
 Select by Responsible Agency: All Agencies |
 Select by SIS: All Projects |
 Select for Federal Funding: All Funding |
 Toggle between: **Adopted** | Draft

TIP Project List

Q 430975 X

430975-8 - Lake - Wekiva Trail
 Draft - Lake County
 Trail Projects
 Fund Codes: DIOH, LF, TALT

L RTP NUMBER	Pg. 62
ADOPTION DATE	
AMENDED	
AMENDMENT DATE	
AMENDMENT NUMBER	
LOPP	-
CMP	No
HISTORIC COST (\$)	0
5 YEAR TOTAL (\$)	7,573,492
FUTURE COST (\$)	0
TOTAL COST (\$)	7,573,492
GOOGLE MAPS	View
CYCLE	2027-2031

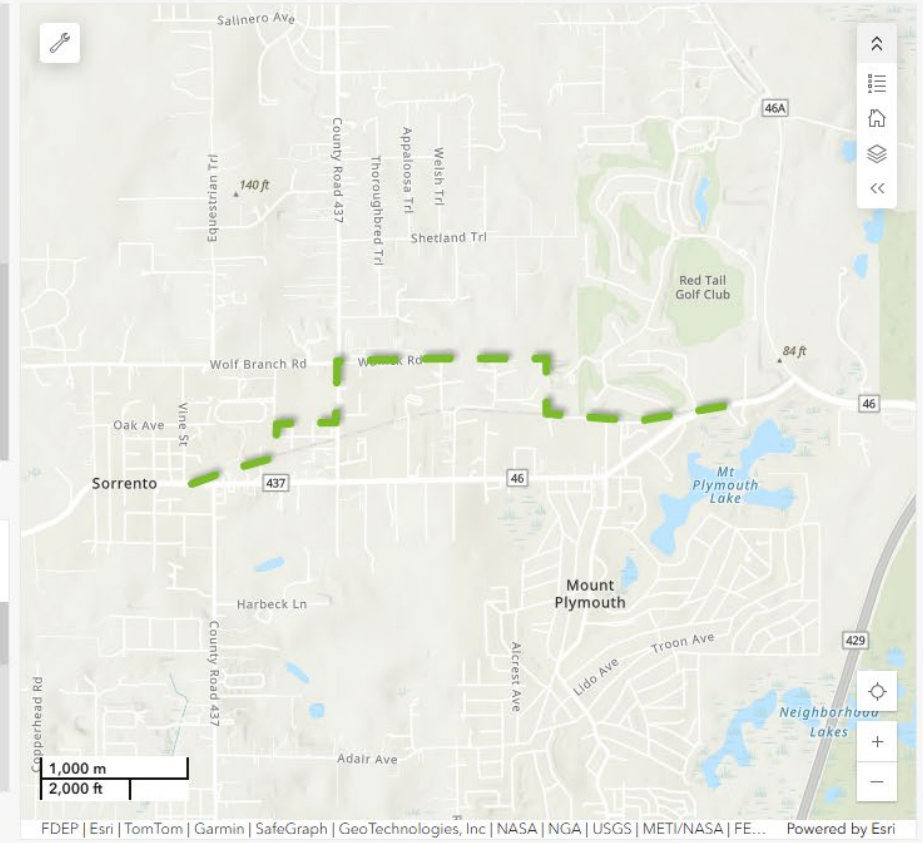
TIP | LOPP

Draft Cost Records

◀ 1 of 4 ▶

FPN	430975-8
FM NUMBER	4309758
PHASE	COX
PHASE GROUP	CONSTRUCTION - IND SUPP
FUND SOURCE	State 100%

Adopted | **Draft**



Legend

TIP

Adopted (FY 2026 - 2030)

- Aviation
- Bike/Ped and Sidewalk Projects
- Bridge Projects
- Planning Studies
- Roadway Capacity (Non-SIS)
- Safety/Operations/Projects
- Strategic Intermodal System Projects (SIS)
- Trail Projects
- Transit and Transportation Disadvantaged Projects
- Other

Draft (FY 2027 - 2031)

- Aviation
- Bike/Ped and Sidewalk Projects

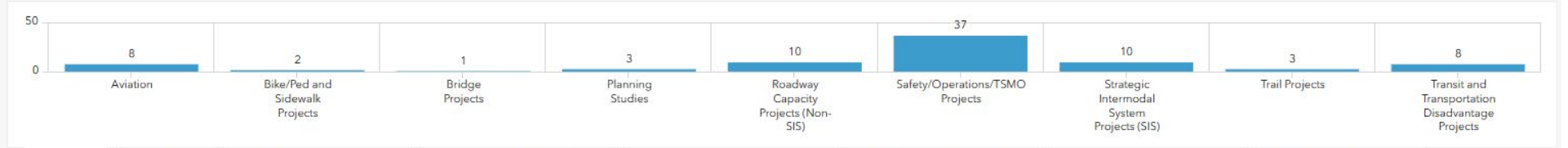
Sum 5-Year Cost

\$1,433,527,332

Total | **5-Year**

Number of TIP Projects

82



TIP | LOPP

By Type | By County | Sum Total Cost by Type | Sum 5-Year Cost by Type | Sum Historical Cost by Type | Sum Future Cost by Type | Adopted Total by Source | Draft Total by Source

453449-1 CR 44: Operational Improvements


TIP & LOPP Dashboard
 Lake-Sumter MPO

Select by Type: All Types |
 Select by County: All Counties |
 Select by Responsible Agency: All Agencies |
 Select by SIS: All Projects |
 Select for Federal Funding: All Funding |
 Toggle between: Adopted Draft

TIP Project List

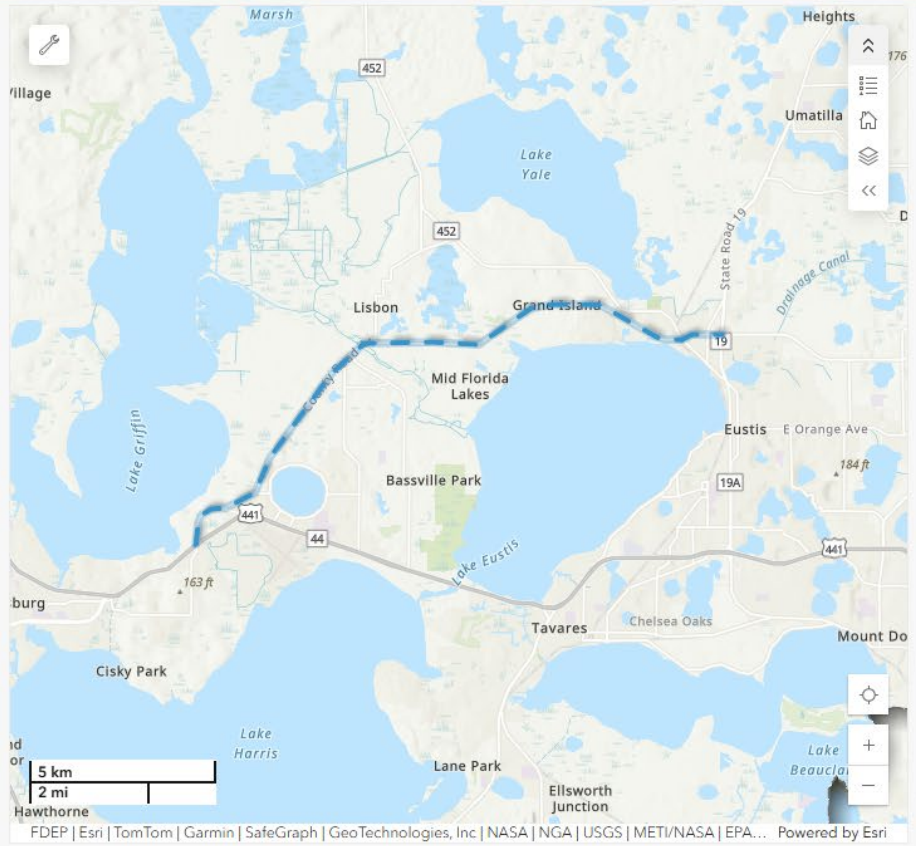
453449-1 - CR 44
 Draft - Lake County
 Roadway Capacity Projects (Non-SIS)
 Fund Codes: ACSS, DIOH, LF

L RTP NUMBER	Pg. 65
ADOPTION DATE	
AMENDED	
AMENDMENT DATE	
AMENDMENT NUMBER	
LOPP	-
CMP	No
HISTORIC COST (\$)	818,874
5 YEAR TOTAL (\$)	2,742,770
FUTURE COST (\$)	0
TOTAL COST (\$)	3,561,644
GOOGLE MAPS	View
CYCLE	2027-2031

Draft Cost Records

1 of 6

FPN	453449-1
FM NUMBER	4534491
PHASE	COX
PHASE GROUP	CONSTRUCTION - IND SUPP
FUND SOURCE	State 100%



Legend

TIP

Adopted (FY 2026 - 2030)

- Aviation
- Bike/Ped and Sidewalk Projects
- Bridge Projects
- Planning Studies
- Roadway Capacity (Non-SIS)
- Safety/Operations/Projects
- Strategic Intermodal System Projects (SI)
- Trail Projects
- Transit and Transpc Disadvantaged Pro
- Other

Draft (FY 2027 - 2031)

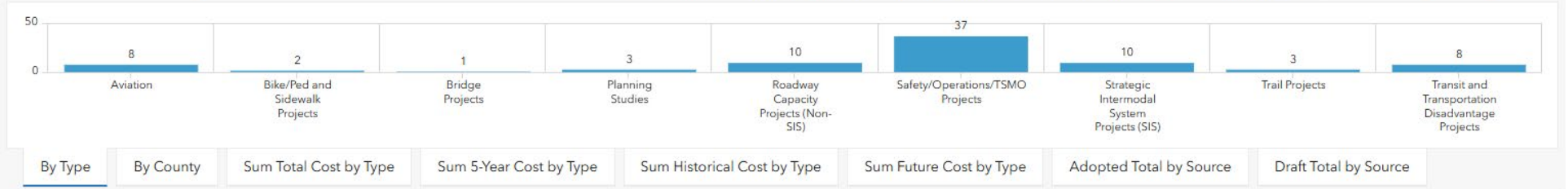
- Aviation
- Bike/Ped and Sic Projects

Sum 5-Year Cost

\$1,433,527,332

Number of TIP Projects

82



427056-1 SR 50: Groveland Realignment


TIP & LOPP Dashboard
 Lake-Sumter MPO

Select by Type: All Types |
 Select by County: All Counties |
 Select by Responsible Agency: All Agencies |
 Select by SIS: All Projects |
 Select for Federal Funding: All Funding |
 Toggle between: **Adopted** | Draft

TIP Project List

Q 42705 X

427056-1 - SR 50/SR 33
 Draft - Lake County
 Strategic Intermodal System Projects (SIS)
 Fund Codes: ACNP, ACSA, ART, ARTW, BNIR, DDR, DIH, DIOH, DS, DSBW, GFNP, LF, LFR, NHPP, SA, SL

427056-2 - SR 50/SR 33
 Draft - Lake County
 Safety/Operations/TSMO Projects
 Fund Codes: DDR, DIOH

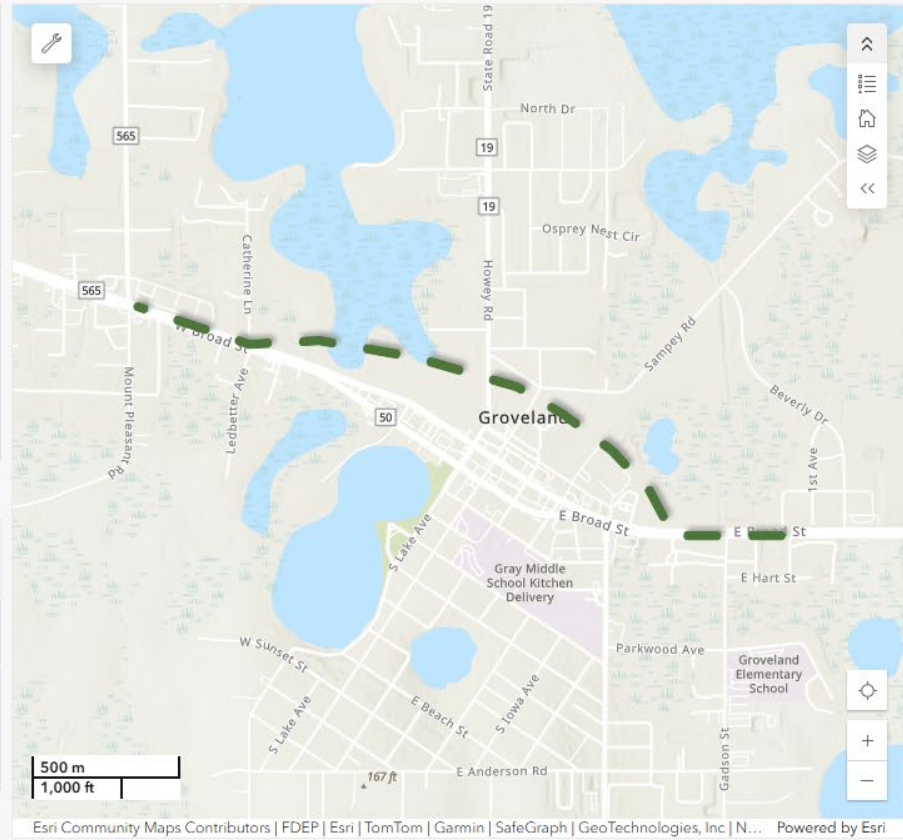
L RTP NUMBER	Pg. 53
ADOPTION DATE	
AMENDED	
AMENDMENT DATE	
AMENDMENT NUMBER	
LOPP	Fully Funded
CMP	No
HISTORIC COST (\$)	106,970,791
5 YEAR TOTAL (\$)	19,442,816
FUTURE COST (\$)	0
TOTAL COST (\$)	126,413,607
GOOGLE MAPS	View
CYCLE	2027-2031

TIP | LOPP

Draft Cost Records

◀ 1 of 37 ▶

FPN	427056-1
FM NUMBER	4270561
PHASE	COX
PHASE GROUP	CONSTRUCTION - IND SUPP
FUND SOURCE	State 100%



Legend

TIP

Adopted (FY 2026 - 2030)

- Aviation
- Bike/Ped and Sidewalk Projects
- Bridge Projects
- Planning Studies
- Roadway Capacity (Non-SIS)
- Safety/Operations/Projects
- Strategic Intermodal System Projects (SIS)
- Trail Projects
- Transit and Transp Disadvantaged Pro
- Other

Draft (FY 2027 - 2031)

- Aviation
- Bike/Ped and Sidewalk Projects

Sum 5-Year Cost

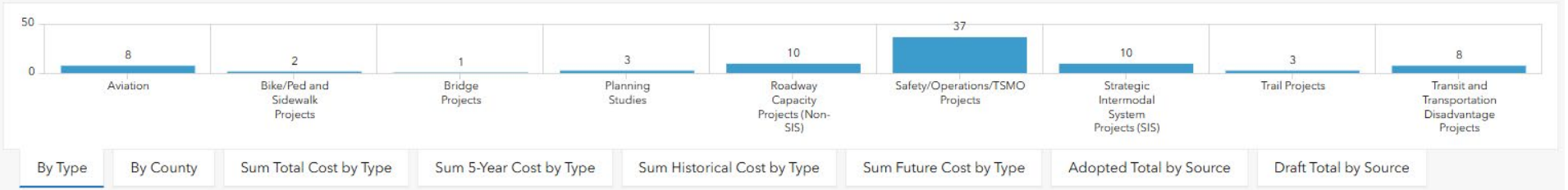
\$1,433,527,332

Total | 5-Year

Number of TIP Projects

82

TIP | LOPP



454198-1 SR 50: Downtown Clermont

TIP & LOPP Dashboard Lake-Sumter MPO
 Select by Type All Types
 Select by County All Counties
 Select by Responsible Agency All Agencies
 Select by SIS All Projects
 Select for Federal Funding All Funding
 Toggle between Adopted Draft

TIP Project List

Q 454198 X

454198-1 - SR 50
 Draft - Lake County
 Safety/Operations/TSMO Projects
 Fund Codes: ACNR, ACSA, DDR, DIH, DIOH

TIP LOPP

L RTP NUMBER	Pg. 40
ADOPTION DATE	
AMENDED	
AMENDMENT DATE	
AMENDMENT NUMBER	
LOPP	-
CMP	No
HISTORIC COST (\$)	7,385
5 YEAR TOTAL (\$)	13,681,162
FUTURE COST (\$)	0
TOTAL COST (\$)	13,688,547
GOOGLE MAPS	View
CYCLE	2027-2031

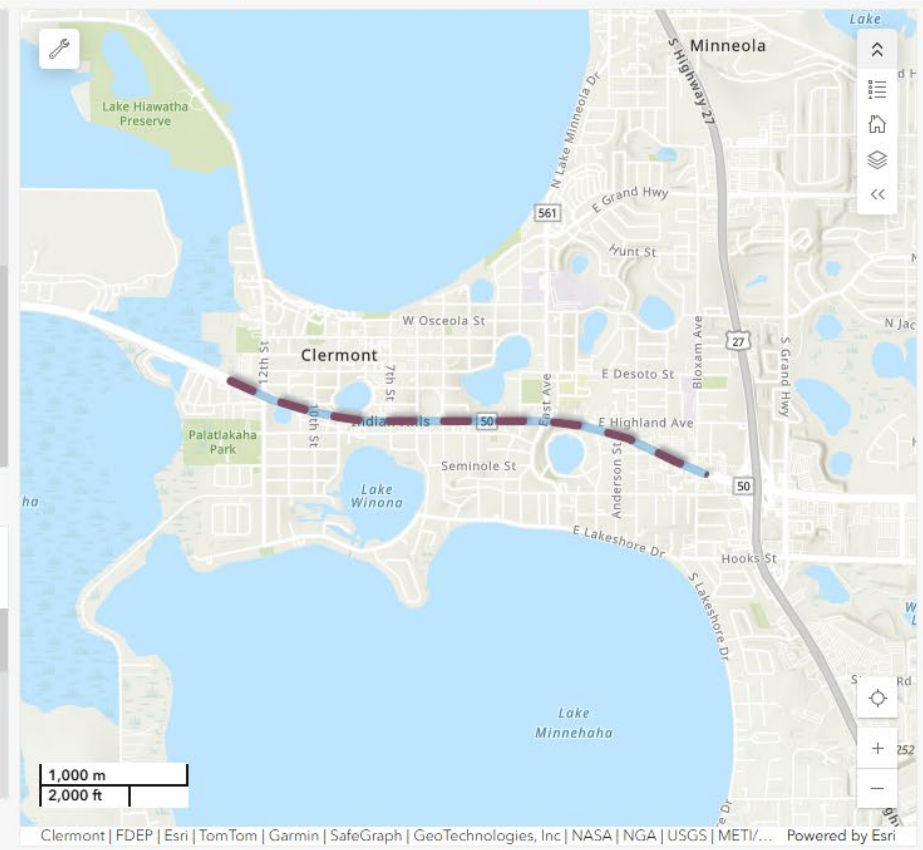
TIP LOPP

Draft Cost Records

1 of 9

FPN	454198-1
FM NUMBER	4541981
PHASE	COX
PHASE GROUP	CONSTRUCTION - IND SUPP
FUND SOURCE	State 100%

Adopted Draft



Legend

TIP

Adopted (FY 2026 - 2030)

- Aviation
- Bike/Ped and Sidewalk Projects
- Bridge Projects
- Planning Studies
- Roadway Capacity (Non-SIS)
- Safety/Operations/Projects
- Strategic Intermodal System Projects (SIS)
- Trail Projects
- Transit and Transportation Disadvantaged Projects
- Other

Draft (FY 2027 - 2031)

- Aviation
- Bike/Ped and Sidewalk Projects

Sum 5-Year Cost

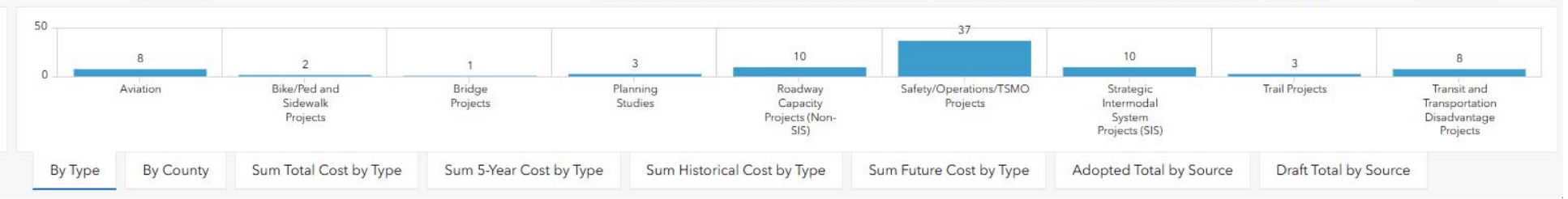
\$1,433,527,332

Total 5-Year

Number of TIP Projects

82

TIP LOPP



Funding by Sources - FY 2027 – 2031 TIP

Funding Source	2027	2028	2029	2030	2031	Total	Adopted TIP - Change*
Federal	\$43,168,015	\$10,666,121	\$40,222,075	\$1,070,188	\$1,070,188	\$96,196,587	\$(126,875,793)
Local	\$39,334,811	\$4,241,575	\$4,765,248	\$1,502,095	\$1,566,058	\$51,409,787	\$(23,704,296)
State 100%	\$223,434,140	\$57,458,451	\$30,702,061	\$20,178,432	\$7,139,521	\$338,912,605	\$(28,682,973)
Toll/Turnpike	\$59,283,807	\$312,796,108	\$279,903,616	\$10,453,328	\$284,571,494	\$947,008,353	\$179,307,349
TOTAL	\$365,220,773	\$385,162,255	\$355,593,000	\$33,204,043	\$294,347,261	\$1,433,527,332	\$(44,520,809)

*Values are compared to the latest amended version of the FY 2026 – 2030 TIP

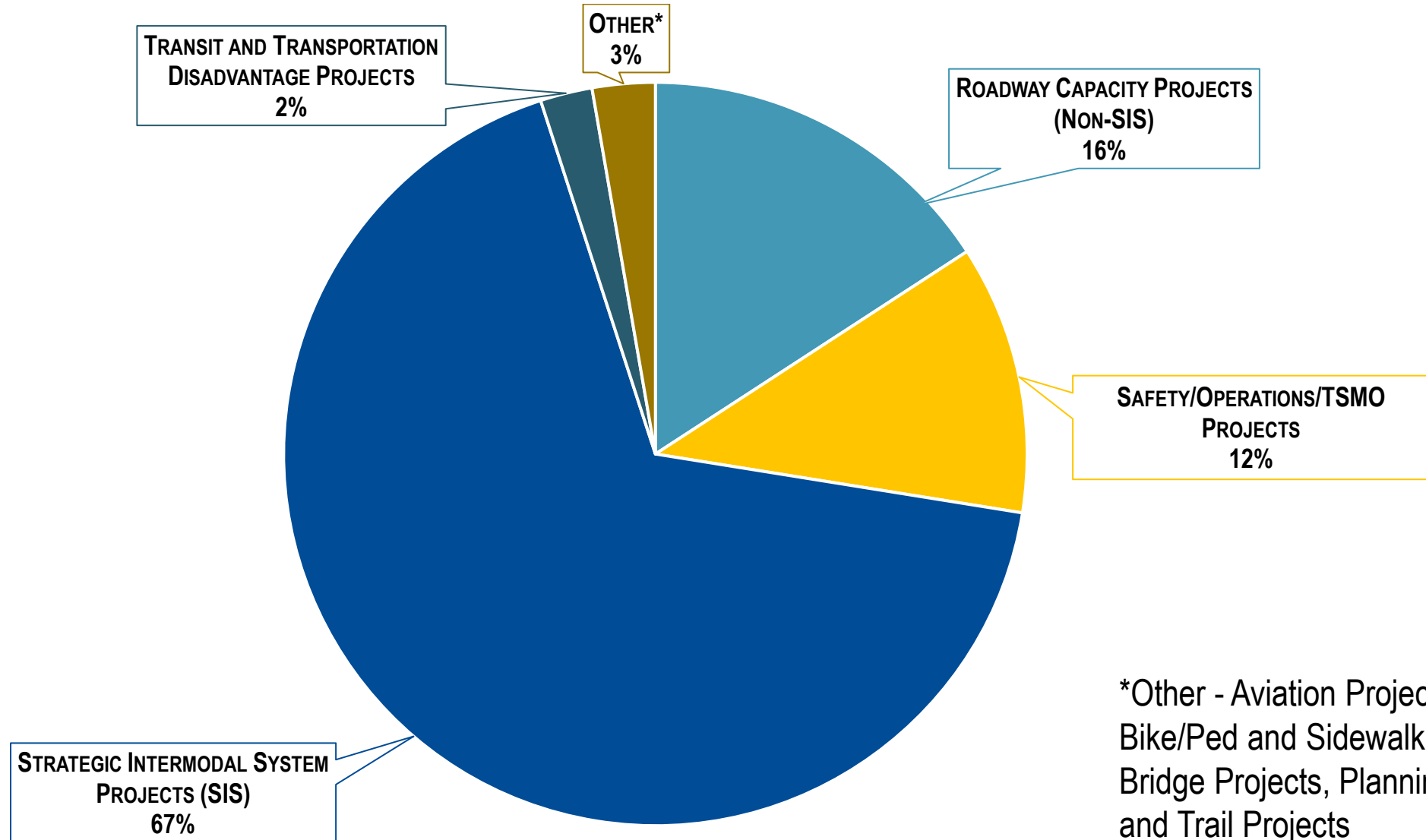
Note: Bond funding has been removed from this table because there is currently no funding through Bonds.

Funding by Project Category - FY 2027 – 2031

Project Category	2027	2028	2029	2030	2031	Total	Adopted TIP - Change*
Aviation Projects	\$764,700	\$1,215,582	\$2,039,200	\$1,988,710	\$2,039,200	\$ 8,047,392	\$(2,418,388)
Bike/Ped and Sidewalk Projects	\$1,299,730	\$812,586	\$0	\$0	\$0	\$ 2,112,316	\$(95,528)
Bridge Projects	\$1,454,445	\$0	\$0	\$0	\$0	\$ 1,454,445	\$421,206
Planning Studies	\$1,222,797	\$1,222,797	\$1,222,797	\$1,222,797	\$1,222,797	\$ 6,113,985	\$1,259,945
Roadway Capacity Projects (Non-SIS)	\$217,854,449	\$2,758,334	\$6,000,491	\$241,777	\$0	\$ 226,855,051	\$(17,473,477)
Safety/Operations/TSMO Projects	\$44,470,335	\$53,516,765	\$61,490,587	\$4,213,045	\$4,153,086	\$ 167,843,818	\$(69,241,091)
Strategic Intermodal Systems Projects (SIS)	\$75,979,695	\$313,592,819	\$282,614,755	\$10,453,328	\$284,571,494	\$ 967,212,091	\$101,530,582
Trail Projects	\$7,857,217	\$805,678	\$0	\$12,792,460	\$0	\$ 21,455,355	\$(8,167,851)
Transit and Transportation Disadvantaged Projects	\$14,317,405	\$11,237,694	\$2,225,170	\$2,291,926	\$2,360,684	\$ 32,432,879	\$(50,336,207)
TOTAL	\$365,220,773	\$385,162,255	\$355,593,000	\$33,204,043	\$294,347,261	\$1,433,527,332	\$(44,520,809)

*Values are compared to the latest amended version of the FY 2026 – 2030 TIP


Funding by Project Category (Percentages) FY 2027 - 2031



*Other - Aviation Projects, Bike/Ped and Sidewalk Projects, Bridge Projects, Planning Studies, and Trail Projects

Next Steps

- Draft FY 2027 – 2031 TIP Report currently online for review:
[Transportation Improvement Program | Lake Sumter MPO](#)



- FDOT Roll Forward Amendment anticipated July 2026
 - This is a funded list of transportation projects intended for incorporation in the FDOT Work Program that do not make it to the initial list by the adoption deadline of July 1st. These projects automatically “roll forward” in the Work Program, and the LSMPO TIP should be amended to match.
 - More information for the Roll Forward Amendment can be found at: [MPO Roll Forward](#)



Questions?

