



# Lake-Sumter MPO Community Advisory Committee Agenda

Date | Time: June 10, 2026 | 3 PM

Lake-Sumter MPO - Community Advisory Committee (CAC) Meeting - June 2026  
Jun 10, 2026, 3:00 – 5:00 PM (America/New York)

Please join my meeting from your computer, tablet or smartphone.  
<https://meet.goto.com/847147165>

You can also dial in using your phone.  
Access Code: 847-147-165  
United States (Toll Free): **1 877 309 2073**  
United States: **+1 (646) 749-3129**

Get the app now and be ready when your first meeting starts:  
<https://meet.goto.com/install>

---

## I. OPENING

- A. Call to Order
- B. Proper Noticing
- C. Determination of Quorum
- D. Motion to allow member virtual voting if requested.
- E. Proposed revisions to today's Agenda

---

## II. COMMENTS FROM THE GENERAL PUBLIC ON ANY AGENDA ITEMS

At this point in the meeting, the Committee will hear questions, comments, and concerns from the citizens. If the issue raised is not on today's Agenda, action will not be taken by the Committee at this meeting. Questions may be answered by staff or referred to as appropriate staff action. If further action is necessary, the item may be placed on a future Committee agenda. Public comment shall be limited to three minutes per person.

---

## III. ACTION ITEMS

- A. Approval of **April 8, 2026, CAC Meeting Minutes**
- B. **Transportation Improvement Program (TIP) Fiscal Years 2027-2031**  
**Approval of Resolution 2026-6 Adopting the FY 2027-2031 Transportation Improvement Program.** The five-year Transportation Improvement Program document is based on several funding sources, including the FDOT Tentative Work Program and the Florida

Turnpike Enterprise Work Program. The DRAFT TIP for FY 2027-2031 will be presented for adoption at the MPO Governing Board Meeting on June 17, 2026.

Staff recommends approval of Resolution 2026-6 Adopting the FY 2027-2031 TIP.

Attachments:

[FY2027-2031 DRAFT TIP](#)

[TIP Presentation](#)

[TIP Dashboard](#)

[TIP Dashboard Video](#)

### C. 2026 List of Priority Projects

**Approval of Resolution 2026-7 Adopting the 2026 List of Priority Projects.** The List of Priority Projects (LOPP) is a document that all Metropolitan Planning Organizations (MPOs) are required to develop annually. The LOPP represents the unfunded transportation improvements that were not programmed for the following five-year period, in order of priority. The Florida Department of Transportation (FDOT) uses each MPO's LOPP to aid in their decisions as to which projects should be added to their Work Program each year. The Lake~Sumter MPO approves its LOPP annually. The LOPP represents those projects that have not yet been programmed but are considered high priorities by the MPO.

Staff recommend approval of Resolution 2026-7 Adopting the 2026 LOPP.

Attachments:

[2026 DRAFT LOPP](#)

[2026 LOPP Dashboard](#)

### D. Lake~Sumter MPO Vision Zero Safety Action Plan (VZAP)

**Approval of Resolution 2026-8 Adopting the Lake~Sumter MPO Vision Zero Safety Action Plan (VZAP).** The Vision Zero Safety Action Plan identifies the region's high risk network, corridors, and intersections, and outlines targeted safety strategies aligned with FHWA best practices.

The University of Central Florida was awarded a \$689,992 grant from USDOT Safe Streets for All (SS4A) program to work in coordination with the Lake-Sumter MPO to create the Lake-Sumter Vision Zero Action Plan. This plan emphasizes data-driven methods to identify high-risk locations and identify targeted interventions to reduce all killed and serious injury crashes to zero in the Lake-Sumter region.

Over the past decade, Lake and Sumter Counties have experienced 73,555 crashes resulting in an estimated \$14.5 billion in economic losses, with 77% of those costs tied to 4,539 fatal and serious injury crashes. The guiding vision of the plan emphasizes collaborative action to prevent fatal and serious injury crashes and to create safer, more livable communities throughout the region.

Staff recommends approval of Resolution 2026-8 Adopting the Lake~Sumter MPO VZAP

Attachments:

[Vision Zero Safety Action Plan – Executive Summary](#)

[Vision Zero Safety Action Plan Report](#)

**Vision Zero Safety Action Plan Dashboard**  
**Vision Zero Safety Action Presentation**

---

**IV. DISCUSSION ITEMS**

- A. 2026 Congestion Management Process (CMP) Update – 2026 CMP Dashboard Presentation** The Congestion Management Process (CMP) is a federally required, performance-based, regionally agreed process that identifies congestion problems, evaluates multimodal strategies (often lower cost or quicker than adding lanes), and feeds prioritized solutions into the MPO’s short- and long-range plans. At the June 10th meeting, MPO staff and project consultants will present the 2026 CMP update and demonstrate the new CMP Dashboard.

Attachments:

[Congestion Management Process Webpage](#)

---

**V. PRESENTATIONS, STATUS REPORTS**

- A. [FDOT Report](#) – Chuck Koppernolle
- B. [FTE Report](#) – Loren Hughes
- C. [Lake Transit Report](#) info only
- D. [Sumter Transit Report](#) info only
- E. County, City Updates, Committee Comments
- F. MPO Studies- [SR 50 Multimodal Operations Improvements Study](#) – info only

---

**VI. ADJOURNMENT NEXT MEETING: OCTOBER 14, 2026 @ 3 PM**

Pursuant to the provisions of Chapter 286, Florida Statutes, Section 286.0105, if any person decides to appeal any decision made by the above named board with respect to any matter considered at the meeting, he or she may need to ensure that a verbatim record of the proceedings is made, which record includes the testimony and evidence upon which the appeal is to be based. All interested citizens are welcome to attend. PERSON with disabilities needing assistance to participate in any of the proceedings should contact (352) 315- 0170, 48 hours in advance of the meeting.

**Minutes**  
**Lake~Sumter Metropolitan Planning Organization**  
**Technical Advisory Committee (TAC) Meeting**

**Wednesday, April 8, 2026**  
**Regular Meeting, 1:30 p.m.**

**1300 Citizens Blvd., Suite 175**  
**Leesburg, Florida 34748**  
**Phone (352) 315-0170**

**I. OPENING**

Melanie Strickland called the meeting to order at 1:32 p.m. and confirmed the meeting was properly noticed and a quorum was present. (5 voting members in person, 4 online).

**Members Present**

Jeff Earhart	Lake County
Melving Isaac	Lake County
Deborah Snyder	Sumter County
Jill Brown	Lake County/Transit
Joshua Smith	Lake County/Transit
Michael Fitzgerald	Lake County Development Services
Rebecca Higgins	Town of Lady Lake
Cliff Kelsey	City of Leesburg
Michele Janiszewski	City of Mount Dora
Melanie Strickland	City of Wildwood

**Members Absent**

Helen LaValley	Lake County Schools
Stephen Cross	Town of Astatula
Mike Eastburn	City of Bushnell
Jim Maiworm	City of Clermont
Rick Gierok	City of Eustis
Rob Dicus	City of Fruitland Park
T.J. FIsh	City of Groveland
Max Spann	City of Mascotte
Joyce Heffington	City of Minneola
Antonio Fabre	City of Tavares
Aaron Mercer	City of Umatilla

**Staff Present**

Michael Woods	Executive Director
Doris LeMay	Financial Coordinator

*Motion was made by Deborah Snyder to allow virtual voting, seconded by Cliff Kelsey – **motion passed 5-0.***

## **I. COMMENTS FROM THE GENERAL PUBLIC ON ANY AGENDA ITEMS**

Donna Bosold Fruitland Park- Commented on review and recommendations on the Draft UPWP, and its relevance to Vision Zero goals.

## **II. CONSENT AGENDA**

- A.** Approval of February 11, 2026, TAC Meeting Minutes
- B.** Lake~Sumter MPO DRAFT Unified Panning Work Program (UPWP) FY 2027-2028

Motion was made by Cliff Kelsey to approve consent agenda, seconded by Deborah Snyder  
**-motion passed 9-0.**

## **III. DISCUSSION ITEMS**

- A. Lake~Sumter MPO DRAFT Vision Zero Safety Action Plan (VZAP) – Christine Fanchi, WSP presented update to the committee.
- B. Lake~Sumter MPO DRAFT 2026 List of Priority Projects (LOPP) – Closing the Call for projects for 2026 – Melissa Porcaro HDR
- C. Lake~Sumter MPO Transportation Improvement Program (TIP) Dashboard and TIP Dashboard Video, TIP Dashboard Flyer – Melissa Porcaro HDR

## **IV. PRESENTATIONS, STATUS REPORTS**

- A. FDOT Report – Chuck Koppernolle
- B. FTE Report – Loren Hughes
- C. Transit Reports – Jill Brown, Lake County Transit
- D. Transit Reports – Deborah Snyder, Sumter County
- E. County City Updates, Committee Member Comments – Cliff Kelsey thanked Michael Woods for his attendance at the City of Leesburg meeting.

**VI. ADJOURNMENT** There being no further business, meeting adjourned at 2:32 p.m.

---

Melanie Strickland, Chair

**Minutes**  
**Lake~Sumter Metropolitan Planning Organization**  
**Community Advisory Committee (CAC) Meeting**

**Wednesday, April 8, 2026**  
**Regular Meeting, 3:00 p.m.**

**1300 Citizens Blvd, Suite 175**  
**Leesburg, Florida 34748**  
**Phone (352) 315-0170 – Fax (352) 315-0993**

**I. OPENING**

Martin Proctor called the meeting to order at 3:03. Confirmation was made of the meeting being properly noticed, and a quorum was present. (6 members are present 1 online). Motion was made by Mario Nappa to allow online voting, seconded by Richard Masso-  
**Motion passed 6-0.**

**Members Present**

Egor Emery	Lake County
Mario Nappa	Lake County
Martin Proctor	Lake County
Douglas Faivre	Groveland
Richard Masso	Lady Lake
Bill Leach	City of Leesburg
Mason Allen	City of Mount Dora

**Members Absent**

Jarrold Shoemaker	Lake County
Tim Barrett	Lake County
Fernando Perez III	Lake County
Matthew Friedland	Sumter County
Nicolas Hemes	Sumter County
Vincent Niemiec	City of Clermont
Meghan Desoto	City of Mascotte
Joe Wynkoop	Multimodal Town of Montverde
T.J. Fish	City of Tavares

**Staff Present**

Michael Woods	Executive Director
Doris LeMay	Financial Coordinator

- I. COMMENTS FROM THE GENERAL PUBLIC ON ANY AGENDA ITEMS** – Donna Bosold  
Fruitland Park – Commented on review and recommendations on the DRAFT UPWP, and its relevance to vision Zero goals.

**II. CONSENT ITEMS**

- A. Approval of November 12, 2025, and February 11, 2026, Meeting Minutes
- B. Lake~Sumter MPO DRAFT Unified Planning Work Program (UPWP) FY 2027-2028

*Chair asked if any items on Consent Agenda needed to be pulled. No one requested pulling. Chair noted Consent Agenda approved as presented.*

**III. DISCUSSION ITEMS**

- A. Lake~Sumter MPO DRAFT Vision Zero Safety Action Plan – Dr. M (VZAP)  
Christine Fanchi, WSP updated the committee.
- B. Lake~Sumter MPO Vision Zero Safety Action Plan Presentation – Melissa Porcaro HDR
- C. Lake~Sumter MPO Transportation Improvement Program (TIP) Dashboard and TIP Dashboard Video, TIP Dashboard Flyer – Melissa Porcaro HDR

**IV. PRESENTATIONS, STATUS REPORTS**

- A. FDOT Report – Chuck Koppernolle
- B. FTE – Loren Hughes
- C. Transit Report – Jill Brown, Lake County Transit
- D. Transit Report- Deborah Snyder, Sumter County
- E. County, City Updates, Committee Comments – Mario Nappa reported that Michael Woods presented at the City of Leesburg.

- V. ADJOURNMENT** –There being no further business, Meeting adjourned at 4:24 PM.

---

Martin Proctor, Chair



## Florida Department of Transportation

RON DESANTIS  
GOVERNOR

719 S. Woodland Boulevard  
DeLand, Florida 32720-6834

JARED W. PERDUE, P.E.  
SECRETARY

### Lake/Sumter County Project Status Update as of May 31, 2026

The following is a brief status update on major FDOT road construction projects in Lake and Sumter counties. The next cutoff date is June 30. Information is also available on [www.cflroads.com](http://www.cflroads.com). For questions, please contact Jonathan Scarfe at 386-943-5791 or via email at [D5-MPOLiaisons@dot.state.fl.us](mailto:D5-MPOLiaisons@dot.state.fl.us).

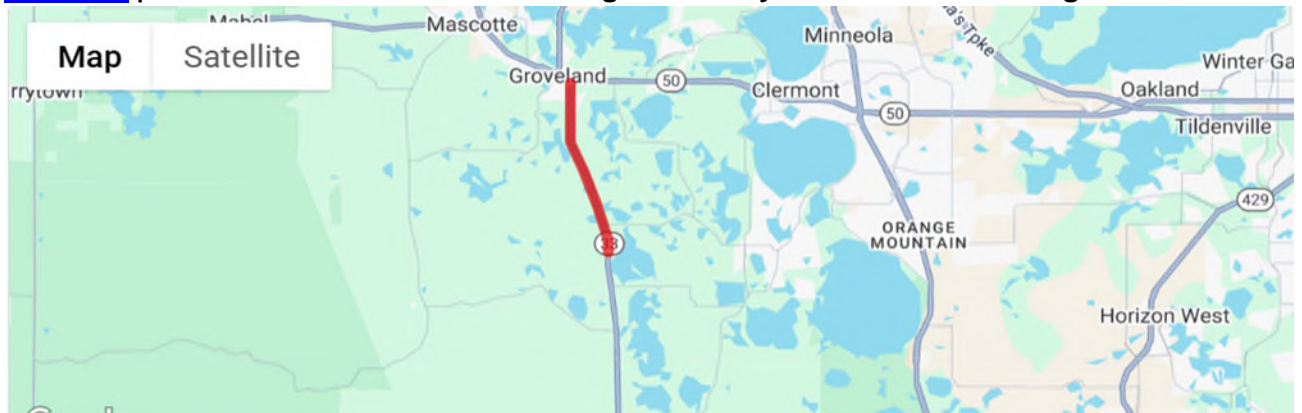
## LAKE COUNTY

### NEW PROJECTS:

- None to report.

### CURRENT PROJECTS:

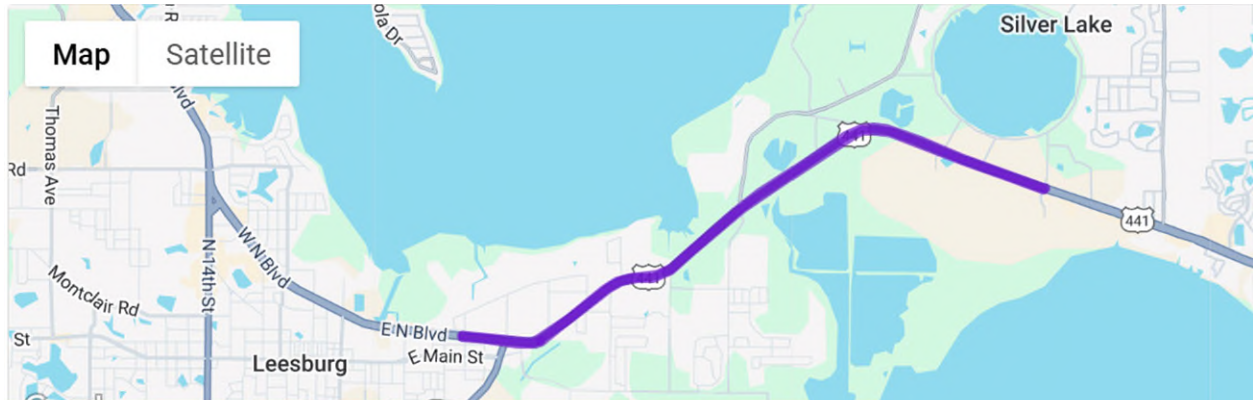
#### [445685-1](#) | S.R. 33/C.R. 33 from south of Edgewood Boys Ranch Road to Wright Street



- Contract: T5819
- Contractor: Ranger Construction Industries Inc.
- Start Date: October 2025
- Estimated Completion: Summer 2026
- Construction Cost: \$8.4 million
- **Description:** The Florida Department of Transportation (FDOT) is implementing safety and operational improvements along State Road (S.R.) 33 from south of Edgewood Boys Ranch Road to Wright Street. Safety improvements include widening the existing paved shoulders through the curves near Edgewood Boys Ranch Road and Groveland Airport Road. FDOT will also create a new southbound left-turn lane to Pine Island Road (County Road (C.R.) 565B). Another new

southbound S.R. 33 left-turn lane at Groveland Airport Road will also be constructed. In addition, a new sidewalk will be built along northbound S.R. 33 between Domenico Court and Parkwood Road.  
**Update:** The contractor is currently working on punch list items, including pull box installation and light pole bases.

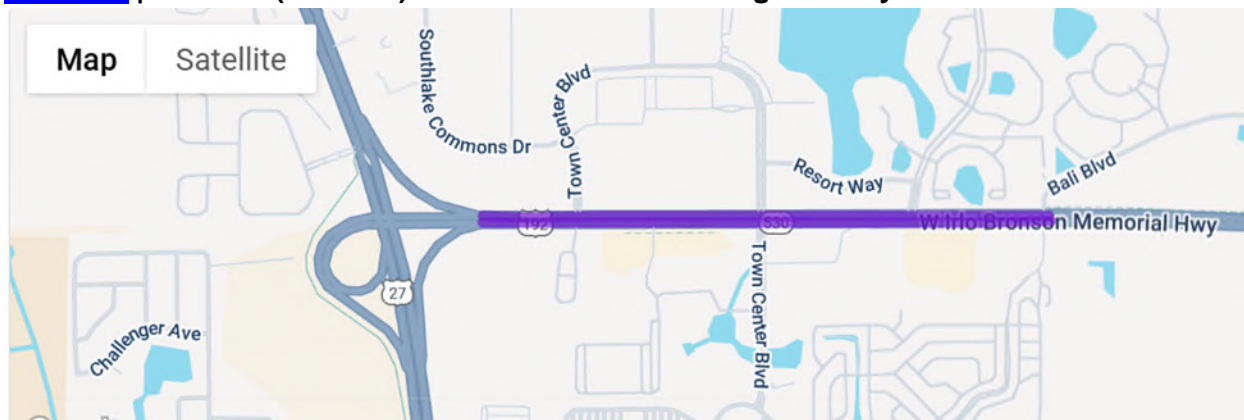
#### [448735-1](#) | U.S. 441 from Mills Street to College Drive



- Contract: T5852
- Contractor: Southland Construction Inc.
- Start Date: October 2025
- Estimated Completion: Summer 2026
- Construction Cost: \$14.4 million
- **Description:** This project intends to mill and resurface U.S. 441 (State Road (S.R.) 500) from Mills Street to College Drive to maintain the asphalt surface. The project also plans to upgrade traffic signals, fill in some sidewalk gaps from Mills Street to S.R. 44 and extend the dual left-turn lanes at the intersection of U.S. 441 and S.R. 44. Another safety enhancement is to close the existing directional median at Nichols Drive and modify the median at North Lake Avenue. A dedicated right-turn lane at the RaceTrac gas station will be added.

**Update:** The contractor continues to work on guardrail, handrails, and sod installation, as well as signs and pavement markings.

#### [448764-1](#) | U.S. 192 (S.R. 530) from U.S. 27 to the Orange County line

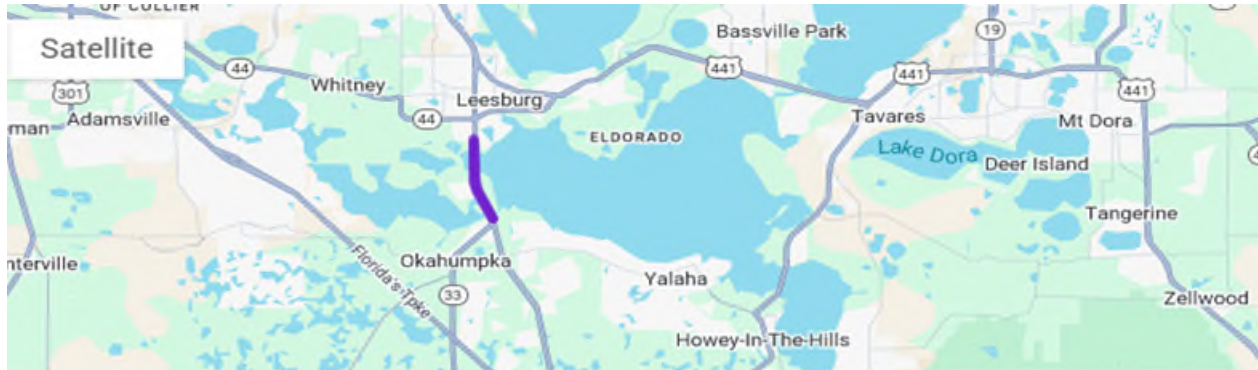


- Contract: T5855
- Contractor: Atlantic Civil Constructors Corp.
- Start Date: October 2025
- Estimated Completion: Summer 2026
- Construction Cost: \$8.4 million
- **Description:** The purpose of the project is to resurface U.S. 192 (State Road (S.R.) 530) from U.S. 27 to the Orange County line to extend the service life of the existing roadway. Additional proposed work includes adding sidewalks on both sides of the roadway where none exists and reconstructing

pedestrian curb ramps as needed to comply with current Americans with Disabilities Act (ADA) standards. Pedestrian features and traffic-signal upgrades are planned at the intersection of U.S. 192 and Town Center Boulevard (east). The project also proposes to restripe westbound U.S. 192 to create a dedicated right-turn lane onto Town Center Boulevard (west). The westbound middle lane will carry traffic to northbound U.S. 27, while the left lane will carry traffic to southbound U.S. 27.

**Update:** The contractor continues to work on sidewalk grading, widening, and other related activities. The contractor is also currently performing ditch slope balancing.

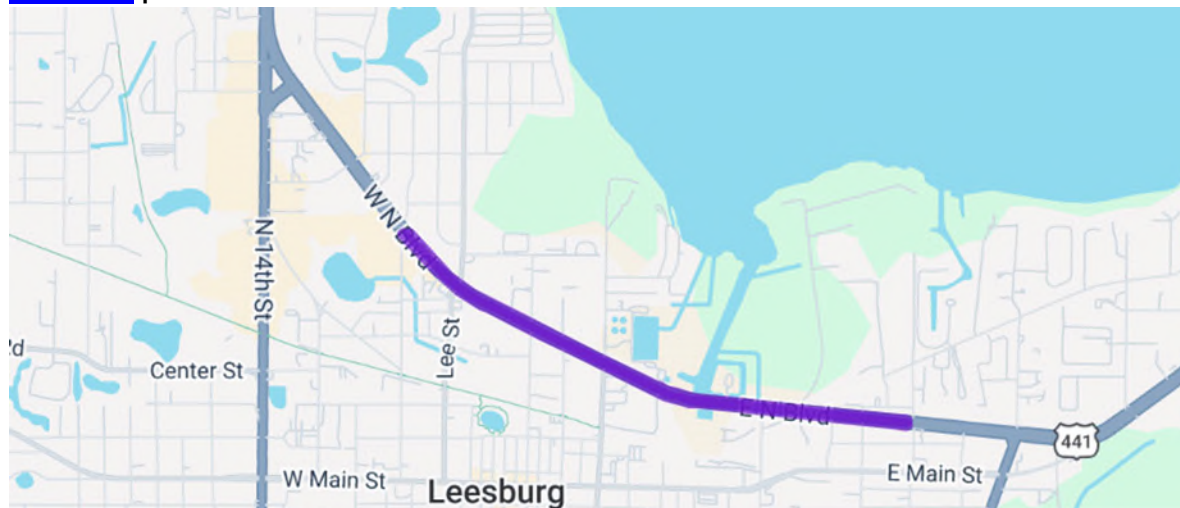
#### [448769-1](#) | U.S. 27 (S.R. 25) from C.R. 33 to Middlesex Road



- Contract: T5840
- Contractor: C.W. Roberts Contracting Inc.
- Start Date: March 15, 2025
- Estimated Completion: Spring 2026
- Construction Cost: \$6.7 million
- **Description:** Repaving U.S. 27 (State Road (S.R.) 25) from County Road (C.R.) 33 to Middlesex Road to extend the life of the existing roadway. Operational and safety enhancements include adding a southbound right-turn lane onto C.R. 25A (south) near the Lake County EMS Support facility and improving the C.R. 25A intersection by removing an obsolete portion of the Y-intersection across from Saxon Boulevard. Improvements also include drainage upgrades and the construction of a short segment of sidewalk from the Lakeside Apartments to the existing sidewalk north of CR 25A.

**Update:** All major roadwork has been completed, and the project has been partially accepted, with punch list repairs currently underway. The contractor started construction on asphalt flumes at Marlene Street and Hawthorne Boulevard on May 26.

#### [450580-1](#) | S.R. 500/U.S. 441/North Boulevard from Perkins Street to Mills Street

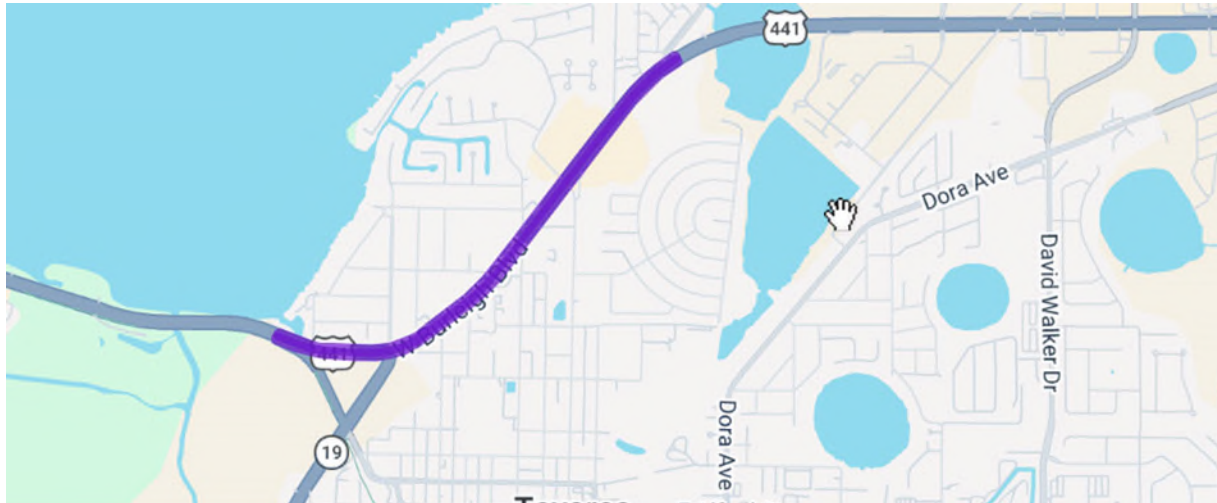


- Contract: E58F8

- Contractor: C.W. Roberts (CWR) Contracting Inc.
- Start Date: Feb. 22, 2026
- Estimated Completion: Summer 2026
- Construction Cost: \$1.8 million
- **Description:** The Florida Department of Transportation (FDOT) is implementing operational improvements on U.S. 441 (State Road (S.R.) 44/S.R. 500/East Main Street/North Boulevard) from Mills Street to College Drive in Leesburg. FDOT plans to repave U.S. 441 (North Boulevard) from Perkins Street to Mills Street. The purpose of this project is to rehabilitate the asphalt to maintain a safe and reliable roadway surface. This project will also upgrade pedestrian curb ramps as needed to comply with current Americans with Disabilities Act (ADA) standards.

**Update:** Paving operations and striping are complete, with final punch list work still pending.

**[450581-1](#) | U.S. 441 from Lakeshore Boulevard to Lake Eustis Drive**



- Contract: E58F9
- Contractor: Superior Asphalt Inc.
- Start Date: March 29, 2026
- Estimated Completion: Summer 2026
- Construction Cost: \$2.7 million
- **Description:** The Florida Department of Transportation (FDOT) plans to resurface U.S. 441 (West Burleigh Boulevard/State Road (S.R.) 500/S.R. 19) from Lakeshore Boulevard to Lake Eustis Drive in Tavares. The purpose of this project is to rehabilitate the asphalt to maintain a safe and reliable roadway surface. This project will also upgrade pedestrian curb ramps as needed to comply with current Americans with Disabilities Act (ADA) standards.

**Update:** The contractor has completed a portion of the milling, but due to an aggregate shortage, work was delayed and will resume on June 7. The contractor states that the project will still be completed on time.

**COMPLETED PROJECTS:**

None to report.

# SUMTER COUNTY

## NEW PROJECTS:

None to report.

## CURRENT PROJECTS:

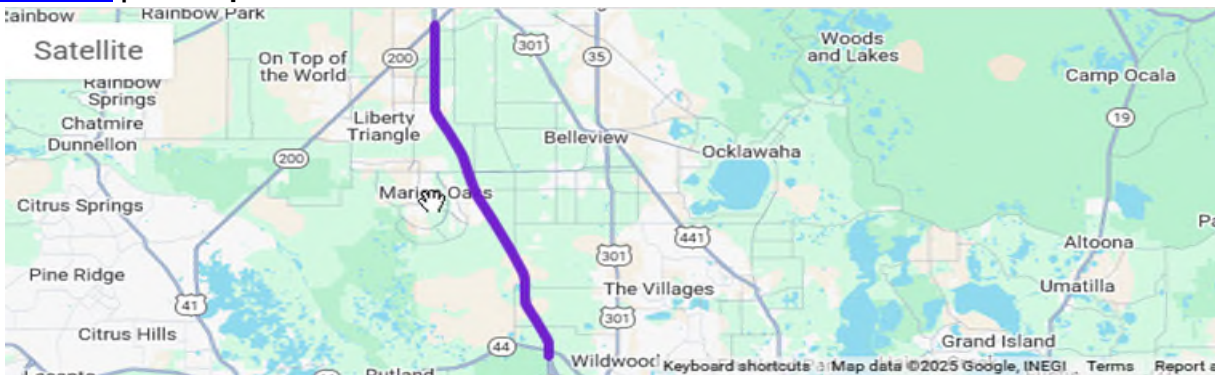
### [430132-4](#) | U.S. 301 (S.R. 35) from C.R. 525E to C.R. 468



- Contract: E55F1
- Contractor: Southland Construction Inc.
- Start Date: Sept. 2, 2025
- Estimated Completion: Fall 2027
- Construction Cost: \$39.9 million
- **Description:** The Florida Department of Transportation (FDOT) will build a new four-lane segment of U.S. 301 around the east side of the city of Coleman, just south of the Florida Turnpike. This project will realign U.S. 301 (State Road (S.R.) 35) from County Road (C.R.) 525E (Industrial Park Drive) to C.R. 468 (Warm Springs Avenue). FDOT will first make interim improvements on U.S. 301 at the Florida Turnpike interchange, commencing in late August, to reduce congestion until a Florida Turnpike widening project begins at an undetermined date. The interchange upgrade and new construction are included in the first of three projects to widen U.S. 301 from two to four lanes from the Florida Turnpike to C.R. 470. All the projects are part of the Moving Florida Forward Infrastructure Initiative ([www.fdot.gov/movingfloridaforward](http://www.fdot.gov/movingfloridaforward)), which enables FDOT to advance much-needed roadway improvements throughout the state, addressing congestion, enhancing safety, and promoting Florida's supply chain and economic growth. All three projects will expand U.S. 301 to two lanes in each direction, separated by a raised median. Safer accommodations for both bicycles and pedestrians will be included by adding a 12-foot-wide shared-use path on both sides of U.S. 301.

**Update:** The contractor has completed the first phase at U.S. 301 and the Florida Turnpike. Phase 2 is currently underway. Drainage installation, subgrade and curb installation, and pond excavation are ongoing. Subsoil excavation and pipe trunkline are also still in progress.

## 452074-2 | I-75 improvements from south of S.R. 44 to S.R. 200



- Contract: E54F4
- Contractor: Anderson Columbia Co. Inc.
- Start Date: Feb. 19, 2025
- Estimated Completion: Fall 2028
- Construction Cost: \$230 million
- **Description:** The Florida Department of Transportation (FDOT) is making improvements along Interstate 75 (I-75) from south of State Road (S.R.) 44 to S.R. 326 in Sumter and Marion counties. This first phase will focus on I-75 from S.R. 44 to S.R. 200. A second project will focus on S.R. 200 to S.R. 326 (FPID No. 452074-1). Both projects include the addition of auxiliary lanes between interchanges. Improvements to several interchanges are also proposed, including S.R. 326 and S.R. 40. The project is part of the **Moving Florida Forward Infrastructure Initiative** ([www.fdot.gov/movingfloridaforward](http://www.fdot.gov/movingfloridaforward)).

**Update:** Construction of auxiliary lanes has begun along the Sumter County stretch of this project.

## COMPLETED PROJECTS:

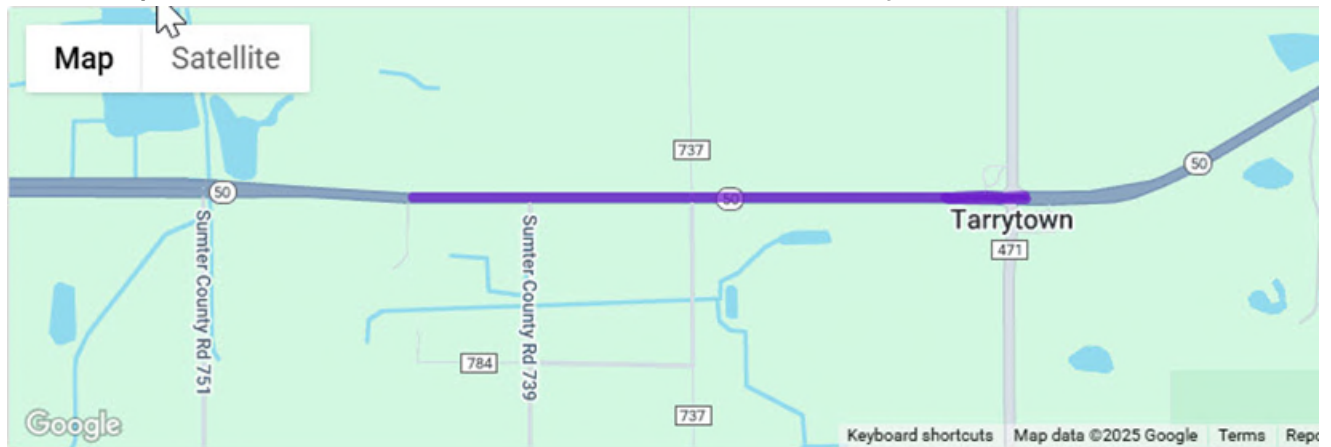
### 445295-1 | S.R. 471 from C.R. 478A to S.R. 35/U.S. 301



- Contract: T58F1
- Contractor: C.W. Roberts Contracting Inc.
- Start Date: November 2025
- Estimated Completion: Summer 2026
- Construction Cost: \$5.9 million
- **Description:** The purpose of this project is to resurface State Road (S.R.) 471 from County Road (C.R.) 478A to S.R. 35/U.S. 301 to maintain a safe and reliable traveling surface.

**Update:** This project received final acceptance on April 28.

[450772-1](#) | S.R. 50/S.R. 471 from west of C.R. 739 to east of Tarrytown Road



- Contract: E58F3
  - Contractor: Pigott Asphalt and Sitework LLC
  - Start Date: Dec. 1, 2025
  - Estimated Completion: Spring 2026
  - Construction cost: \$900,000
  - **Description:** The purpose of this project is to resurface State Road (S.R.) 50/S.R. 471 from west of County Road (C.R.) 739 to east of Tarrytown Road (S.R. 471) to maintain a safe traveling surface.
- Update:** This project received final acceptance on April 24.

# LAKE COUNTY OFFICE OF TRANSIT SERVICES

## LAKE-SUMTER MPO REPORT

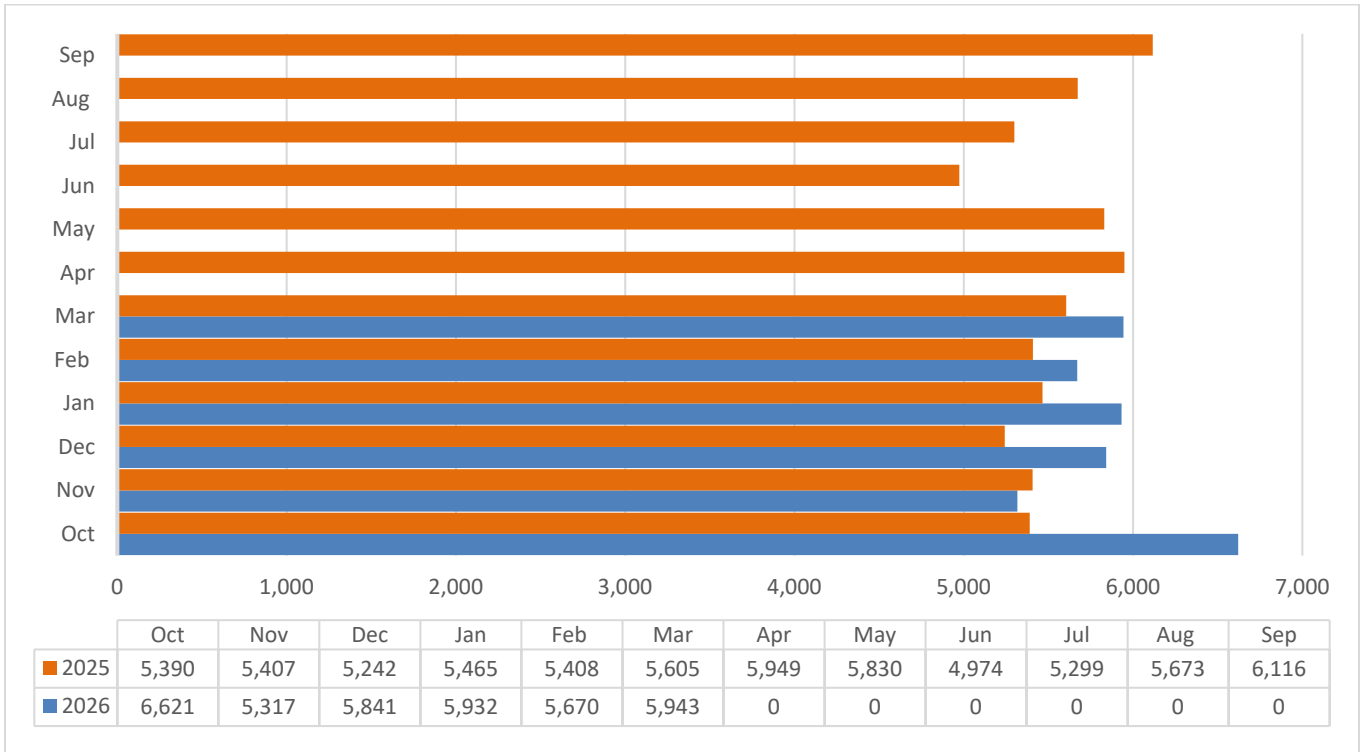
June 17, 2026



Prepared by  
Lake County Office of Transit Services  
2440 U.S. Highway 441/27  
Fruitland Park, FL 34731  
(352) 323-5733  
[www.RideLakeXpress.com](http://www.RideLakeXpress.com)



# LAKE COUNTY CONNECTION RIDERSHIP FISCAL YEAR COMPARISON

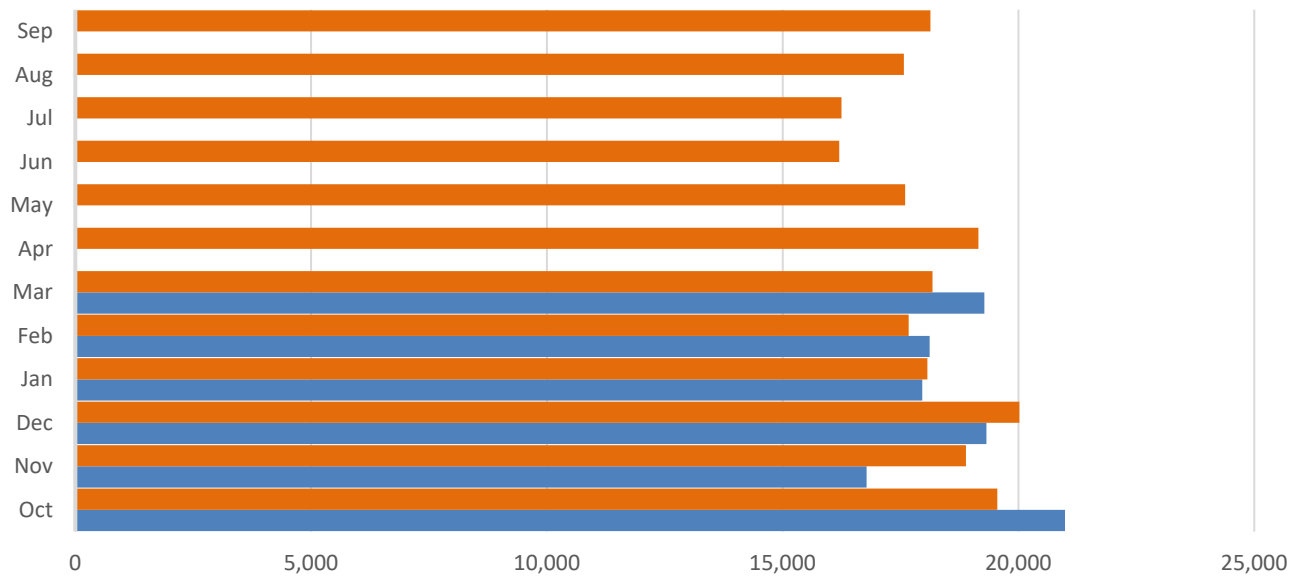



---

*Fiscal Year 2026 ridership YTD is 34,324. This is an 1.09% increase from the same period last year.*

---

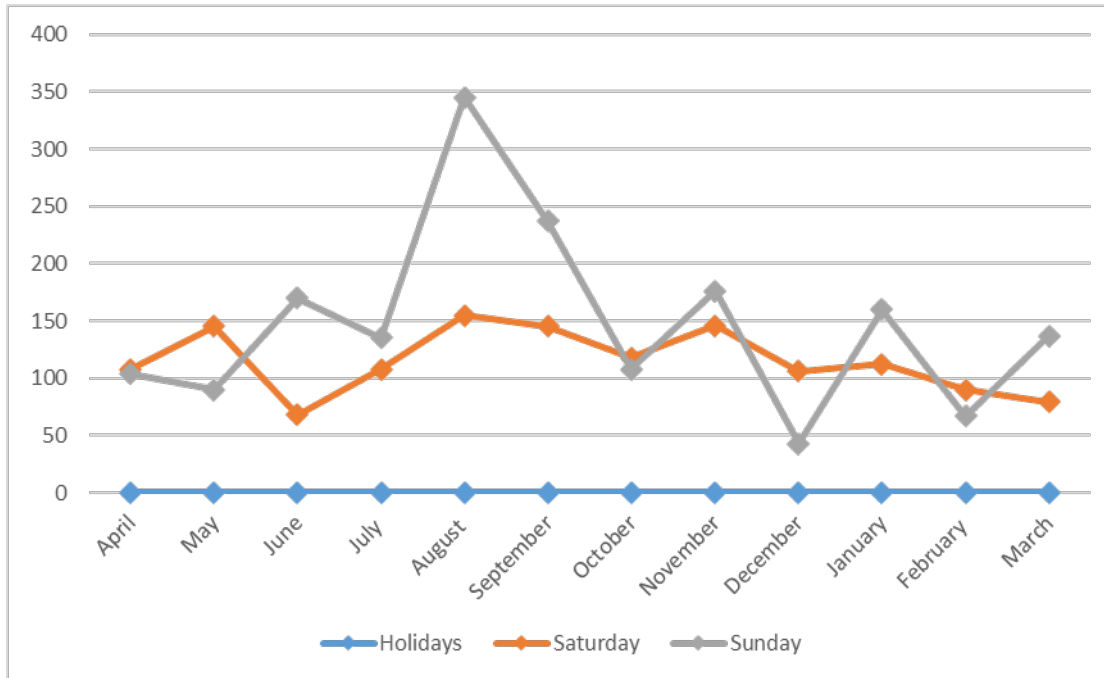
# LAKEXPRESS RIDERSHIP FISCAL YEAR COMPARISON



	Oct	Nov	Dec	Jan	Feb	Mar	Apr	May	Jun	Jul	Aug	Sep
2025	19,552	18,887	20,018	18,068	17,673	18,176	19,150	17,598	16,198	16,247	17,570	18,134
2026	20,985	16,778	19,321	17,959	18,115	19,277	0	0	0	0	0	0

Fiscal Year 2026 ridership YTD is 112,435. Overall, .05% increase from the same period last year.

### LYNX ROUTE 55 AVERAGE RIDERSHIP FOR LAKE COUNTY



\*Weekday service provided by LakeXpress.

---

*The average daily weekend ridership from April 2025 to March 2026 is 29 trips.*

---

## **VAN POOL UPDATE**

Enterprise continues to operate two vans in Lake County, while VRide utilizes one van.

# Lake County Transit Report

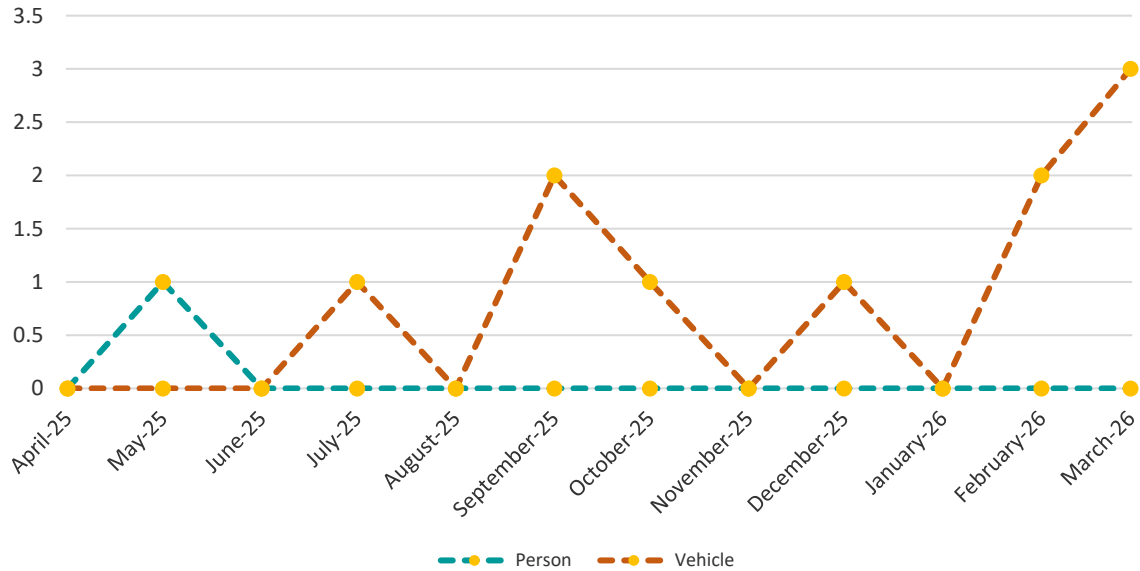
June 1, 2026

The data contained herein has been provided by Lake County Transit.

**Table 1: Lake County Connection Preventable Accidents**

Month / Year	Apr-25	May-25	Jun-25	Jul-25	Aug-25	Sep-25	Oct-25	Nov-25	Dec-25	Jan-26	Feb-26	Mar-26	Total
Person	0	1	0	0	0	0	0	0	0	0	0	0	1
Vehicle	0	0	0	1	0	2	1	0	1	0	2	3	10
Person and Vehicle	0	0	0	0	0	0	0	0	0	0	0	0	0

**Figure 1: Lake County Connection Preventable Accidents**

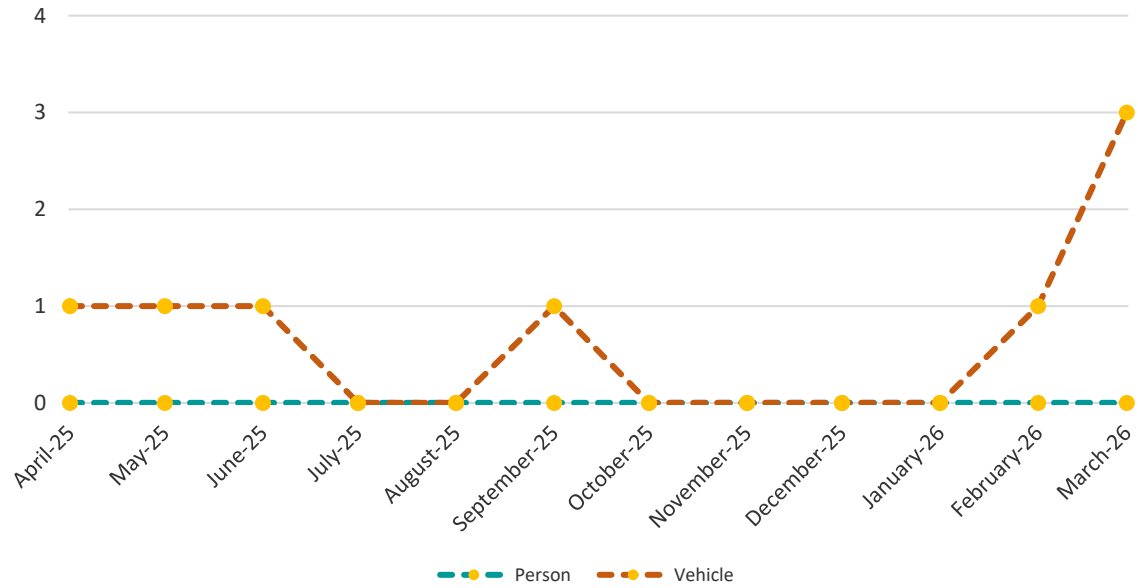


Source: 01 Accident Report 06-01-2026

**Table 2: Lake County Connection Non-Preventable Accidents**

Month / Year	Apr-25	May-25	Jun-25	Jul-25	Aug-25	Sep-25	Oct-25	Nov-25	Dec-25	Jan-26	Feb-26	Mar-26	Total
Person	0	0	0	0	0	0	0	0	0	0	0	0	0
Vehicle	1	1	1	0	0	1	0	0	0	0	1	3	8
Person and Vehicle	0	0	0	0	0	0	0	0	0	0	0	0	0

**Figure 2: Lake County Connection Non-Preventable Accidents**

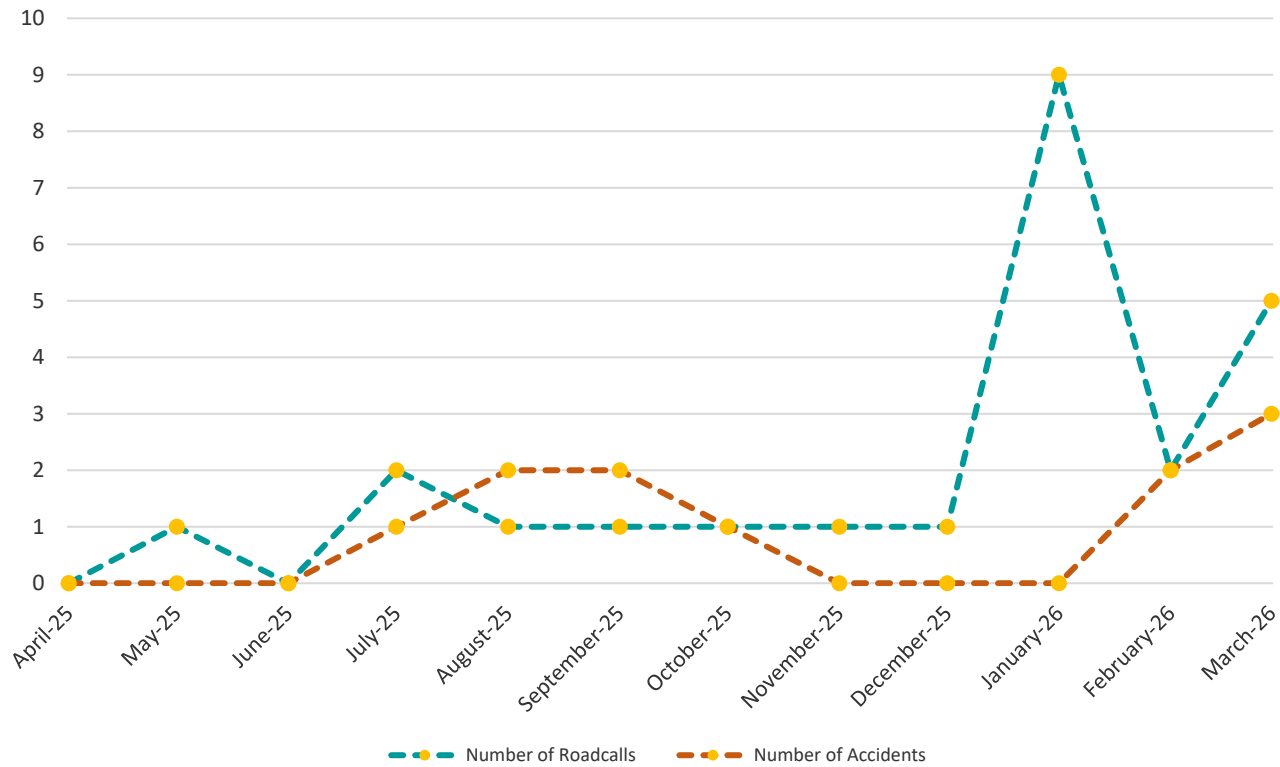


Source: 01 Accident Report 06-01-2026

**Table 3: Accidents and Roadcalls**

Month/Year	Apr-25	May-25	Jun-25	Jul-25	Aug-25	Sep-25	Oct-25	Nov-25	Dec-25	Jan-26	Feb-26	Mar-26	Total
<b>Number of Roadcalls</b>	0	1	0	2	1	1	1	1	1	9	2	5	<b>24</b>
<b>Number of Accidents</b>	0	0	0	1	2	2	1	0	0	-	2	3	<b>11</b>

**Figure 3: Accidents and Roadcalls**

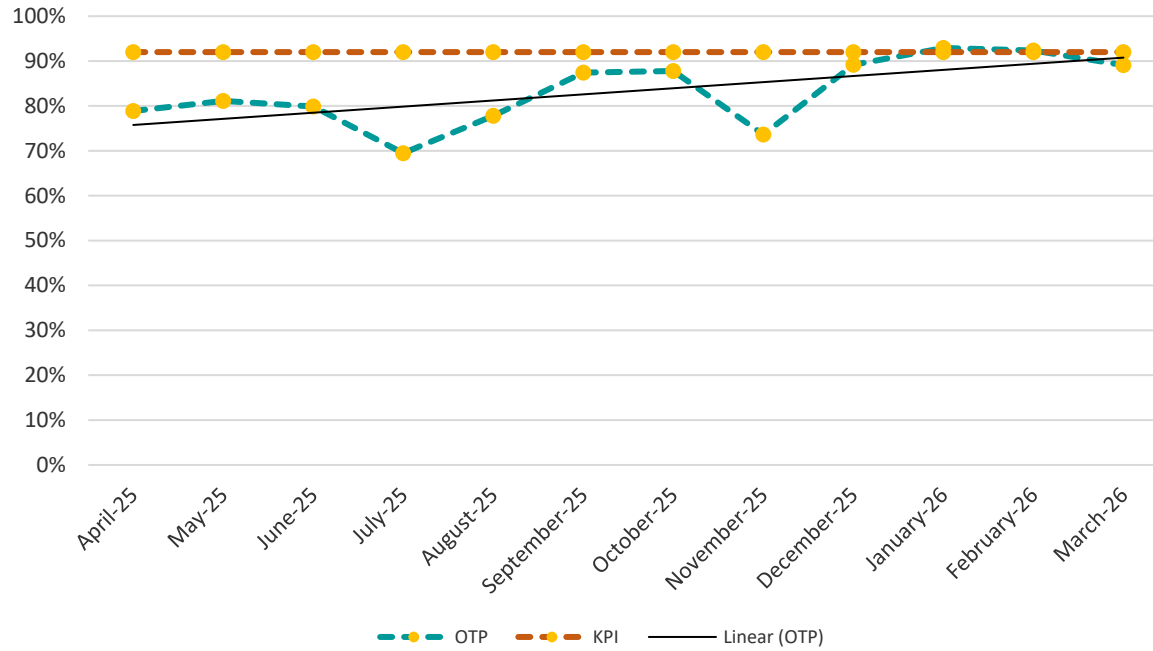


Source: 02 CTC AOR Monthly Report 06-01-2026

**Table 4: Lake County Connection On Time Performance (OTP)**

Month/Year	Apr-25	May-25	Jun-25	Jul-25	Aug-25	Sep-25	Oct-25	Nov-25	Dec-25	Jan-26	Feb-26	Mar-26	Average
<b>On Time Performance</b>	79%	81%	80%	69%	78%	87%	88%	74%	89%	93%	92%	89%	<b>83.3%</b>
<b>On Time Performance Goal</b>	92%	92%	92%	92%	92%	92%	92%	92%	92%	92%	92%	92%	<b>92%</b>

**Figure 4: Lake County Connection On Time Performance**



Source: 05 LCC OTP Report 06-01-2026

**Table 5: Lake County Transit Trips**

Month/Year	Apr-25	May-25	Jun-25	Jul-25	Aug-25	Sep-25	Oct-25	Nov-25	Dec-25	Jan-26	Feb-26	Mar-26	Total
<b>Total Reservations</b>	6,630	6,377	5,972	6,032	6,570	6,995	7,322	5,955	6,651	6,391	6,659	6,557	<b>78,111</b>
<b>Passenger Cancellations</b>	417	313	700	514	723	673	549	427	536	629	592	489	<b>6,562</b>
<b>Passenger No Shows</b>	264	234	298	210	174	207	152	211	274	109	128	125	<b>2,386</b>

**Figure 5: Lake County Transit Trips**

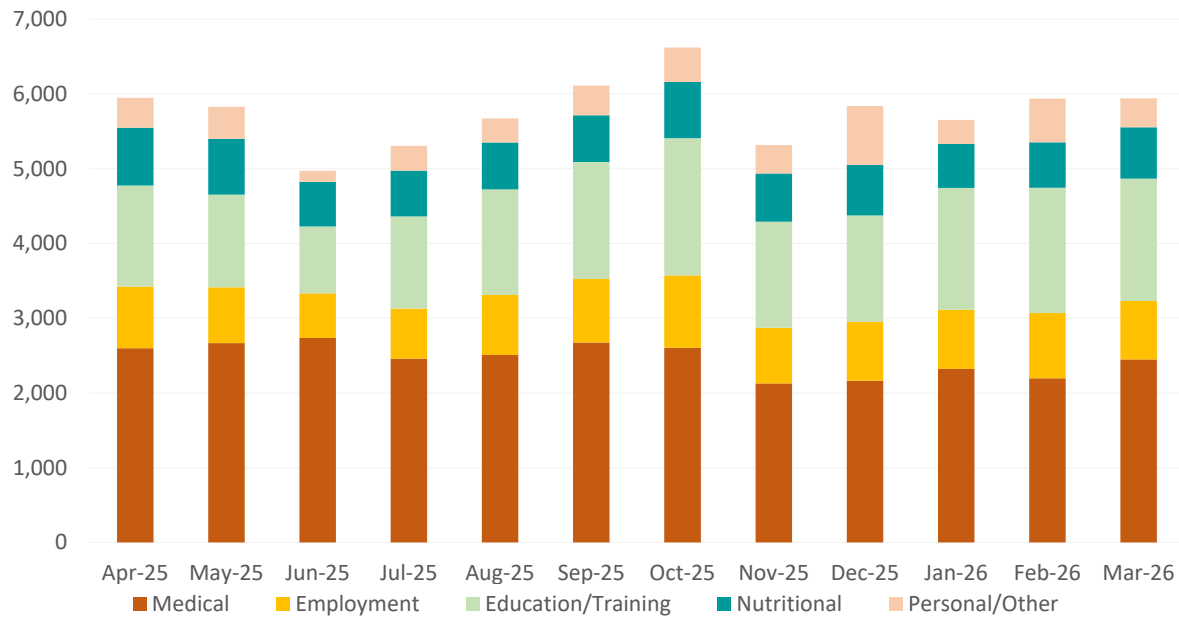


Source: 02 CTC AOR Monthly Report 06-01-2026

**Table 6: Trip Purpose**

Month/Year	Apr-25	May-25	Jun-25	Jul-25	Aug-25	Sep-25	Oct-25	Nov-25	Dec-25	Jan-26	Feb-26	Mar-26	Total
<b>Medical</b>	2,598	2,667	2,736	2,460	2,508	2,675	2,605	2,127	2,164	2,323	2,197	2,448	<b>29,508</b>
<b>Employment</b>	824	747	597	670	804	851	968	745	788	791	873	784	<b>9,442</b>
<b>Education/Training</b>	1,355	1,241	895	1,233	1,412	1,565	1,836	1,421	1,424	1,630	1,675	1,636	<b>17,323</b>
<b>Nutritional</b>	773	747	597	612	629	624	753	644	677	589	609	687	<b>7,941</b>
<b>Personal/Other</b>	399	428	149	333	320	400	459	380	788	320	585	388	<b>4,949</b>
<b>Total</b>	<b>5,949</b>	<b>5,830</b>	<b>4,974</b>	<b>5,308</b>	<b>5,673</b>	<b>6,115</b>	<b>6,621</b>	<b>5,317</b>	<b>5,841</b>	<b>5,653</b>	<b>5,939</b>	<b>5,943</b>	<b>69,163</b>

**Figure 6: Trip Purpose**

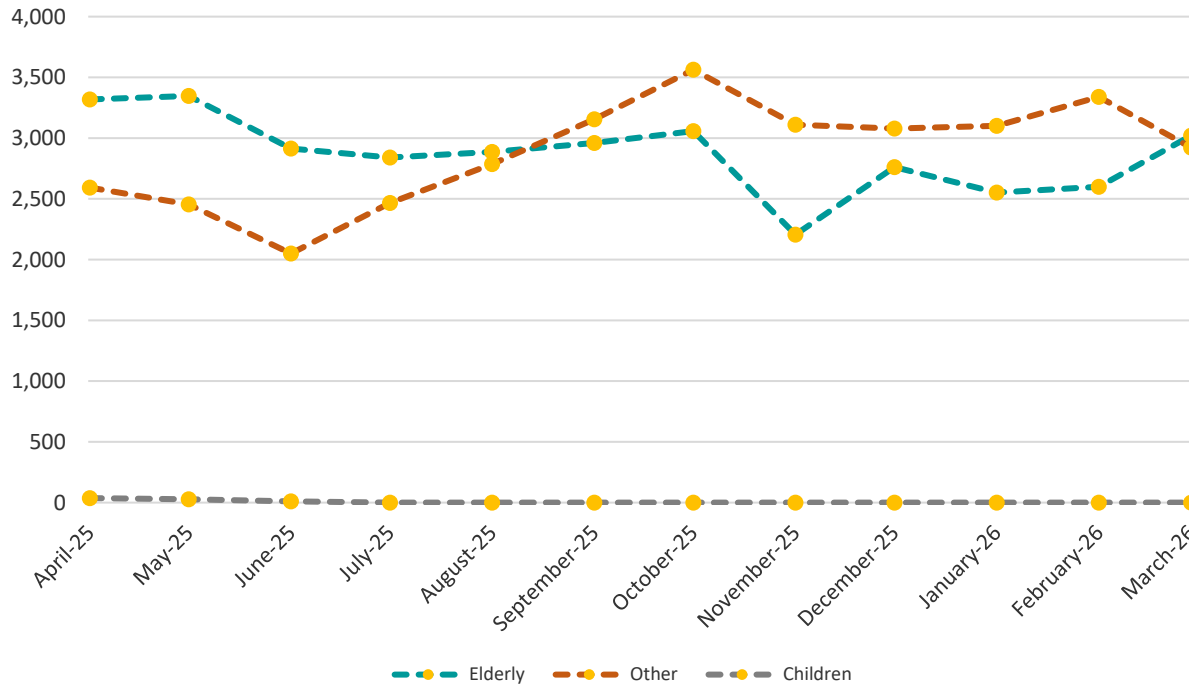


Source: 02 CTC AOR Monthly Report 06-01-2026

**Table 7: Passenger Types**

Month/Year	Apr-25	May-25	Jun-25	Jul-25	Aug-25	Sep-25	Oct-25	Nov-25	Dec-25	Jan-26	Feb-26	Mar-26	Total
<b>Elderly</b>	3,319	3,347	2,914	2,841	2,886	2,960	3,058	2,206	2,762	2,552	2,600	3,021	34,466
<b>Other</b>	2,593	2,455	2,050	2,467	2,787	3,155	3,563	3,111	3,079	3,101	3,339	2,922	34,622
<b>Children</b>	37	28	10	0	0	0	0	0	0	0	0	0	75
<b>Total</b>	5,949	5,830	4,974	5,308	5,673	6,115	6,621	5,317	5,841	5,653	5,939	5,943	<b>69,163</b>

**Figure 7: Passenger Types**

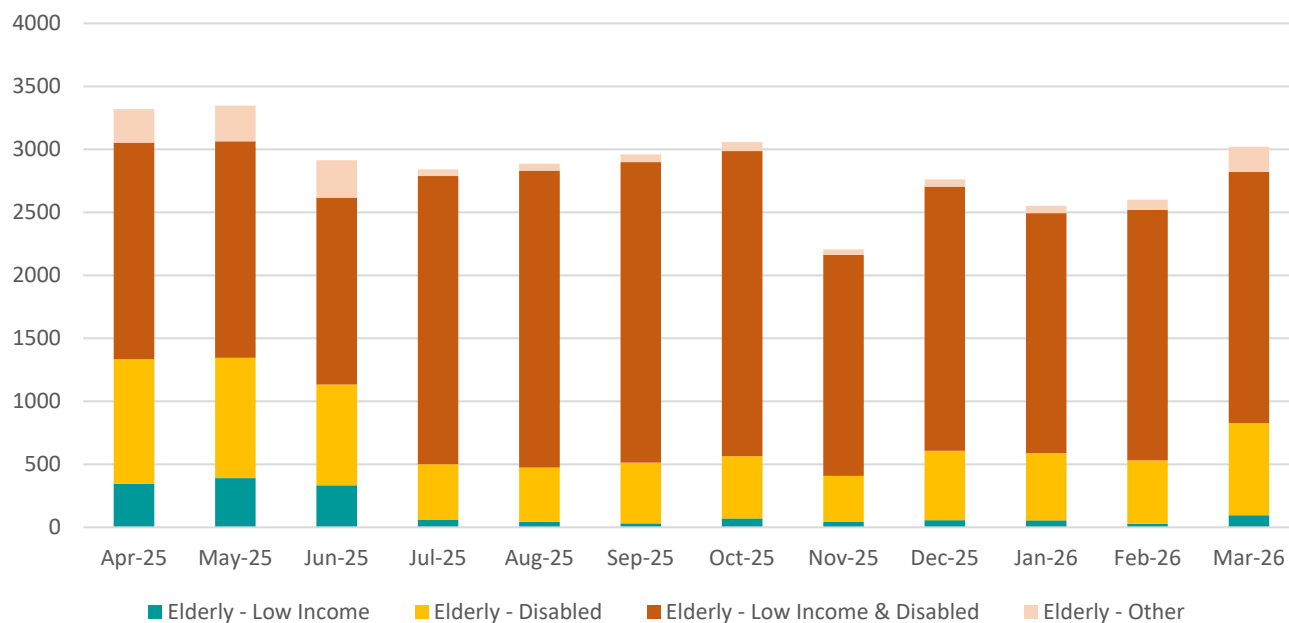


Source: 02 CTC AOR Monthly Report 06-01-2026

**Table 8: Lake County Connection Passenger Types – Elderly**

Month/Year	Apr-25	May-25	Jun-25	Jul-25	Aug-25	Sep-25	Oct-25	Nov-25	Dec-25	Jan-26	Feb-26	Mar-26	Total
<b>Elderly - Low Income</b>	346	391	333	62	44	31	70	43	56	55	27	96	<b>1,554</b>
<b>Elderly - Disabled</b>	988	955	801	439	430	483	494	365	552	535	505	731	<b>7,278</b>
<b>Elderly - Low Income &amp; Disabled</b>	1,720	1,718	1,483	2,287	2,357	2,385	2,423	1,754	2,097	1,904	1,988	1,994	<b>24,110</b>
<b>Elderly - Other</b>	265	283	297	53	55	61	71	44	57	58	80	200	<b>1,524</b>

**Figure 8: Lake County Connection Passenger Types – Elderly**

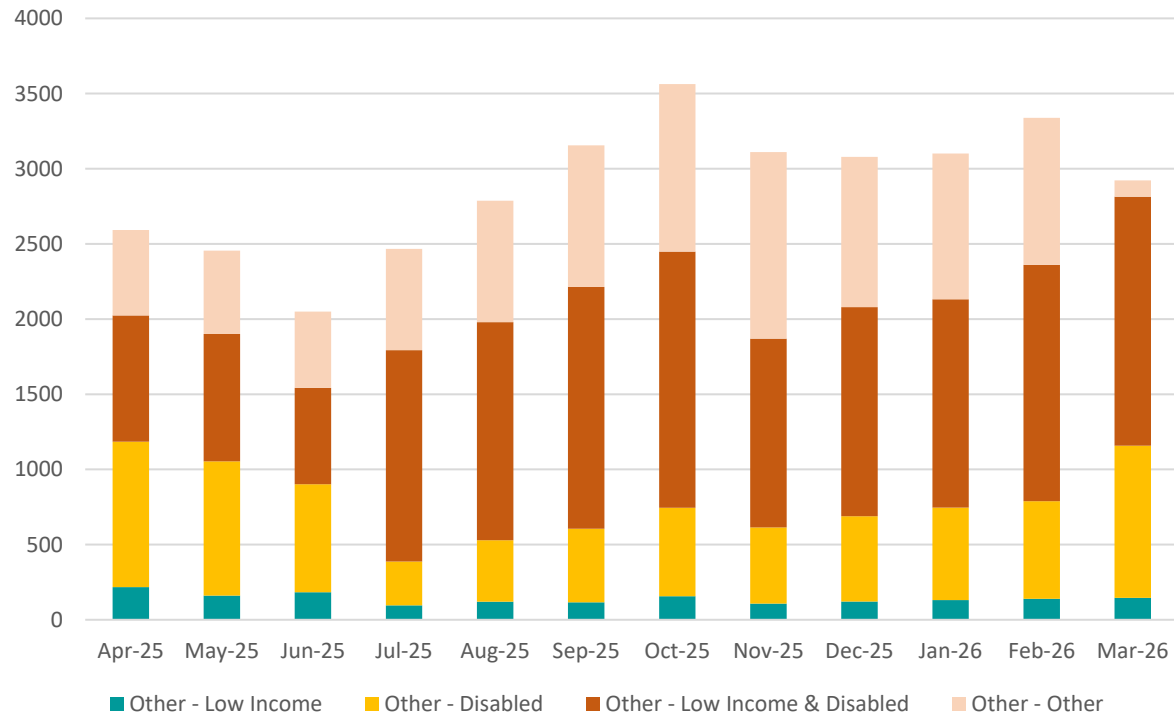


Source: 02 CTC AOR Monthly Report 06-01-2026

**Table 9: Lake County Connection Passenger Types – Other**

Month/Year	Apr-25	May-25	Jun-25	Jul-25	Aug-25	Sep-25	Oct-25	Nov-25	Dec-25	Jan-26	Feb-26	Mar-26	Total
Other - Low Income	217	161	183	96	120	116	157	108	122	131	140	146	<b>1,697</b>
Other - Disabled	968	893	719	292	409	490	588	506	567	615	649	1,012	<b>7,708</b>
Other - Low Income & Disabled	839	847	640	1,405	1,451	1,608	1,704	1,256	1,391	1,386	1,571	1,656	<b>15,754</b>
Other - Other	569	554	508	674	807	941	1,114	1,241	999	969	979	108	<b>9,463</b>

**Figure 9: Lake County Connection Passenger Types – Other**

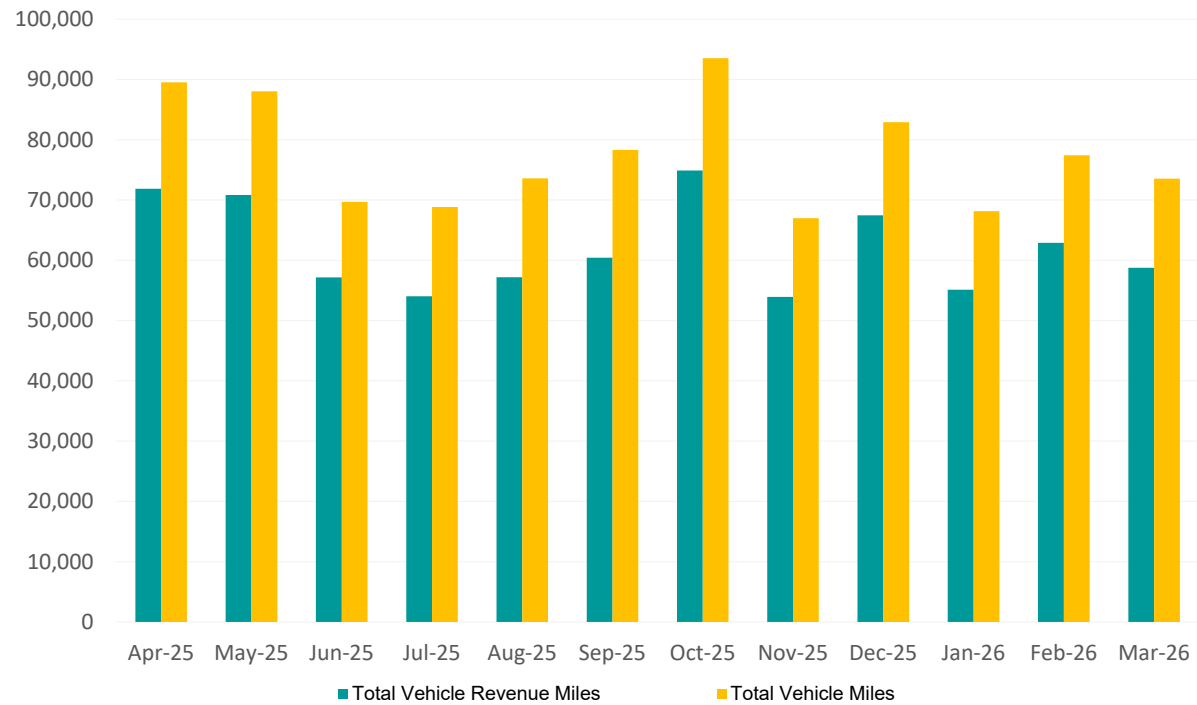


Source: 02 CTC AOR Monthly Report 06-01-2026

**Table 10: Vehicle Miles**

Month/Year	Apr-25	May-25	Jun-25	Jul-25	Aug-25	Sep-25	Oct-25	Nov-25	Dec-25	Jan-26	Feb-26	Mar-26	Total
<b>Total Vehicle Revenue Miles</b>	71,868	70,824	57,149	54,023	57,180	60,433	74,897	53,926	67,446	55,110	62,896	58,748	<b>744,500</b>
<b>Total Vehicle Miles</b>	89,503	88,032	69,675	68,850	73,593	78,315	93,525	66,978	82,914	68,156	77,425	73,534	<b>930,500</b>

**Figure 10: Vehicle Miles**

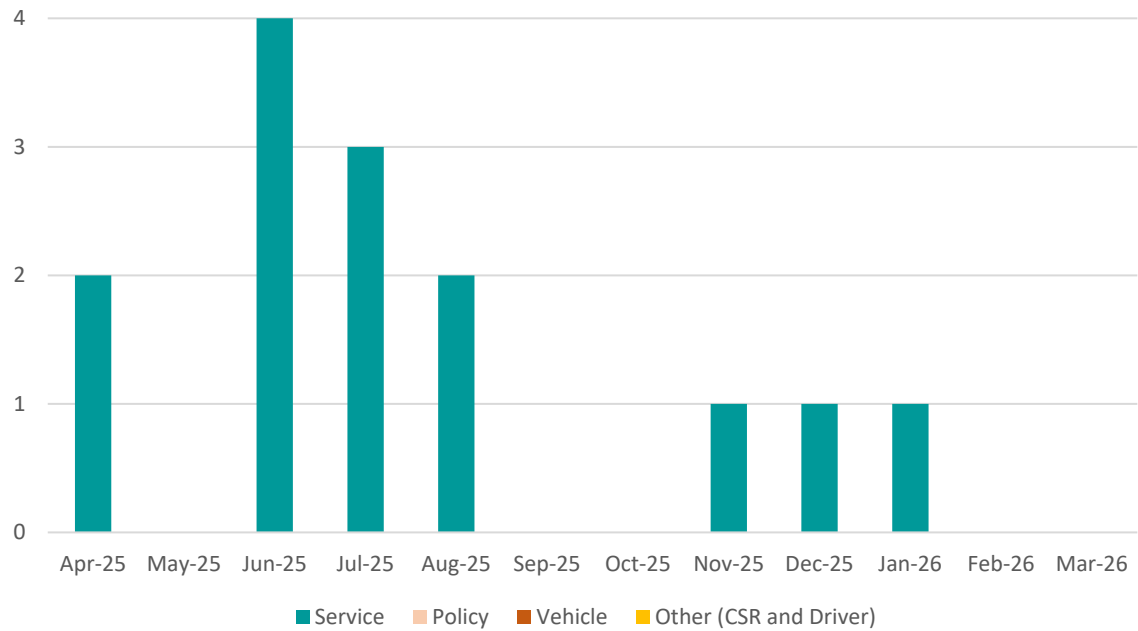


Source: 02 CTC AOR Monthly Report 06-01-2026

**Table 11: Valid Complaints**

Month/Year	Apr-25	May-25	Jun-25	Jul-25	Aug-25	Sep-25	Oct-25	Nov-25	Dec-25	Jan-26	Feb-26	Mar-26	Total
Service	2	0	5	3	2	0	0	1	1	1	0	0	15
Policy	0	0	0	0	0	0	0	0	0	0	0	0	0
Vehicle	0	0	0	0	0	0	0	0	0	0	0	0	0
Other (CSR and Driver)	0	0	0	0	0	0	0	0	0	0	0	0	0
<b>Total Valid Complaints</b>	<b>2</b>	<b>0</b>	<b>5</b>	<b>3</b>	<b>2</b>	<b>0</b>	<b>0</b>	<b>1</b>	<b>1</b>	<b>1</b>	<b>0</b>	<b>0</b>	<b>15</b>

**Figure 11: Valid Complaints**



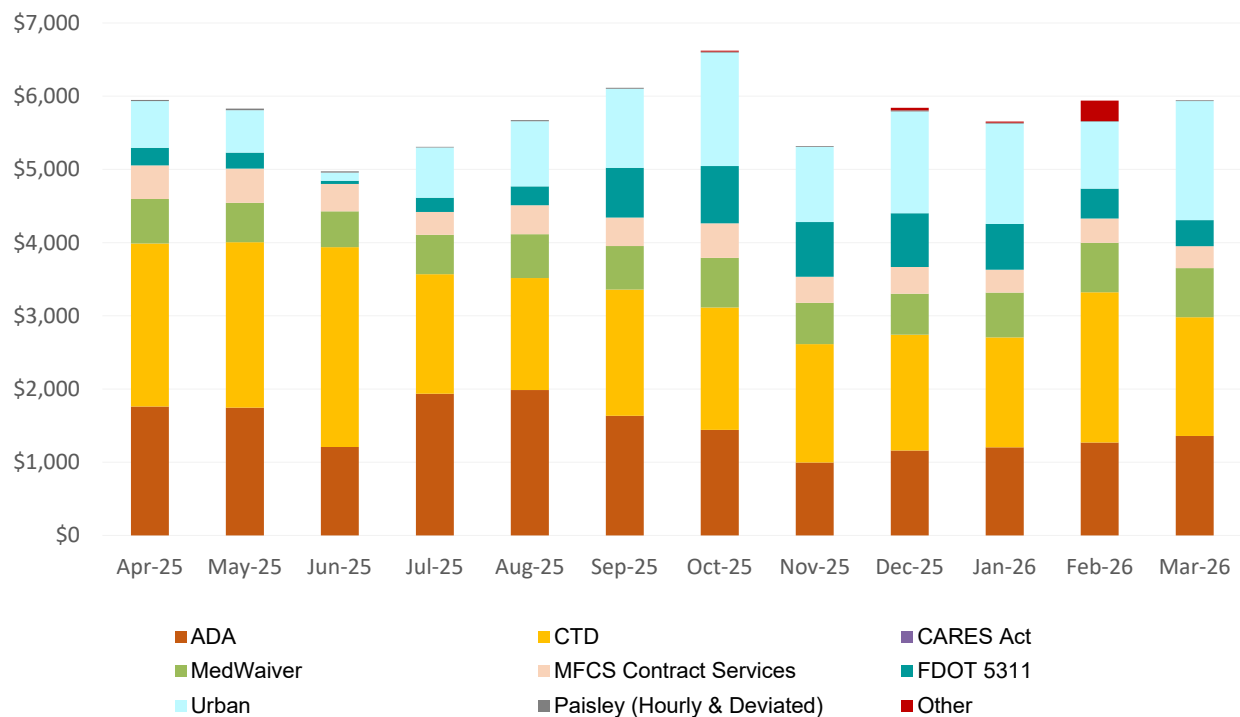
Source: 04 Complaint - Commendation Quick Review 06-01-2026

**Table 12: Lake County Connection Funding Source**

<b>Funding Source</b>	<b>Apr-25</b>	<b>May-25</b>	<b>Jun-25</b>	<b>Jul-25</b>	<b>Aug-25</b>	<b>Sep-25</b>	<b>Oct-25</b>	<b>Nov-25</b>	<b>Dec-25</b>	<b>Jan-26</b>	<b>Feb-26</b>	<b>Mar-26</b>	<b>Total</b>
<b>ADA</b>	1,760	1,745	1,207	1,935	1,987	1,635	1,443	997	1,160	1,204	1,270	1,358	<b>17,701</b>
<b>CTD</b>	2,228	2,260	2,730	1,633	1,528	1,723	1,671	1,616	1,582	1,502	2,051	1,622	<b>22,146</b>
<b>CARES Act</b>	0	0	0	0	0	0	0	0	0	0	0	0	<b>0</b>
<b>MedWaiver</b>	607	538	491	539	599	595	678	564	559	610	675	671	<b>7,126</b>
<b>MFCS Contract Services</b>	459	467	373	312	396	389	472	357	366	314	333	300	<b>4,538</b>
<b>FDOT 5311</b>	240	220	44	195	259	679	781	747	733	624	409	356	<b>5,287</b>
<b>Urban</b>	639	579	112	685	888	1,081	1,550	1,025	1,391	1,372	913	1,627	<b>11,862</b>
<b>Paisley (Hourly &amp; Deviated)</b>	16	21	17	9	16	13	14	11	15	12	9	9	<b>162</b>
<b>Other</b>	0	0	0	0	0	0	12	0	35	15	279	0	<b>341</b>
<b>Total Actual County Trips</b>	<b>5,949</b>	<b>5,830</b>	<b>4,974</b>	<b>5,308</b>	<b>5,673</b>	<b>6,115</b>	<b>6,621</b>	<b>5,317</b>	<b>5,841</b>	<b>5,653</b>	<b>5,939</b>	<b>5,943</b>	<b>69,163</b>

Source: 02 CTC AOR Monthly Report 06-01-2026

**Figure 12: Lake County Connection Funding Source**



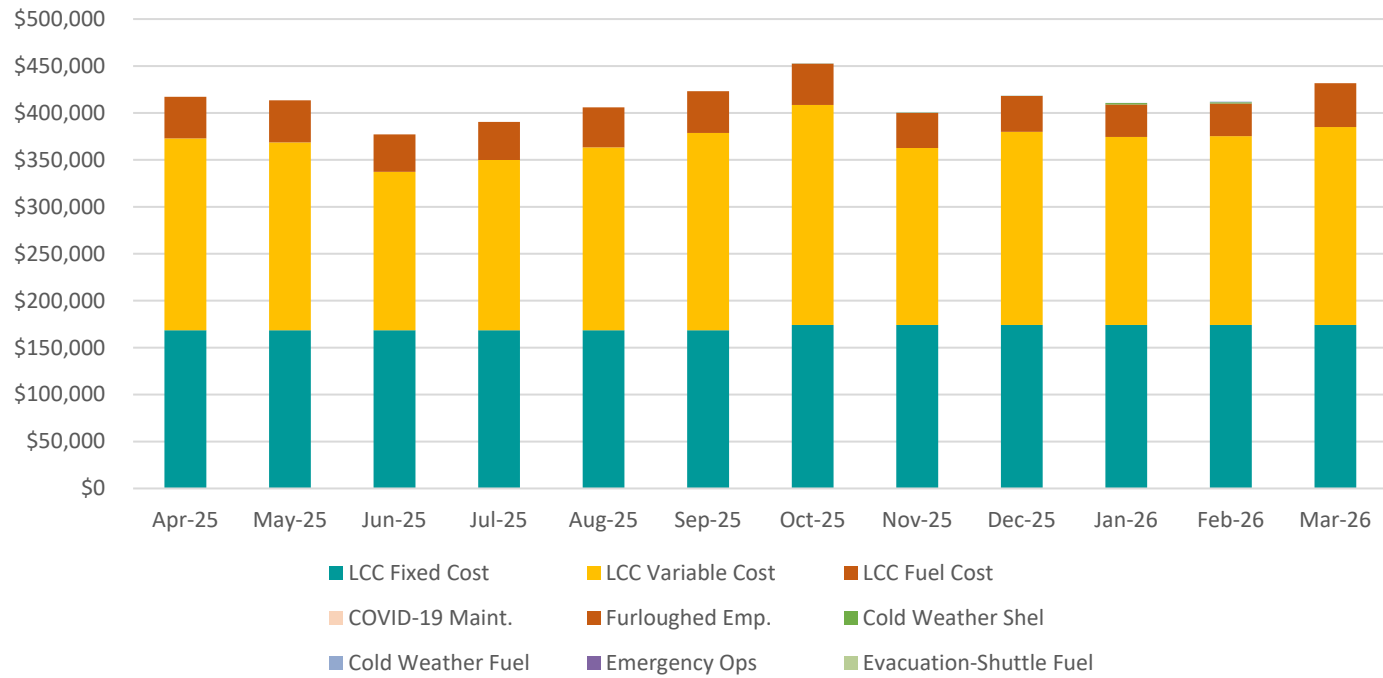
Source: 02 CTC AOR Monthly Report 06-01-2026

**Table 13: Lake County Connection Contract Amount**

	Apr-25	May-25	Jun-25	Jul-25	Aug-25	Sep-25	Oct-25	Nov-25	Dec-25	Jan-26	Feb-26	Mar-26	Total
<b>LCC Fixed Cost</b>	\$168,542	\$168,542	\$168,542	\$168,542	\$168,542	\$168,542	\$174,245	\$174,245	\$174,245	\$174,245	\$174,245	\$174,245	<b>\$2,056,721</b>
<b>LCC Variable Cost</b>	\$204,273	\$200,004	\$168,638	\$181,377	\$194,771	\$210,092	\$234,188	\$188,487	\$205,638	\$200,241	\$201,022	\$210,716	<b>\$2,399,448</b>
<b>LCC Fuel Cost</b>	\$44,395	\$44,969	\$39,948	\$40,475	\$42,631	\$44,501	\$43,980	\$37,243	\$38,167	\$34,494	\$34,750	\$46,712	<b>\$492,266</b>
<b>COVID-19 Maint.</b>	\$0	\$0	\$0	\$0	\$0	\$0	\$0	\$0	\$0	\$0	\$0	\$0	<b>\$0</b>
<b>Furloughed Emp.</b>	\$0	\$0	\$0	\$0	\$0	\$0	\$0	\$0	\$0	\$0	\$0	\$0	<b>\$0</b>
<b>Cold Weather Shel</b>	\$0	\$0	\$0	\$0	\$0	\$0	\$67	\$386	\$200	\$1,505	\$1,465	\$0	<b>\$3,622</b>
<b>Cold Weather Fuel</b>	\$0	\$0	\$0	\$0	\$0	\$0	\$82	\$145	\$109	\$188	\$534	\$0	<b>\$1,058</b>
<b>Emergency Ops</b>	\$0	\$0	\$0	\$0	\$0	\$0	\$0	\$0	\$0	\$0	\$0	\$0	<b>\$0</b>
<b>Evacuation-Shuttle Fuel</b>	\$0	\$0	\$0	\$0	\$0	\$0	\$0	\$0	\$0	\$0	\$0	\$0	<b>\$0</b>
<b>Total Expense</b>	\$417,210	\$413,515	\$377,128	\$390,394	\$405,944	\$423,134	\$452,562	\$400,505	\$418,360	\$410,673	\$412,015	\$431,673	<b>\$4,953,114</b>

Source: 07 Performance Measures Report 06-01-2026

**Figure 13: Lake County Connection Contract Amount**

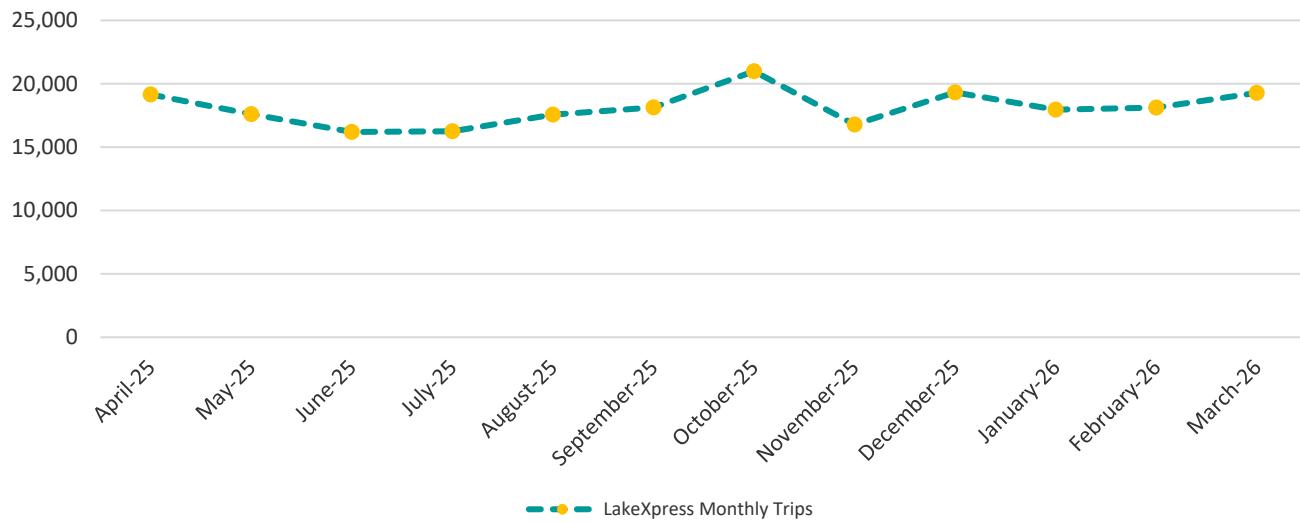


Source: 07 Performance Measures Report 06-01-2026

**Table 14: LakeXpress Monthly Trips**

	Apr-25	May-25	Jun-25	Jul-25	Aug-25	Sep-25	Oct-25	Nov-25	Dec-25	Jan-26	Feb-26	Mar-26	Total
<b>LakeXpress Monthly Trips</b>	19,150	17,598	16,198	16,247	17,570	18,134	20,985	16,778	19,321	17,959	18,115	19,277	<b>217,332</b>

**Figure 14: LakeXpress Monthly Trips**

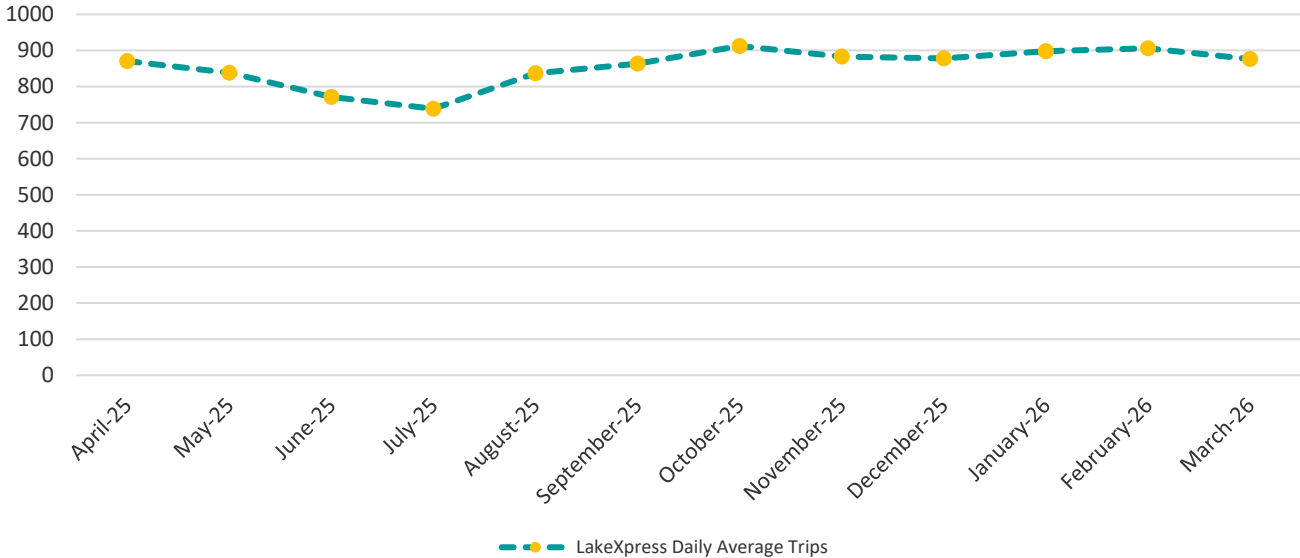


Source: 06 LX Monthly Trip Report 06-01-2026

**Table 15: LakeXpress Daily Average Trips**

	<b>Apr-25</b>	<b>May-25</b>	<b>Jun-25</b>	<b>Jul-25</b>	<b>Aug-25</b>	<b>Sep-25</b>	<b>Oct-25</b>	<b>Nov-25</b>	<b>Dec-25</b>	<b>Jan-26</b>	<b>Feb-26</b>	<b>Mar-26</b>	<b>Average</b>
<b>LakeXpress Daily Average Trips</b>	870	838	771	739	837	864	912	883	878	898	906	876	<b>856</b>

**Figure 15: LakeXpress Daily Average Trips**

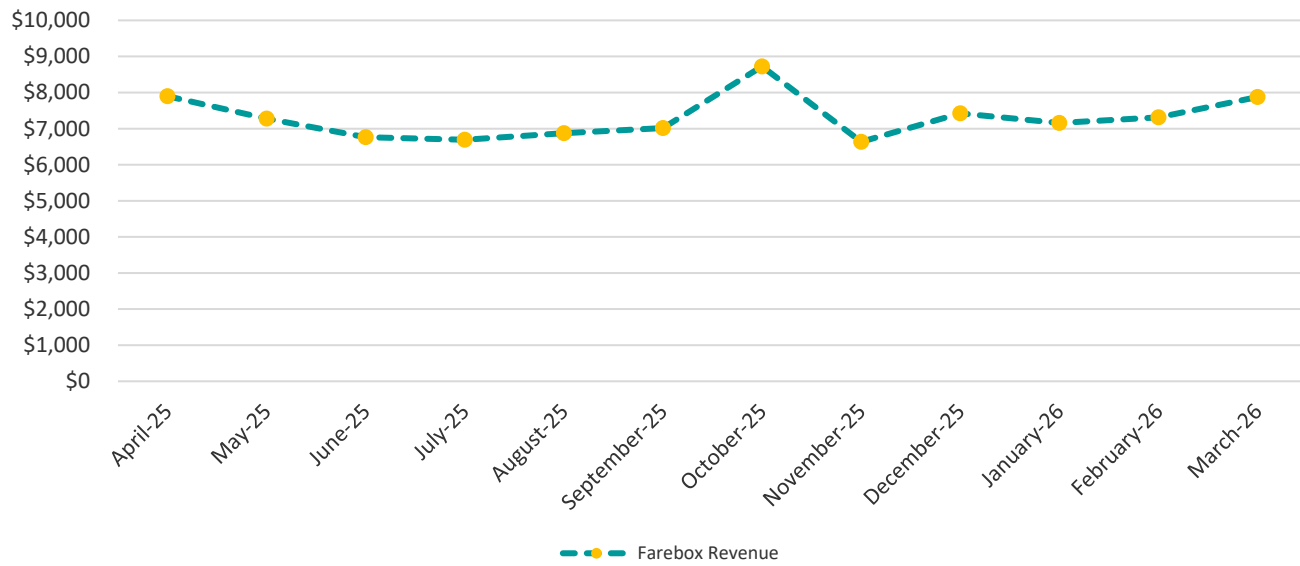


Source: 06 LX Monthly Trip Report 06-01-2026

**Table 16: LakeXpress Farebox Revenue**

	Apr-25	May-25	Jun-25	Jul-25	Aug-25	Sep-25	Oct-25	Nov-25	Dec-25	Jan-26	Feb-26	Mar-26	Total
<b>Farebox Revenue</b>	\$7,900	\$7,278	\$6,765	\$6,691	\$6,874	\$7,015	\$8,725	\$6,636	\$7,423	\$7,160	\$7,314	\$7,875	<b>\$87,654</b>

**Figure 16: LakeXpress Farebox Revenue**



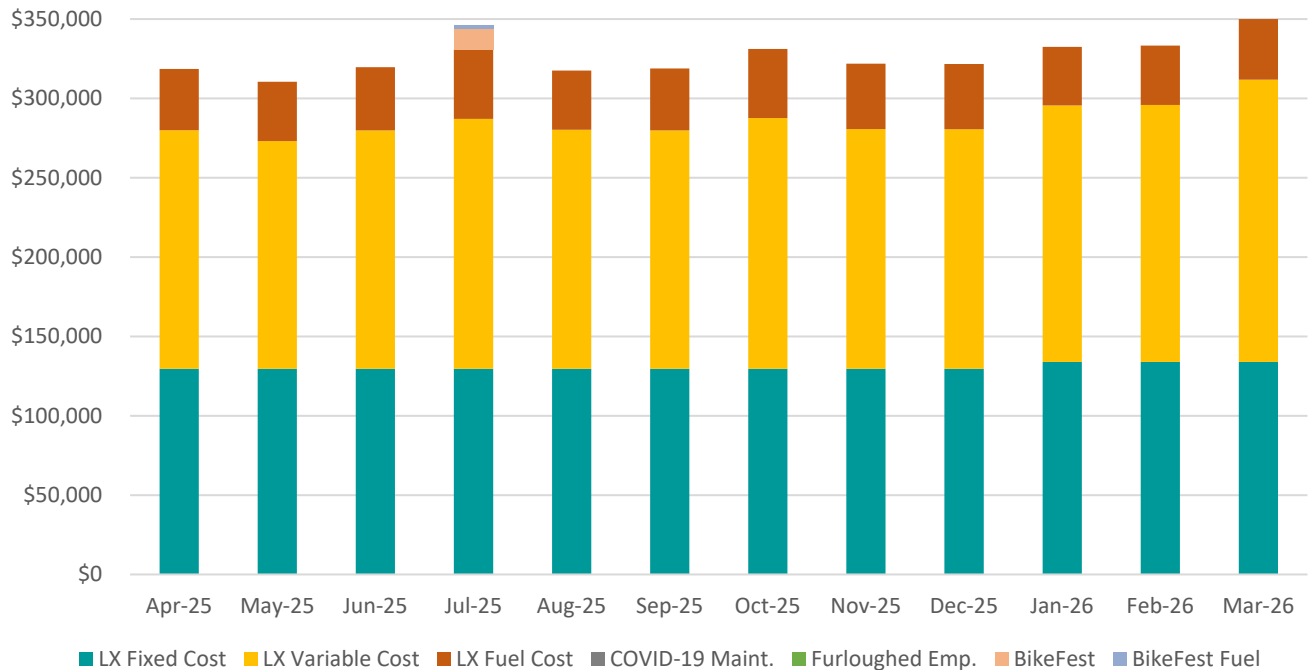
Source: 06 LX Monthly Trip Report 06-01-2026

**Table 17: LakeXpress Contract Amount**

	<b>Apr-25</b>	<b>May-25</b>	<b>Jun-25</b>	<b>Jul-25</b>	<b>Aug-25</b>	<b>Sep-25</b>	<b>Oct-25</b>	<b>Nov-25</b>	<b>Dec-25</b>	<b>Jan-26</b>	<b>Feb-26</b>	<b>Mar-26</b>	<b>Total</b>
<b>LX Fixed Cost</b>	\$129,561	\$129,561	\$129,561	\$129,561	\$129,561	\$129,561	\$129,561	\$129,561	\$129,561	\$133,945	\$133,945	\$133,945	<b>\$1,567,884</b>
<b>LX Variable Cost</b>	\$150,383	\$143,511	\$150,324	\$157,507	\$150,644	\$150,299	\$158,022	\$151,068	\$150,939	\$161,576	\$161,880	\$177,824	<b>\$1,863,975</b>
<b>LX Fuel Cost</b>	\$38,622	\$37,388	\$39,805	\$43,783	\$37,343	\$38,992	\$43,580	\$41,233	\$41,176	\$36,971	\$37,486	\$61,309	<b>\$497,689</b>
<b>COVID-19 Maint.</b>	\$0	\$0	\$0	\$0	\$0	\$0	\$0	\$0	\$0	\$0	\$0	\$0	<b>\$0</b>
<b>Furloughed Emp.</b>	\$0	\$0	\$0	\$0	\$0	\$0	\$0	\$0	\$0	\$0	\$0	\$0	<b>\$0</b>
<b>BikeFest</b>	\$0	\$0	\$0	\$12,913	\$0	\$0	\$0	\$0	\$0	\$0	\$0	\$0	<b>\$12,913</b>
<b>BikeFest Fuel</b>	\$0	\$0	\$0	\$1,962	\$0	\$0	\$0	\$0	\$0	\$0	\$0	\$0	<b>\$1,962</b>
<b>Total Expense</b>	<b>\$318,566</b>	<b>\$310,460</b>	<b>\$319,690</b>	<b>\$345,726</b>	<b>\$317,548</b>	<b>\$318,851</b>	<b>\$331,163</b>	<b>\$321,862</b>	<b>\$321,675</b>	<b>\$332,492</b>	<b>\$333,311</b>	<b>\$373,078</b>	<b>\$3,944,424</b>

Source: 07 Performance Measures Report 06-01-2026

**Figure 17: LakeXpress Contract Amount**



Source: 07 Performance Measures Report 06-01-2026

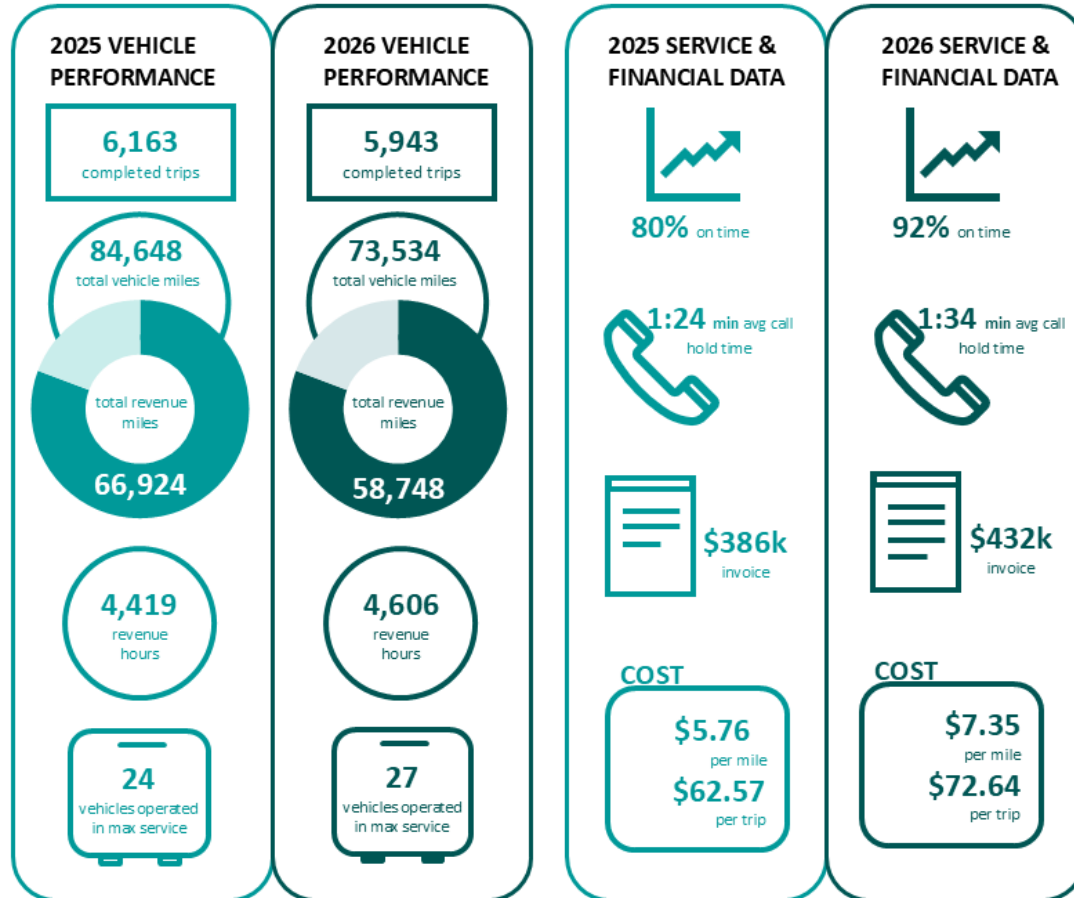
**Table 18: Lake County Transit Annual Comparison Summary**

<b>Description</b>	<b>Mar-25</b>	<b>Mar-26</b>	<b>Change</b>
<b>Completed Trips</b>	6,163	5,943	-3.6%
<b>Total Vehicle Miles</b>	84,648	73,534	-13.1%
<b>Total Revenue Vehicle Miles</b>	66,924	58,748	-12.2%
<b>Total Revenue Hours</b>	4,419	4,606	4.2%
<b>Vehicles Operated in Maximum Service</b>	24	27	12.5%
<b>Accidents/Incidents (Preventable)</b>	1	3	N/A
<b>Accidents/Incidents (Non-Preventable)</b>	0	3	N/A
<b>On Time Performance - Standard 92%</b>	80%	92%	15.0%
<b>Call Hold Times (Seconds)</b>	1:24	1:34	11.9%
<b>Invoice Amount</b>	\$385,595.24	\$431,672.94	11.9%
<b>Cost per mile</b>	\$5.76	\$7.35	27.5%
<b>Cost per trip</b>	\$62.57	\$72.64	16.1%
<b>Compliments</b>	1	0	N/A
<b>Complaints (Valid)</b>	6	0	N/A

*Source: 03 Comparison Report 06-01-2026*

**Figure 18: Lake County Transit Annual Comparison Summary**

**Selected Lake County Transit Metrics  
March 2025 and March 2026 Comparison**



Source: 03 Comparison Report 06-01-2026

## Lake County Office of Transit Services Complaint Report, January 1, 2026 – March 31, 2026

Complaint Received by: Lake County Transit Management	
<b>Date of Incident:</b>	01/21/26
<b>Time of Incident:</b>	9:05 AM
<b>Customer Name:</b>	Jones
<b>Date Resolved:</b>	01/21/26
<b>Contractor Staff:</b>	C. Perero
<b>County Staff:</b>	J. Knaak
<b>Incident:</b>	Ms. Jones had an appointment drop-off time of 9:30 AM and she called Dispatch for a pickup time. The Dispatcher gave her a time when the driver should arrive since the driver had just left Tavares. Ms. Jones was trying to get in contact with her doctor to let them know that she would be late. The driver C. Perero arrived at 9:25 AM and informed Ms. Jones that she was originally on her manifest but was removed around 7:45 AM. Ms. Jones wants to know why she was removed from C. Perero's Manifest in the first place.
<b>Resolution:</b>	Valid - When the Dispatcher realized that Ms. Jones was placed on the Building Block run, the Dispatcher removed her and placed her on another driver's manifest. The Building Block clients do not handle change very well so that is why Ms. Jones was removed and placed on another driver. When the original driver heard that Ms. Jones had not been picked up, he immediately went to pick her up.

## Sumter County Transit Report

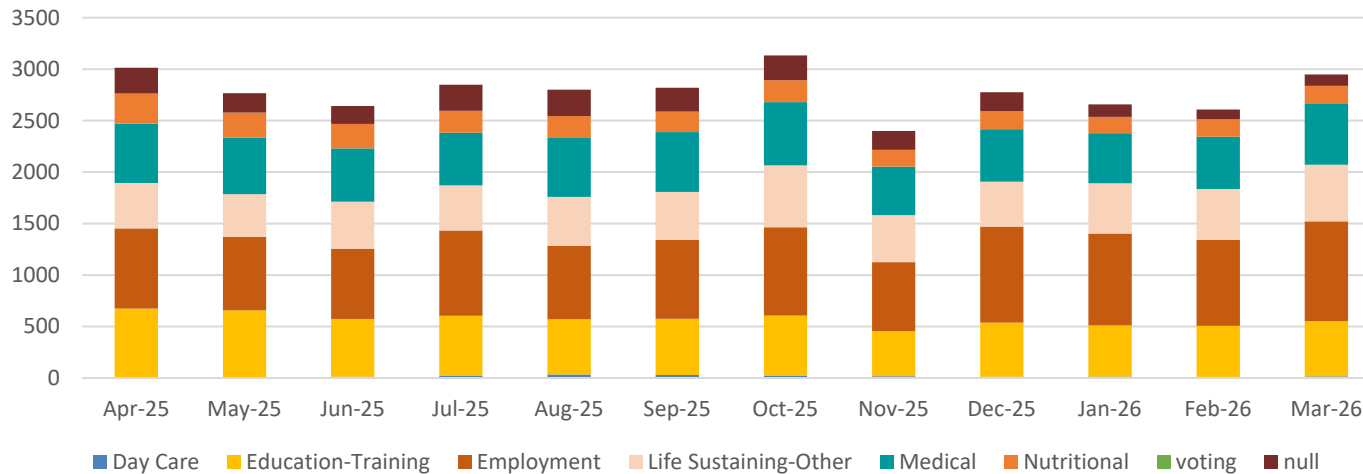
June 1, 2026

The data contained herein has been provided by Sumter County Transit.

**Table 1: Trips by Trip Purpose**

Trip Purpose	Apr-25	May-25	Jun-25	Jul-25	Aug-25	Sep-25	Oct-25	Nov-25	Dec-25	Jan-26	Feb-26	Mar-26	Total for purpose
Day Care	0	2	13	21	35	30	20	17	13	14	11	15	191
Education-Training	675	655	560	583	536	545	586	439	525	498	496	537	6,635
Employment	778	714	683	829	711	766	858	669	933	891	834	969	9,635
Life Sustaining-Other	442	414	457	438	478	467	602	457	436	488	495	551	5,725
Medical	576	550	518	512	578	580	614	471	510	487	507	596	6,499
Nutritional	292	243	237	212	206	200	213	163	175	159	170	170	2,440
voting	0	0	0	0	0	0	0	0	0	0	0	0	0
null	250	189	174	254	256	232	240	184	183	120	95	110	2,287
<b>Total for period</b>	<b>3,013</b>	<b>2,767</b>	<b>2,642</b>	<b>2,849</b>	<b>2,800</b>	<b>2,820</b>	<b>3,133</b>	<b>2,400</b>	<b>2,775</b>	<b>2,657</b>	<b>2,608</b>	<b>2,948</b>	<b>33,412</b>

**Figure 1: Trips by Trip Purpose**

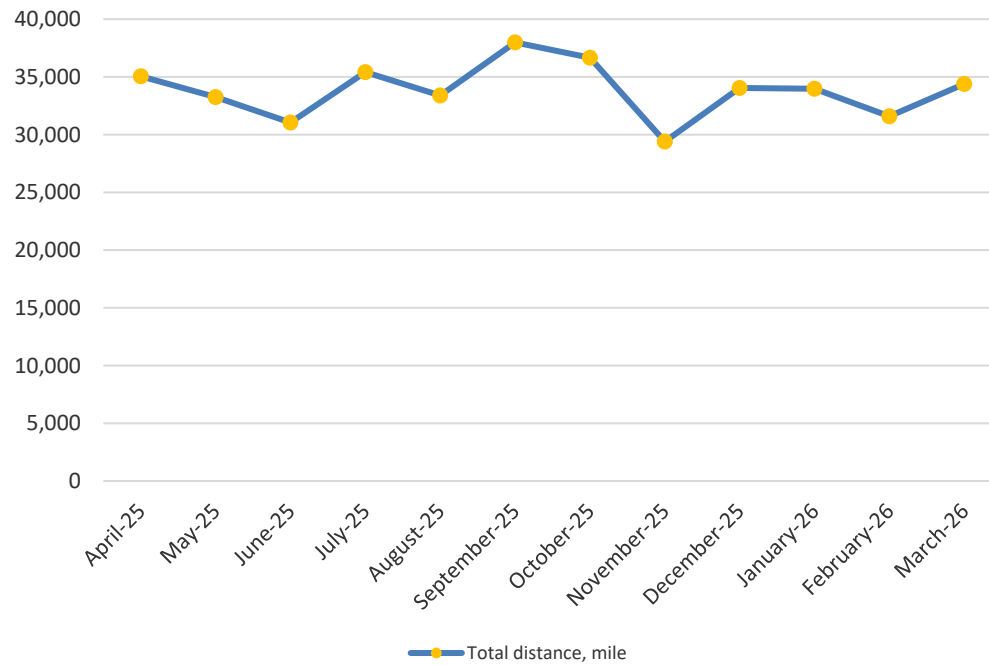


Sources: TDCB Trips By Purpose 04 01 2025 to 03 31 2026.pdf

**Table 2: Total Passenger Miles**

Distance	Apr-25	May-25	Jun-25	Jul-25	Aug-25	Sep-25	Oct-25	Nov-25	Dec-25	Jan-26	Feb-26	Mar-26	Total
<b>Total distance, mile</b>	35,058	33,260	31,046	35,420	33,389	37,987	36,665	29,401	34,048	33,969	31,591	34,393	<b>406,227</b>

**Figure 2: Total Passenger Miles**

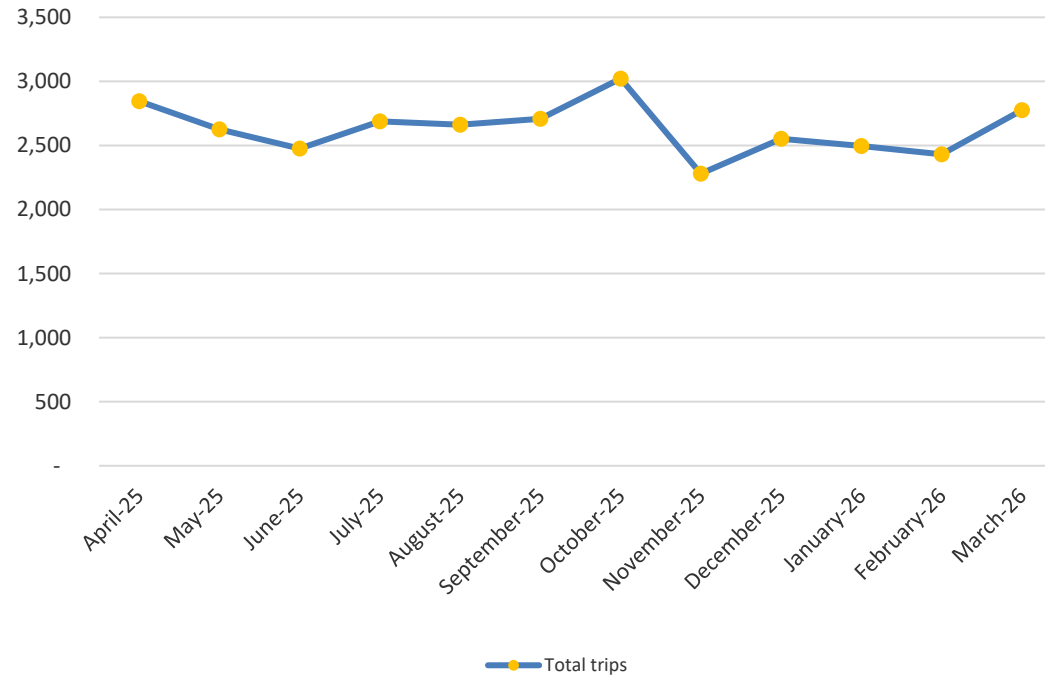


Sources: TDCB Total Passenger Miles 04 01 2025 to 03 31 2026.pdf

**Table 3: Total Passenger Trips**

Trips	Apr-25	May-25	Jun-25	Jul-25	Aug-25	Sep-25	Oct-25	Nov-25	Dec-25	Jan-26	Feb-26	Mar-26	Total
<b>Total trips</b>	2,845	2,626	2,476	2,688	2,662	2,708	3,022	2,280	2,552	2,496	2,431	2,775	<b>31,561</b>

**Figure 3: Total Passenger Trips**

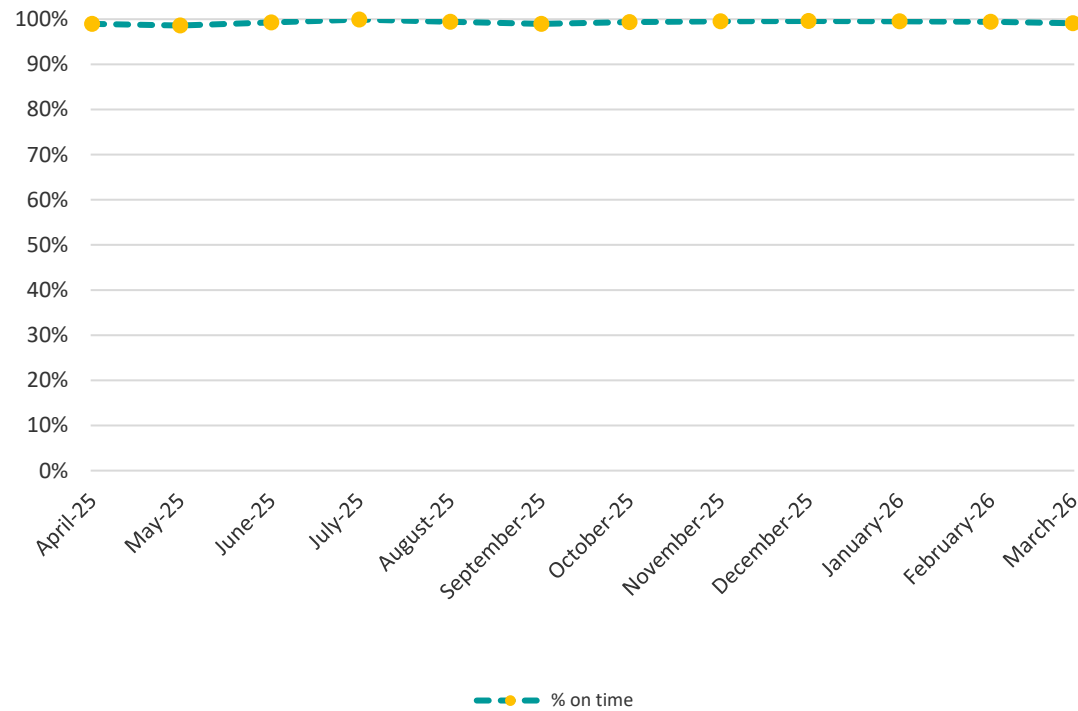


Sources: TDCB Total Passenger Trips 04 01 2025 to 03 31 2026.pdf

**Table 4: On-Time Performance**

%	Apr-25	May-25	Jun-25	Jul-25	Aug-25	Sep-25	Oct-25	Nov-25	Dec-25	Jan-26	Feb-26	Mar-26	Average
<b>% On Time</b>	98.97%	98.60%	99.27%	99.92%	99.43%	98.96%	99.37%	99.53%	99.60%	99.52%	99.41%	99.12%	<b>99.31%</b>

**Figure 4: On-Time Performance**

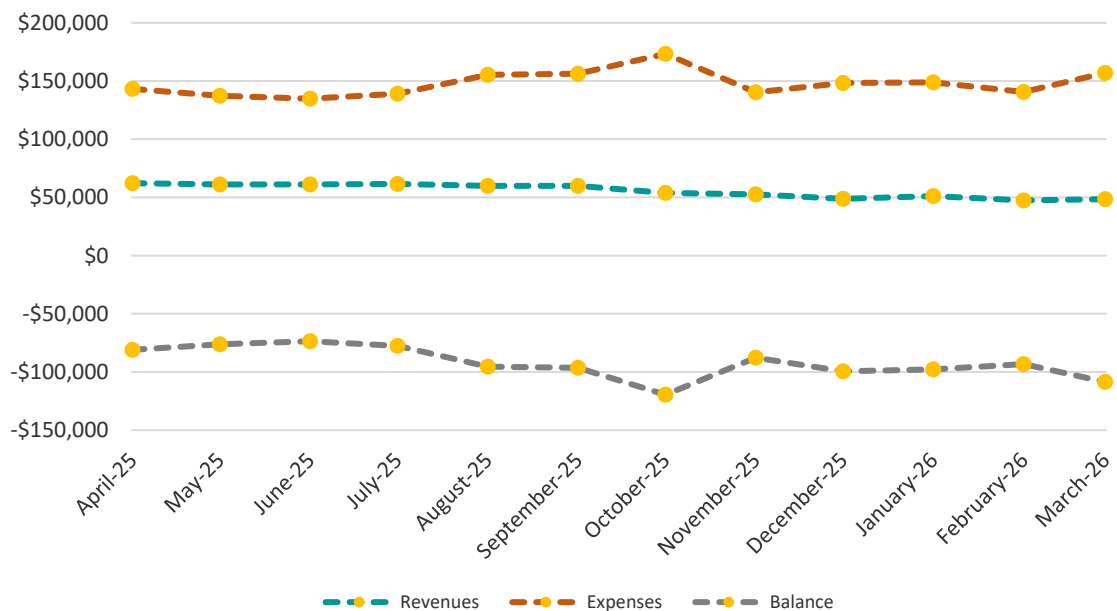


Sources: Transit OTP Fiscal 04 01 2025 to 03 31 2026.pdf

**Table 5: Sumter County Transit Fund**

Category	Apr-25	May-25	Jun-25	Jul-25	Aug-25	Sep-25	Oct-25	Nov-25	Dec-25	Jan-26	Feb-26	Mar-26
Revenues	\$62,241	\$61,111	\$61,218	\$61,514	\$59,933	\$59,933	\$53,846	\$52,591	\$48,845	\$51,162	\$47,434	\$48,511
Expenses	\$143,262	\$137,362	\$134,824	\$139,145	\$155,393	\$156,359	\$173,356	\$140,347	\$148,305	\$148,877	\$140,635	\$157,012
Balance	-\$81,022	-\$76,251	-\$73,606	-\$77,631	-\$95,460	-\$96,426	-\$119,510	-\$87,756	-\$99,460	-\$97,715	-\$93,201	-\$108,501

**Figure 5: Sumter County Transit Fund**

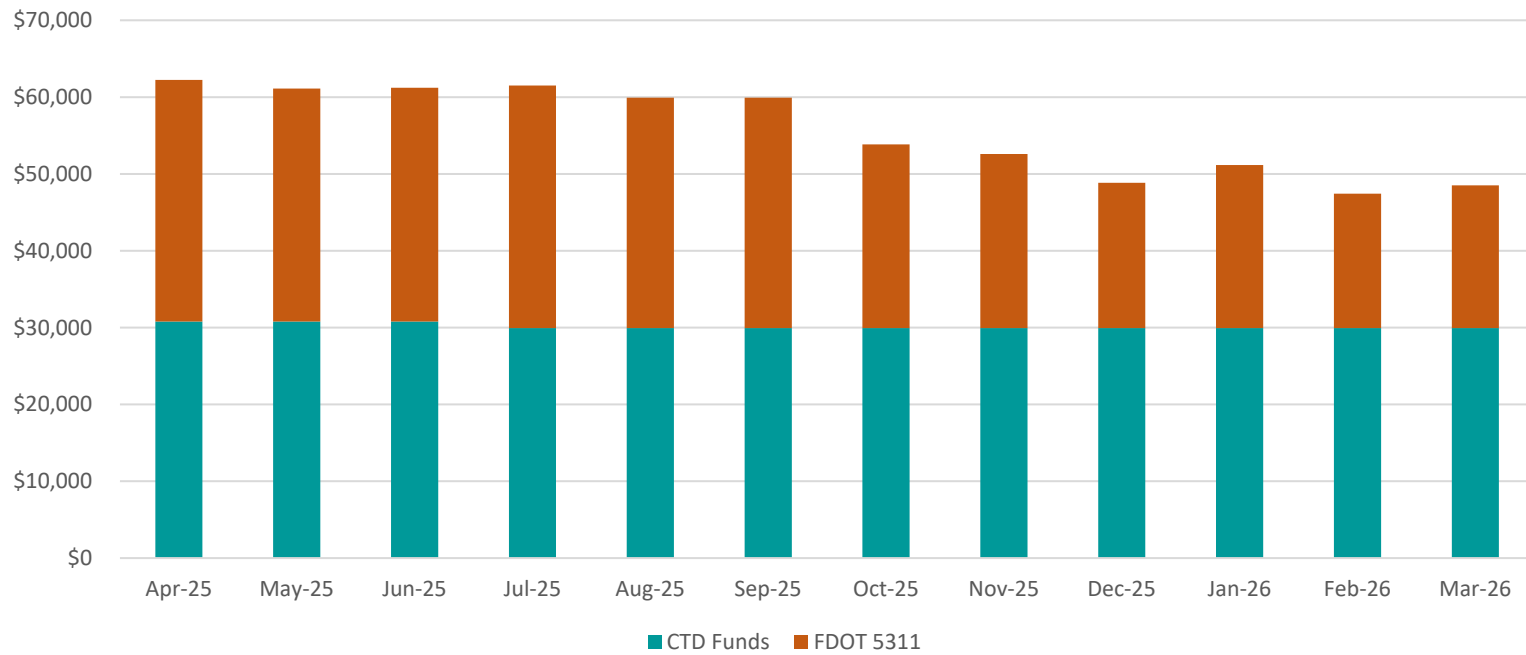


Source: TDCB Chart Data FY 2025 2026 to Date Sumter County MPO.xlsx

**Table 6: Sumter County Transit Revenue**

Source	Apr-25	May-25	Jun-25	Jul-25	Aug-25	Sep-25	Oct-25	Nov-25	Dec-25	Jan-26	Feb-26	Mar-26
<b>CTD Funds</b>	\$30,784	\$30,784	\$30,784	\$29,944	\$29,933	\$29,933	\$29,933	\$29,933	\$29,933	\$29,933	\$29,933	\$29,933
<b>FDOT 5311</b>	\$31,457	\$30,327	\$30,434	\$31,570	\$30,000	\$30,000	\$23,913	\$22,658	\$18,912	\$21,229	\$17,501	\$18,578
<b>Total by Month</b>	\$62,241	\$61,111	\$61,218	\$61,514	\$59,933	\$59,933	\$53,846	\$52,591	\$48,845	\$51,162	\$47,434	\$48,511

**Figure 6: Sumter County Transit Revenue**

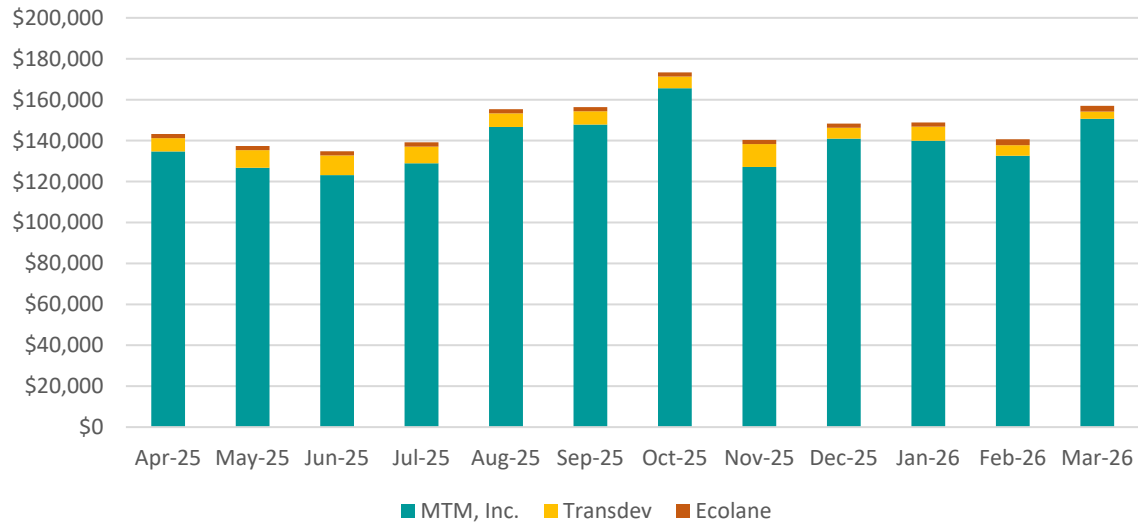


Source: TDCB Chart Data FY 2025 2026 to Date Sumter County MPO.xlsx

**Table 7: Sumter County Transit Expenses**

Category	Apr-25	May-25	Jun-25	Jul-25	Aug-25	Sep-25	Oct-25	Nov-25	Dec-25	Jan-26	Feb-26	Mar-26
<b>MTM, Inc.</b>	\$134,709	\$126,778	\$123,184	\$128,897	\$146,669	\$147,891	\$165,631	\$127,144	\$140,944	\$139,956	\$132,621	\$150,693
<b>Transdev</b>	\$6,508	\$8,539	\$9,595	\$8,203	\$6,679	\$6,423	\$5,679	\$11,157	\$5,316	\$6,876	\$5,164	\$3,470
<b>Ecolane</b>	\$2,045	\$2,045	\$2,045	\$2,045	\$2,045	\$2,045	\$2,045	\$2,046	\$2,045	\$2,045	\$2,850	\$2,850
<b>Total by Month</b>	\$143,262	\$137,362	\$134,824	\$139,145	\$155,393	\$156,359	\$173,356	\$140,347	\$148,305	\$148,877	\$140,635	\$157,012

**Figure 7: Sumter County Transit Expenses**



Source: TDCB Chart Data FY 2025 2026 to Date Sumter County MPO.xlsx

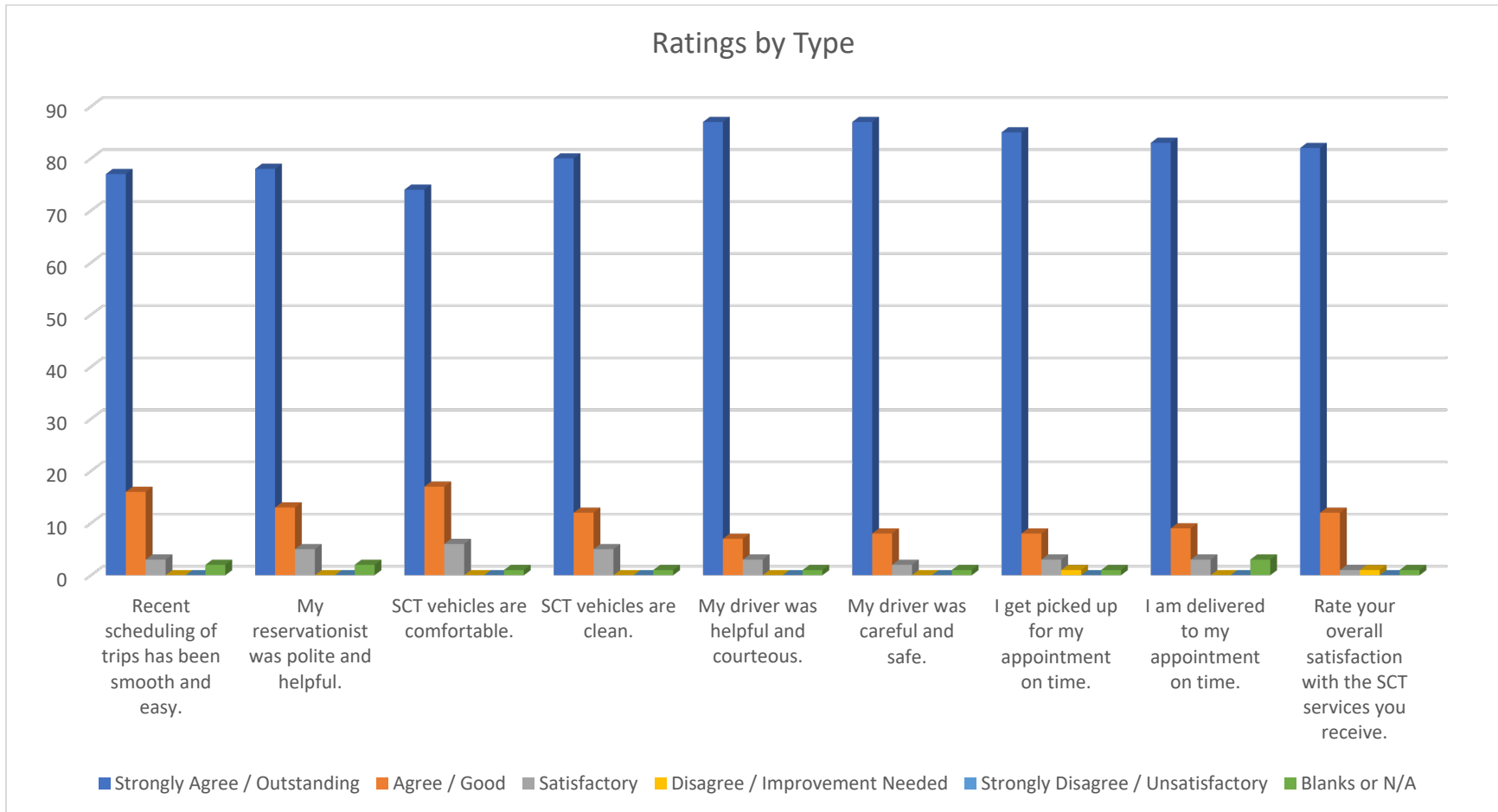
LEGEND NOTES	
<b>MTM, Inc.</b>	Medical Transportation Management - Transit Contractor
<b>Transdev</b>	Fleet Maintenance Contractor
<b>Ecolane</b>	Transit Software System used by MTM, Inc.

**Table 8: Sumter County Transit Survey Results (July 2023 – January 2026)**

Online ratings / Paper ratings	Recent scheduling of trips has been smooth and easy	My reservationist was polite and helpful	SCT vehicles are comfortable	SCT vehicles are clean	My driver was helpful and courteous	My driver was careful and safe	I get picked up for my appointment on time	I am delivered to my appointment on time	Rate your overall satisfaction with the SCT services you receive	Totals	Percentages
Strongly Agree / Outstanding	77	78	74	80	87	87	85	83	82	733	83%
Agree / Good	16	13	17	12	7	8	8	9	12	102	12%
Satisfactory	3	5	6	5	3	2	3	3	1	31	4%
Disagree / Improvement Needed	0	0	0	0	0	0	1	0	1	2	0%
Strongly Disagree / Unsatisfactory	0	0	0	0	0	0	0	0	0	0	0%
Blanks or N/A	2	2	1	1	1	1	1	3	1	13	1%
Totals	98	98	98	98	98	98	98	98	97	881	100%

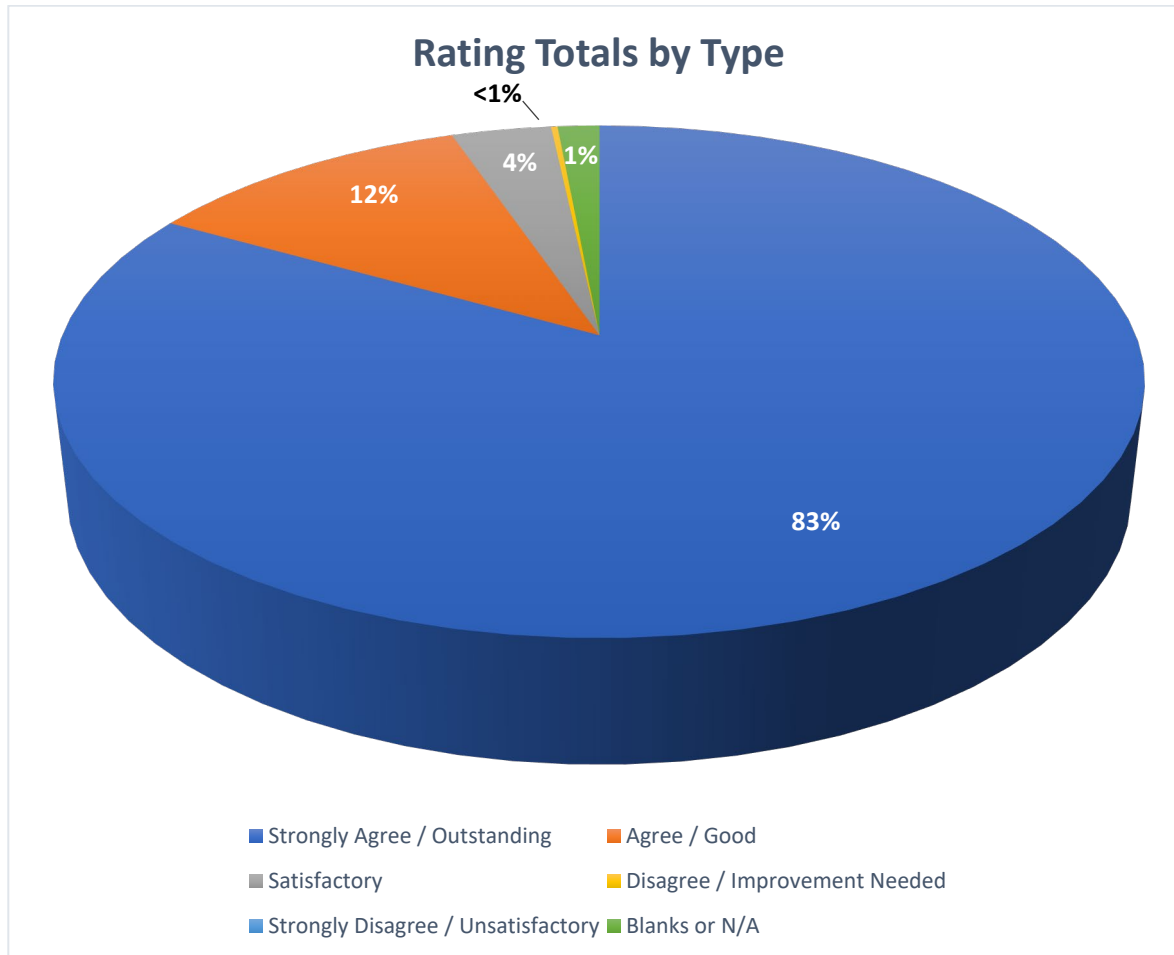
*Source: Transit Rider Surveys updated 02.19.26*

**Figure 8: Survey Ratings by Type (July 2023 – January 2026)**



Source: Transit Rider Surveys updated 02.19.26

Figure 9: Survey Rating Totals by Type (July 2023 – January 2026)



Source: Transit Rider Surveys updated 02.19.26