



# Lake-Sumter MPO 2024- 2028 TIP

MPO Governing Board Meeting



06/21/2023



01

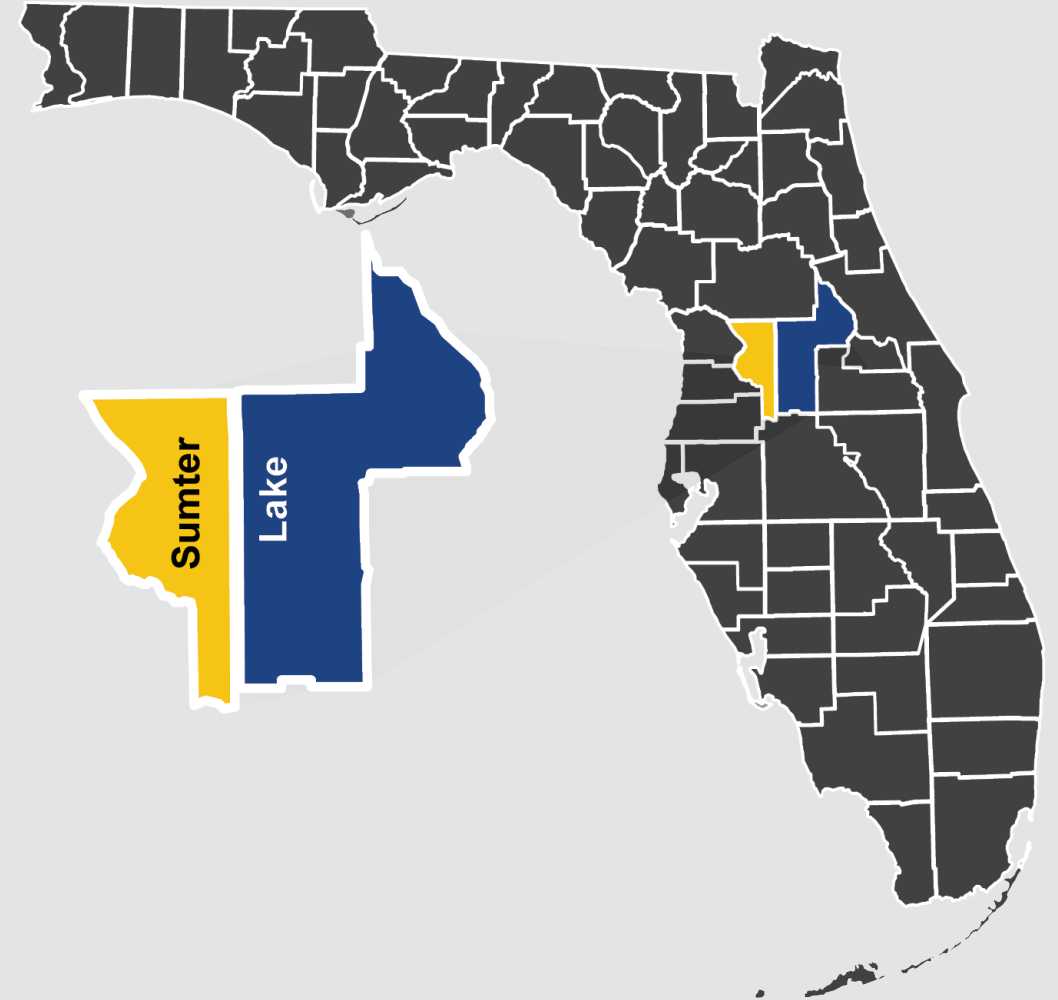
TIP Overview

# TIP Overview

**Purpose:** A 5-year financially feasible program of multimodal transportation improvement projects.

## Consistency with Other Plans:

- All projects drawn from the 2045 Long Range Transportation Plan (LRTP)
- Consistent with FDOT's Five-Year Adopted Work Program
- Consistent with Lake County's Transit Development Plan (TDP)



# TIP Overview : Project Selection

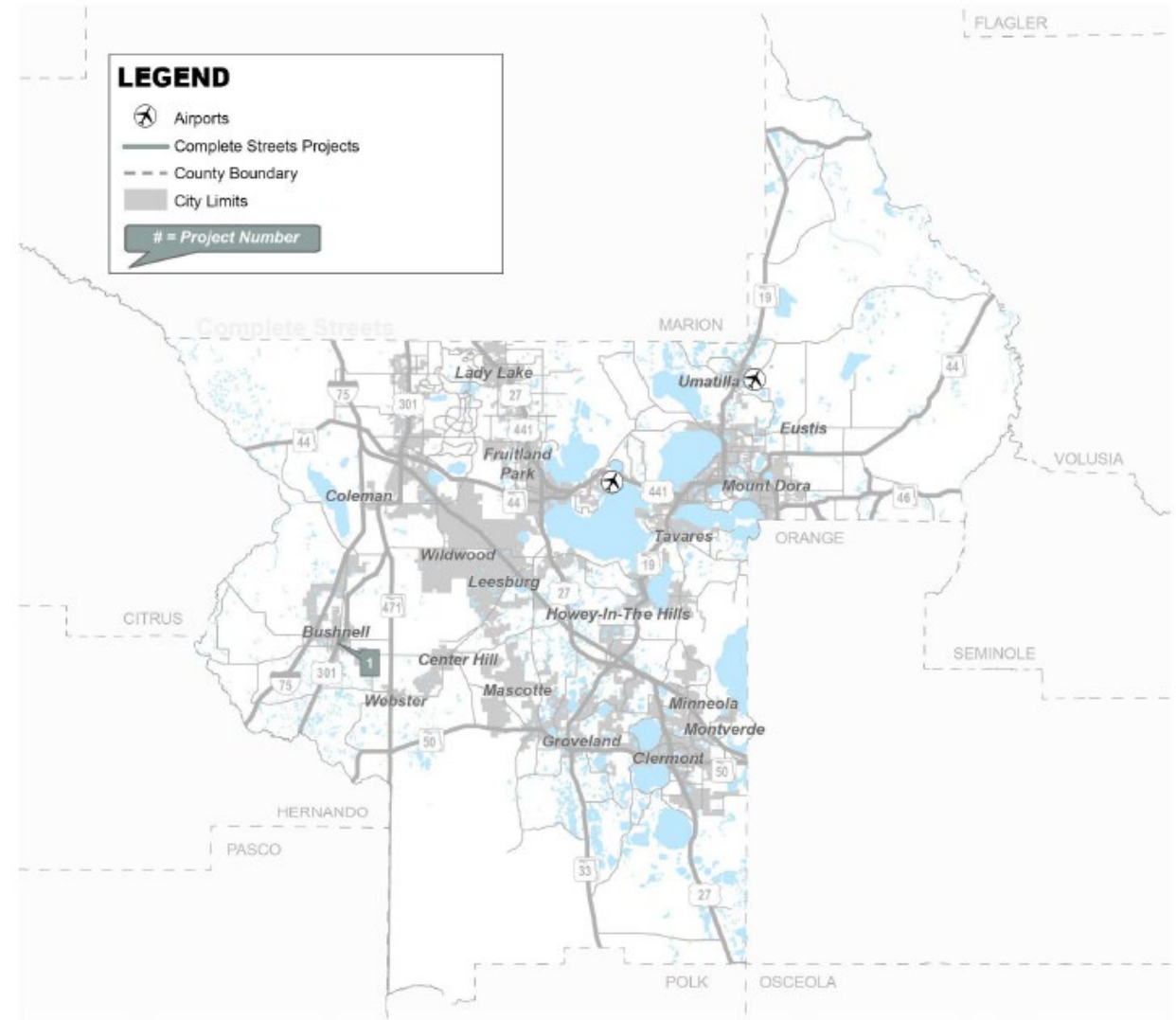
- The Lake-Sumter MPO adopted its List of Priority Projects (LOPP) in June 2022
- The 2022 LOPP was then submitted to FDOT to develop the FY 2024- 2028 Tentative Five-Year Work Program based on the priority projects
- The Five-Year Work Program is used to develop the draft TIP



# TIP Report : Minor Improvements

- New Project Category to be consistent with LOPP 2022

## COMPLETE STREETS PROJECTS



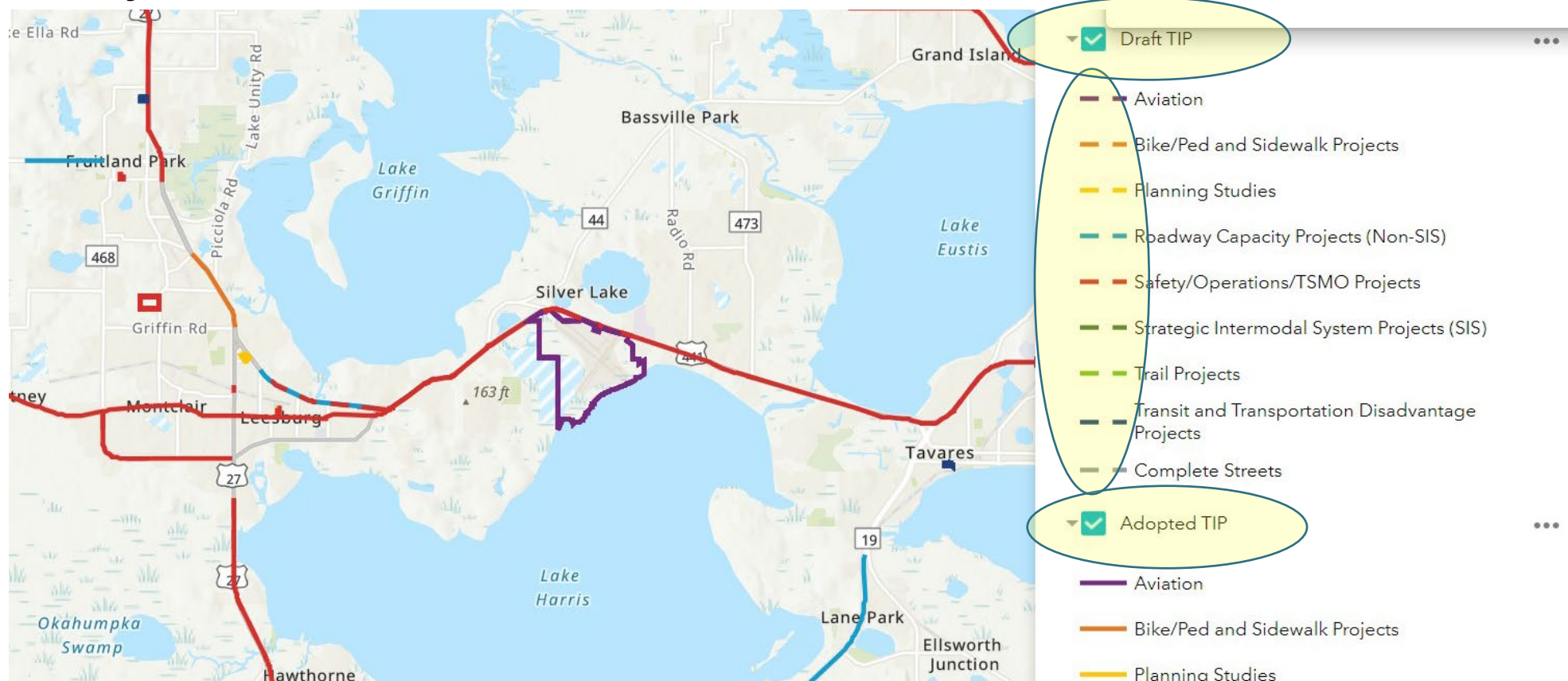
# TIP Report - Improvements

- Table Updated to show Top 20 vs. Project Category Priorities
- Table updated to show CMP Status

Safety Ops TSMO		Lake-Sumter MPO TIP FY 2024-2028										14 of 27		
<b>27</b>	Top 20	Project Description:		<b>HAMMOCK RIDGE RD ROUNDABOUT</b>						FM#	Funding Source(s):		Federal, Local	
		Work Description:		<b>ROUNDABOUT</b>						4494541	LRTP Page:		Pg. 2-3	
		CMP Status:		<b>Extremely Congested (2021)</b>										
Phase	<2024	2024	2025	2026	2027	2028	>2028	Amount Funded						
CAP	\$ -	\$ -	\$ -	\$ -	\$ -	\$ -	\$ -	\$ -	\$ -	\$ -	\$ -	\$ -		
CST	\$ -	\$ -	\$ -	\$ -	\$ -	\$ -	\$ -	\$ -	\$ -	\$ -	\$ -	\$ -		
ENV	\$ -	\$ -	\$ -	\$ -	\$ -	\$ -	\$ -	\$ -	\$ -	\$ -	\$ -	\$ -		
MNT	\$ -	\$ -	\$ -	\$ -	\$ -	\$ -	\$ -	\$ -	\$ -	\$ -	\$ -	\$ -		
MSC	\$ -	\$ -	\$ -	\$ -	\$ -	\$ -	\$ -	\$ -	\$ -	\$ -	\$ -	\$ -		
PE	\$ -	\$ -	\$ -	\$ 750,000	\$ -	\$ -	\$ -	\$ -	\$ -	\$ -	\$ -	\$ 750,000		
RRU	\$ -	\$ -	\$ -	\$ -	\$ -	\$ -	\$ -	\$ -	\$ -	\$ -	\$ -	\$ -		
<b>Total</b>	\$ -	\$ -	\$ -	\$ 750,000	\$ -	\$ -	\$ -	\$ -	\$ -	\$ -	\$ -	\$ 750,000		
Responsible Agency:		LAKE COUNTY BOCC					County:		LAKE		<b>Total Project Cost:</b>		<b>\$ 750,000</b>	

# Web Application

- Easy to Search Projects
- Compare Draft vs Adopted TIP Projects
- Project Categories and Color Relate to TIP Report for Easy Reference





## 02

2024-2028 TIP by the Numbers




# Executive Summary

**7**

of the **Top 2022**  
LOPP Projects are listed  
in the FY 2024 TIP

## Project Categories that made the list of 10 Top 20:

- Strategic Intermodal System Project (SIS)
- Roadway Capacity Projects (Non-SIS)
- Safety/Operations/TSMO Projects
- Trail Projects



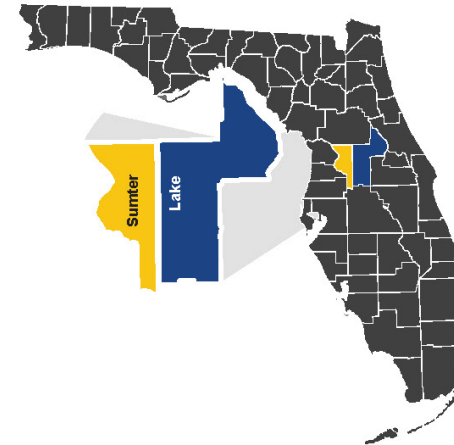
**96**  
TOTAL PROJECTS

PROJECT CATEGORY	CALCULATED TOTALS FY 2024 - 2028
Safety/Operations/TSMO Projects	\$221,035,280
Transit and Transportation Disadvantage Projects	\$64,856,499
Trail Projects	\$7,201,362
Strategic Intermodal System Projects (SIS)	\$606,310,887
Roadway Capacity Projects (Non-SIS)	\$225,756,210
Aviation	\$6,673,000
Planning Studies	\$4,346,811
Bike/Ped and Sidewalk Projects	\$816,795
Complete Streets	\$2,017,154
<b>TOTAL</b>	<b>\$1,139,013,998</b>

**13**

## CAPACITY IMPROVEMENT PROJECTS

have funding identified in  
the FY 2024-2028 TIP  
totalling over



**53**

**SAFETY PROJECTS**  
included in the FY 2024 TIP

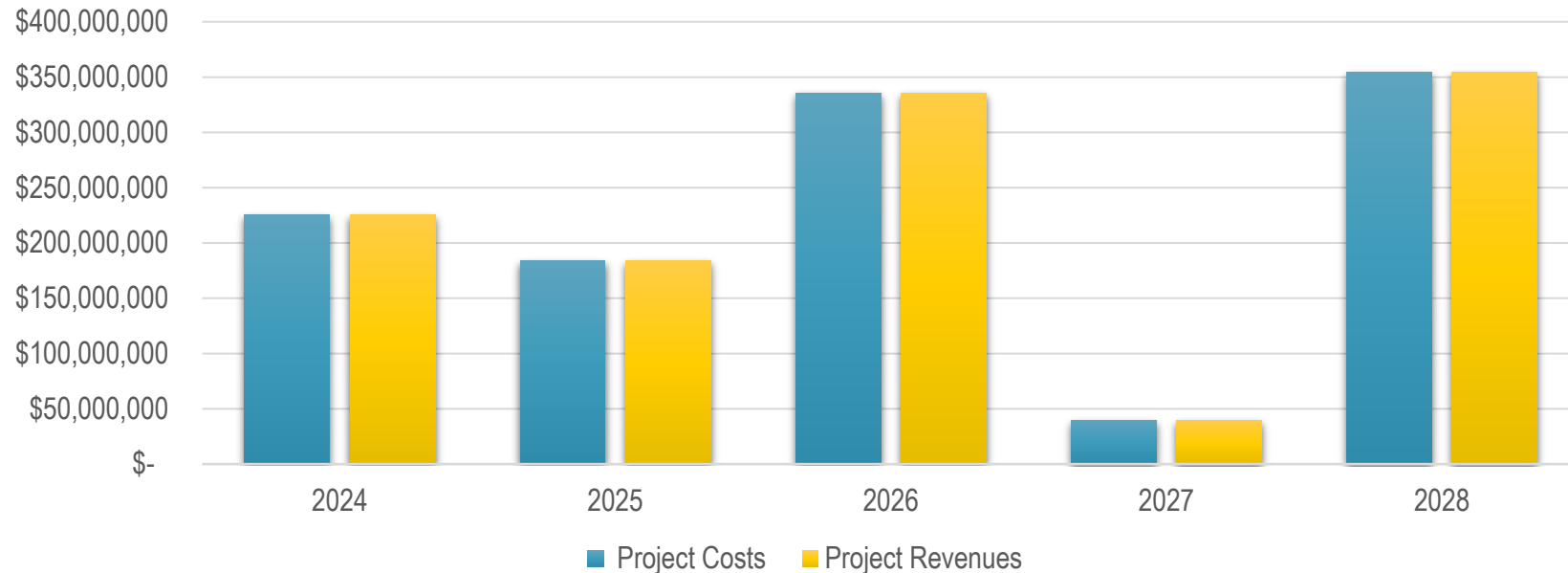


**TOTALLING OVER**  
**\$221**  
MILLION

# Project Costs and Revenue FY 2024-2028

Funding Source	2024	2025	2026	2027	2028	TIP Total	Total Project Costs*
Federal	\$ 57,027,142	\$ 50,181,151	\$ 64,674,273	\$ 8,380,364	\$ 7,342,357	\$ 187,605,287	\$ 223,127,019
Local	\$ 17,963,673	\$ 9,724,287	\$ 10,911,362	\$ 11,437,125	\$ 4,047,672	\$ 54,084,119	\$ 63,465,416
R/W and Bridge Bonds	\$ 7,750,000	\$ -	\$ -	\$ -	\$ -	\$ 7,750,000	\$ 7,750,000
State 100%	\$ 116,385,547	\$ 103,818,193	\$ 100,233,649	\$ 14,795,641	\$ 5,450,924	\$ 340,683,954	\$ 449,107,621
Toll/Turnpike	\$ 26,574,454	\$ 20,358,078	\$ 159,518,660	\$ 5,231,516	\$ 337,207,930	\$ 548,890,638	\$ 668,865,229
<b>Total</b>	<b>\$ 225,700,816</b>	<b>\$ 184,081,709</b>	<b>\$ 335,337,944</b>	<b>\$ 39,844,646</b>	<b>\$ 354,048,883</b>	<b>\$ 1,139,013,998.00</b>	<b>\$ 1,412,315,285</b>

\*Total Project Costs include historic (<2024) and future costs (>2028)



# Project Category Cost FY 2024- 2028

Project Category	2024	2025	2026	2027	2028	Total	Total Project Category Costs*
Safety/Operations/TSMO Projects	\$ 83,765,010	\$ 51,243,878	\$ 74,909,403	\$ 6,718,754	\$ 4,398,235	\$ 221,035,280.00	\$ 306,110,600
Transit and Transportation Disadvantage Projects	\$ 15,158,141	\$ 12,746,938	\$ 12,857,026	\$ 12,970,650	\$ 11,123,744	\$ 64,856,499.00	\$ 97,660,915
Trail Projects	\$ 298,900	\$ 4,386,985	\$ 2,515,477	\$ -	\$ -	\$ 7,201,362.00	\$ 12,731,492
Strategic Intermodal System Projects (SIS)	\$ 55,159,137	\$ 39,372,021	\$ 169,353,315	\$ 5,225,000	\$ 337,201,414	\$ 606,310,887.00	\$ 752,989,791
Roadway Capacity Projects (Non-SIS)	\$ 65,731,441	\$ 73,782,536	\$ 73,702,233	\$ 12,540,000	\$ -	\$ 225,756,210.00	\$ 228,027,599
Aviation	\$ 2,423,000	\$ 1,650,000	\$ 1,125,000	\$ 1,025,000	\$ 450,000	\$ 6,673,000.00	\$ 6,673,000
Planning Studies	\$ 855,990	\$ 864,351	\$ 875,490	\$ 875,490	\$ 875,490	\$ 4,346,811.00	\$ 5,287,939
Bike/Ped and Sidewalk Projects	\$ 292,043	\$ 35,000	\$ -	\$ 489,752	\$ -	\$ 816,795.00	\$ 816,795
Complete Streets	\$ 2,017,154	\$ -	\$ -	\$ -	\$ -	\$ 2,017,154.00	\$ 2,017,154
<b>Total</b>	<b>\$ 225,700,816</b>	<b>\$ 184,081,709</b>	<b>\$ 335,337,944</b>	<b>\$ 39,844,646</b>	<b>\$ 354,048,883</b>	<b>\$ 1,139,013,998.00</b>	<b>\$ 1,412,315,285</b>

\*Total Project Costs include historic (<2024) and future costs (>2028)

# Project Category Percentages FY 2024-2028

