

PM2: Bridge and Pavement



Florida Department of Transportation Office of Policy Planning

Performance Management

February 2023

OVERVIEW

The second Federal Highway Administration (FHWA) performance management rule establishes measures to assess the condition of bridges and pavement on the National Highway System (NHS) and the process for the Florida Department of Transportation (FDOT) and Florida's Metropolitan Planning Organizations (MPO) to establish and report targets.*

PAVEMENT PERFORMANCE MEASURES

- » Percentage of pavements on the Interstate System in **GOOD** condition.
- » Percentage of pavements on the Interstate System in **POOR** condition.
- » Percentage of pavements on the non-Interstate NHS in **GOOD** condition.
- » Percentage of pavements on the non-Interstate NHS in **POOR** condition.

BRIDGE PERFORMANCE MEASURES

- » Percentage of NHS bridges (by deck area) in **GOOD** condition.
- » Percentage of NHS bridges (by deck area) in **POOR** condition.

GOOD CONDITION

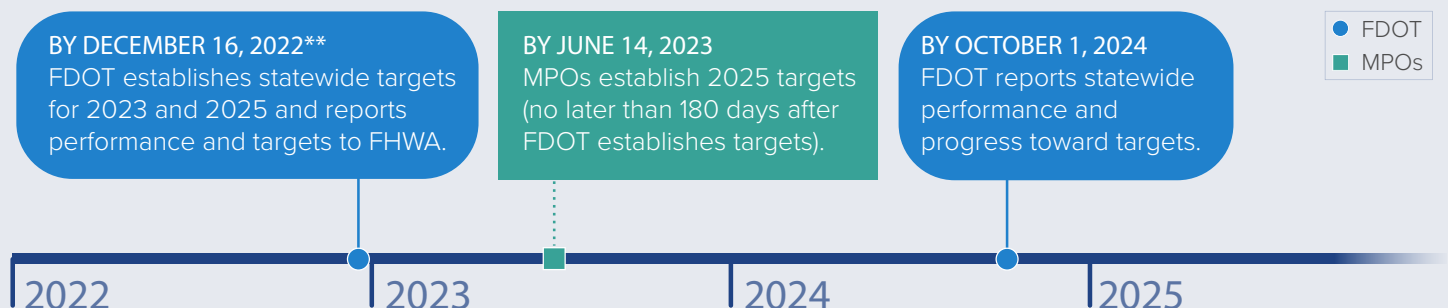
Suggests no major investment is needed.

POOR CONDITION

Suggests major investment is needed.

TIMELINE

SECOND Performance Period (January 1, 2022 to December 31, 2025)



* Please refer to the [fact sheet](#) addressing *MPO Requirements* for information about MPO targets and planning processes.

** FHWA changed the due date from October 1, 2022 due to a technical issue with the reporting system.

EXISTING STATEWIDE CONDITIONS

NHS Bridges

Year	in Good Condition	in Poor Condition
2017	67.7%	1.2%
2018	66.6%	1.2%
2019	66.2%	1.2%
2020	65.5%	0.5%
2021 (Baseline)	61.3%	0.5%

Interstate Pavements

Year	in Good Condition	in Poor Condition
2017	66.1%	0.0%
2018	54.2%	0.6%
2019	68.0%	0.5%
2020	68.8%	0.6%
2021 (Baseline)	70.5%	0.7%

Non-Interstate NHS Pavements

Year	in Good Condition	in Poor Condition
2017	44.0%	0.4%
2018	39.9%	0.4%
2019	41.0%	0.3%
2020	41.0%	0.3%
2021 (Baseline)	47.5%	1.1%

Source: FDOT and FHWA.

STATEWIDE TARGETS

FDOT established 2023 and 2025 targets for NHS bridge and pavement on December 16, 2022. These targets are identical to those set for 2019 and 2021, respectively. Florida's performance through 2021 exceeds the targets.

Performance Measure	2023 Target	2025 Target
Bridge		
% of NHS bridges (by deck area) in GOOD condition	50.0%	50.0%
% of NHS bridges (by deck area) in POOR condition	10.0%	10.0%
Pavement		
% of Interstate pavements in GOOD condition	60.0%	60.0%
% of Interstate pavements in POOR condition	5.0%	5.0%
% of non-Interstate NHS pavements in GOOD condition	40.0%	40.0%
% of non-Interstate NHS pavements in POOR condition	5.0%	5.0%

MPO TARGETS

MPOs must set 2025 targets by June 14, 2023 (within 180 days after FDOT set the statewide targets). MPOs have the option of supporting the statewide targets or establishing their own targets for the MPO planning area.

The TIP must include the most recent reported performance and targets as well as a description of how the investments contribute to achieving the targets. The LRTP must include a System Performance Report that discusses performance and the progress achieved in meeting targets.

ASSESSMENT OF SIGNIFICANT PROGRESS

FHWA will determine if FDOT has made significant progress toward the achievement of each 2-year or 4-year statewide target if either:

- » The actual condition/performance level is better than the baseline performance; or
- » The actual performance level is equal to or better than the established target.

FHWA's determination of significant progress toward the 2021 bridge and pavement targets is anticipated in March 2023.

FHWA will not assess MPO target achievement. However, FHWA and FTA will review MPO adherence to performance management requirements as part of periodic transportation planning process reviews.

MINIMUM CONDITIONS

Every year, FHWA will assess if FDOT is meeting federal minimum condition standards for NHS bridges and Interstate pavements. If it is not, FDOT must obligate a specified percentage of available funds for maintenance of these facilities.

FDOT IS ON TRACK TO MEET MINIMUM CONDITION STANDARDS

- » **Bridge:** No more than 10 percent of total deck area of NHS bridges classified as Structurally Deficient (*Poor* condition) for three consecutive years. ✓
- » **Pavement:** No more than 5 percent of the Interstate System in *Poor* condition for most recent year. ✓

FOR MORE INFORMATION PLEASE CONTACT

Mike Neidhart, PhD, AICP, Metropolitan Planning Administrator

Florida Department of Transportation | Mike.Neidhart@dot.state.fl.us | (850) 414-4905

PM3: System Performance



Florida Department of Transportation Office of Policy Planning

Performance Management

February 2023

OVERVIEW

The third Federal Highway Administration (FHWA) performance management rule establishes measures to assess the reliability of passenger and truck freight travel on the National Highway System (NHS) and the process for the Florida Department of Transportation (FDOT) and Florida's Metropolitan Planning Organizations (MPO) to establish and report their targets.*

PERFORMANCE MEASURES

PERFORMANCE MEASURE	REFERRED TO AS	WHAT IT MEASURES
Percent of person-miles traveled on the Interstate that are reliable	Interstate reliability	Compares longer travel times (80 th percentile) to a normal travel time (50 th percentile). Vehicle occupancy is factored in to determine the person-miles traveled on segments considered reliable, and this is converted to a percent of total miles.
Percent of person-miles traveled on the non-Interstate NHS that are reliable	Non-Interstate NHS reliability	Compares longer travel times (80 th percentile) to a normal travel time (50 th percentile). Vehicle occupancy is factored in to determine the person-miles traveled on segments considered reliable, and this is converted to a percent of total miles.
Truck travel time reliability index (Interstate)	Truck reliability	Compares longer travel times (95 th percentile) to the normal travel time for trucks. This is expressed as a ratio called the Truck Travel Time Reliability Index, or TTTR.

The PM3 rule also defines measures for assessing the CMAQ Program that apply only to states and MPOs that are in a designated air quality non attainment areas or maintenance areas. Florida does not have any applicable areas, therefore the CMAQ measures are not addressed in this fact sheet.

TIMELINE




* Please refer to the [fact sheet](#) addressing *MPO Requirements* for information about MPO targets and planning processes.

** FHWA changed the due date from October 1, 2022 due to a technical issue with the reporting system.

EXISTING STATEWIDE CONDITIONS

INTERSTATE RELIABILITY

Percent of person-miles traveled on the Interstate that are reliable




NON-INTERSTATE NHS RELIABILITY

Percent of person-miles traveled on the non-Interstate NHS that are reliable



TRUCK RELIABILITY

Truck travel time reliability index (Interstate)



Source: PM3 Report on Regional Integrated Transportation Information System (RITIS) platform using National Performance Management Data Research Data Set (NPMRDS).

STATEWIDE TARGETS

FDOT established the following 2023 and 2025 targets on December 16, 2022. These targets are identical to those set for 2019 and 2021, respectively. Florida's performance through 2021 exceeds the targets.

PERFORMANCE MEASURE	2023 TARGET	2025 TARGET
INTERSTATE RELIABILITY	75.0%	70.0%
NON-INTERSTATE NHS RELIABILITY	50.0%	50.0%
TRUCK RELIABILITY	1.75	2.00

MPO TARGETS

MPOs must set 2025 targets by June 14, 2023 (within 180 days after FDOT set the statewide targets). MPOs have the option of supporting the statewide targets or establishing their own targets for the MPO planning area.

The TIP must include the most recent reported performance and targets as well as a description of how the investments contribute to achieving the targets. The LRTP must include a System Performance Report that discusses performance and the progress achieved in meeting targets.

ASSESSMENT OF SIGNIFICANT PROGRESS

FHWA will determine that FDOT has made significant progress toward the achievement of each 2-year or 4-year statewide target if either:

- » The actual performance level is better than the baseline performance; or
- » The actual performance level is equal to or better than the established target.

FHWA's determination of significant progress toward the 2021 interstate reliability and truck reliability targets is anticipated in March 2023. If FDOT does not make significant progress toward achieving a reliability target, it must document the actions it will take to achieve the target. For the truck reliability measure, it must provide additional freight congestion analysis and documentation.

FHWA will not assess MPO target achievement. However, FHWA and FTA will review MPO adherence to performance management requirements as part of periodic transportation planning process reviews.

FOR MORE INFORMATION PLEASE CONTACT

Mike Neidhart, PhD, AICP, Metropolitan Planning Administrator

Florida Department of Transportation | Mike.Neidhart@dot.state.fl.us | (850) 414-4905