



# Lake-Sumter MPO Technical Advisory Committee Agenda

*Date / Time:* June 14, 2023 | 1:30 PM

## Lake-Sumter MPO - Technical Advisory Committee (TAC) Meeting - June 2023

Jun 14, 2023, 1:30 – 3:00 PM (America/New York)

Please join my meeting from your computer, tablet or smartphone.

<https://meet.goto.com/558101549>

You can also dial in using your phone.

Access Code: 558-101-549

United States (Toll Free): [1 866 899 4679](tel:18668994679)

United States: [+1 \(571\) 317-3116](tel:+15713173116)

Get the app now and be ready when your first meeting starts:

<https://meet.goto.com/install>

---

## OPENING

- A. Call to Order
- B. Proper Noticing
- C. Determination of Quorum
- D. Motion to allow virtual member voting if required.

---

## I. AGENDA UPDATE

Proposed revisions to today's Agenda

---

## II. COMMENTS FROM THE GENERAL PUBLIC ON ANY AGENDA ITEMS

Any person may request permission from the Chair to speak to an item on the Agenda by coming to the meeting in person, virtually or by sending an email to [michael.woods@lakesumtermpo.com](mailto:michael.woods@lakesumtermpo.com) containing the speaker's full name and email address, phone number, and the agenda item to be discussed. Emailed requests should be submitted 24 hours before the scheduled meeting or workshop.

---

## III. CONSENT AGENDA

Recommendation for approval is requested for Agenda Items.

- A. Approval of [April 12, 2023, Meeting Minutes](#)
- B. 2023-2024 Unified Planning Work Program (UPWP) [Amendment](#)

- i. This amendment moves funds and add text into Task 1 Administration, for the Update and Development of the new MPO Apportionment Plan, Metropolitan Planning Area, and the Urbanized Area based on the 2020 Census data. This update also includes development and coordination of unified planning documents and process for shared urbanized areas within the Lake~Sumter MPO Planning Area Boundary.
- ii. This amendment adds funds into Task 3 Long Range Planning for preliminary work on the 2050 LRTP.
- iii. This amendment adds funds and text to Task 4 Special Studies, for the assessment of projects in the TIP and LOPP for IJA funding opportunities and other implementation strategies.

---

## IV. ACTION ITEMS

### A. 2023 LIST OF PRIORITY PROJECTS (LOPP)

**Consideration of Resolution 2023-4 Approving the 2023 List of Priority Projects.** The List of Priority Projects (LOPP) document that all Metropolitan Planning Organizations (MPOs) are required to develop annually. The LOPP represents the **unfunded** transportation improvements that were not programmed for the following five years in order of priority. The Florida Department of Transportation (FDOT) uses each MPO's LOPP to aid in their decisions about which projects should be added to their Work Program each year. The Lake~Sumter MPO approves its LOPP annually. Approval of the 2023 LOPP will include an update to the CFMPOA Regional LOPP for SIS, Regional Trails, Regional Transit, and TRIP projects, the CFMPOA Regional LOPP is summary of regional project in District Five and not a prioritized list of projects.

**Attachments:** [2023 DRAFT List of Priority Projects](#)

Staff recommends approval the 2023 LOPP as presented.

### B. 2024-2028 TRANSPORTATION IMPROVEMENT PROGRAM (TIP)

**Consideration of Resolution 2023-5 Approving the FY2024 – 2028 Transportation Improvement Program.** The five-year Transportation Improvement Program (TIP) document is based on several funding sources, including the FDOT Tentative Work Program and the Florida Turnpike Enterprise Work Program. The DRAFT TIP for FY 2024 -2028 will be presented for adopted at the MPO Governing Board Public Hearing on June 21, 2023.

**Attachment:** [2024-2028 TIP](#)

Staff recommends approving Resolution 2023-5 adopting the Transportation Improvement Program for FY2024-2028 as presented.

### C. 2045 LONG RANGE TRANSPORTATION PLAN AMENDMENT (LRTP)

**Consideration of Resolution 2023-6 Amending the TRANSPORTATION 2045 Long Range Transportation Plan**



# Lake-Sumter MPO Technical Advisory Committee Agenda

*Date / Time:* June 14, 2023 | 1:30 PM

The Florida Department of Transportation (FDOT) request changes to be made to the Lake~Sumter Metropolitan Planning Organization's Adopted 2045 Long Range Transportation Plan (LRTP) to reflect the Department's Work Program. The Long Range Transportation Plan (LRTP) is revised and adopted every five years by the Lake-Sumter MPO. This amendment has been developed to update the 2045 LRTP.

Attachments: [2045 LRTP Amendment Packet](#)

Staff recommends approval of Resolution 2023-6 amending the 2045 LRTP as presented.

---

## PRESENTATIONS, STATUS REPORTS

- A. [Transit Update](#)
- B. [FDOT Report](#)
- C. [FTE Report](#)
- D. County, City Updates, Committee Member Comments

---

## D. ADJOURNMENT NEXT MEETING: OCTOBER 11, 2023 @ 1:30

Pursuant to the provisions of Chapter 286, Florida Statutes, Section 286.0105, if any person decides to appeal any decision made by the above named board with respect to any matter considered at the meeting, he or she may need to ensure that a verbatim record of the proceedings is made, which record includes the testimony and evidence upon which the appeal is to be based. All interested citizens are welcome to attend. Persons with disabilities needing assistance to participate in any of the proceedings should contact (352) 315- 0170, 48 hours in advance of the meeting.

Minutes  
Lake-Sumter Metropolitan Planning Organization  
Technical Advisory Committee (TAC) Meeting

Wednesday, April 12, 2023  
Regular Meeting, 1:30 p.m.

1300 Citizens Blvd., Suite 175  
Leesburg, Florida 34748  
Phone (352) 315-0170

OPENING

Chair George Marek, called the meeting to order at 1:30 p.m.; and confirmed the meeting was properly noticed and a quorum was not present. (2 voting members in person)

Members Present

Melving Isaac	Lake County
Helen LaValley	Lake County Schools
Deborah Snyder	Sumter County
Rick Gierok	City of Eustis
David Ausherman	City of Groveland
Wendy Then	Town of Lady Lake
Cliff Kelsey	City of Leesburg
Joyce Heffington	City of Minneola
George Marek - Chair	City of Mount Dora
Melanie Peavy	City of Wildwood

Members Absent

Jill Brown	Lake County/Transit
Stephen Cross	Town of Astatula
Mike Eastburn	City of Bushnell
John Kruse	City of Clermont
Rob Dicus	City of Fruitland Park
Max Spann	City of Mascotte
Antonio Fabre	City of Tavares
Aaron Mercer	City of Umatilla

Staff Present

Mike Woods	Executive Director
Doris LeMay	Financial Coordinator

- I. AGENDA UPDATE  
Move Discussion items before Action Items.
- II. COMMENTS FROM THE GENERAL PUBLIC ON ANY AGENDA ITEMS  
None

Cliff Kelsey arrived at meeting (3 voting members).

### III. ACTION ITEMS

- A. Approval of TAC February 8, 2023, Meeting Minutes

Motion was made by Cliff Kelsey to approve Item A on the Consent Agenda, seconded by Deborah Snyder – motion passed 3-0.

- B. Lake~Sumter MPO Transportation Improvement Program (TIP) 2023-2027 Amendment.

Motion was made by Cliff Kelsey to approve Item B on the Consent Agenda, seconded by Deborah Snyder – motion passed 3-0.

### IV. DISCUSSION ITEMS

- A. 2023 DRAFT List of Priority Projects (LOPP)- Preliminary DRAFT Review  
Jim Wood Kimley Horn & Associates and Michael Woods Lake Sumter MPO provided a brief overview of the 2023 DRAFT LOPP. Discussion continued.
- B. FDOT Decennial Functional Classification Review – Alice Giuliani and Jason Learned
- C. Lake~Sumter MPO Working DRAFT Transportation Improvement Program FY 2024-2028. Michael Woods, Lake Sumter MPO

### V. PRESENTATIONS, STATUS REPORTS

- A. FDOT Report - Rakinya Hinson introduced Yessenia Encarnacion
- B. FTE Report - Siasoi Fine
- C. Transit Report
- D. County, City Updates, Committee Member Comments

- VI. ADJOURNMENT There being no further business, meeting adjourned at 2:24 p.m.

---

George Marek, Chair



# Unified Planning Work Program

July 1, 2022 – June 30, 2023 &  
July 1, 2023 – June 30, 2024

**Prepared by:**

Lake-Sumter Metropolitan Planning Organization  
1300 Citizens Blvd, Suite 175  
Leesburg, FL 34748  
[www.LakeSumterMPO.com](http://www.LakeSumterMPO.com)

## AMENDMENT PACKET FOR REVIEW

FY 2022/23 through FY 2023/24  
FM# 439329-4-14-01  
FM# 431400-1-14-30  
FAP# 0457-060-M

Code of Federal Domestic Assistance Numbers:

20.205 – Highway Planning and Construction  
20.505 – Federal Transit Technical Studies Grant (Metropolitan Planning)



Adopted: April 27, 2022 (Effective July 1, 2022)  
Amended: November 7, 2022  
Amended: March 15, 2023  
Amended: April 21, 2023  
Amended: April 21, 2023

The preparation of this report was financed in part by the U.S. Department of Transportation, the Federal Highway Administration, the Federal Transit Administration with the Florida Department of Transportation, Transportation Disadvantaged Trust Fund, and local participating governments. The views and opinions of this report do not necessarily reflect the official views or policy of the U.S. Department of Transportation.

Public participation is solicited without regard to race, color, national origin, age, sex, religion, disability, or family status.

# ORIGINAL/PROPOSED

## **Task 6.0 MPO Regional Activities**

This Task includes the regional visioning and planning initiatives occurring in Central Florida. This Task also includes participation in the Florida MPO Advisory Council (MPOAC) and the Central Florida Metropolitan Planning Organization Alliance (CFMPOA). Activities include coordination with state and regional agencies on special planning efforts and statewide visioning and planning initiatives. Also included are the monitoring of federal and state legislative issues and the development of MPO Board policy, positions, and priorities.

## TASK 1 ADMINISTRATION AND MANAGEMENT OF PLANNING PROCESS

### **Purpose**

To conduct the metropolitan planning processes in conformance with applicable federal (23 CFR 450) and state statutes and to ensure the maintenance of a successful 3-C (continuing, comprehensive and cooperative) transportation planning process for the Lake~Sumter MPO Planning Area.

### **Previous Work**

Preparation and distribution of planning documents, technical assistance, and documents for MPO/TPO Board and committee meetings. Coordination with federal, state, and local partners. Preparation of contracts and agreements. Preparation of certification documents. Attendance at workshops and training sessions.

### **Task 1: Administration and Management of Planning Process - Activities for Fiscal Years 2023 and 2024**

Description of Planning Work	Resulting Products	Completion Date
Perform financial tasks including the audit report, budget, financial record keeping, preparation of invoices, grant reconciliations, etc.	Budgets, contracts, and financial records, FDOT audits, invoices	On-going
	Audit Report	Annually
Administer MPO Governing Board and Advisory Committees	Agenda packages, minutes, audio files, presentations, meeting summaries, website postings. Managing all communications: phone calls, texts, e-mails, and written correspondence.	Monthly
Monitor the two-year UPWP, process modifications and amendments, coordinate tasks with participating agencies, submit progress reports and invoices to FDOT, and adopt the FY23-24 UPWP	Progress Reports*	Monthly
	Amendments and modifications*	As Needed
	FY 25-26 UPWP*	Spring of 2024
Monitor, review and update the Continuity of Operations Plan (COOP). Review and coordinate plans for transportation services	Updated COOP*	As Needed

# ORIGINAL

Description of Planning Work	Resulting Products	Completion Date
following natural or man-made emergencies.		
Participate in state certification review	Responses to certification questions and updates to the Board	Annually as directed by FDOT
Legal services	Contracts, resolutions, documents, procedures approved for legal sufficiency	As Needed
Select and Manage Consultant Support	Advertising, selection, and award of General Planning Consultant Contracts, project RFP Contracts, and other consulting services as needed. Review and submittal of consultant invoices and project status report.	As Needed
Management and Maintenance of the MPO Office Complex and Operations	Lease payment, office maintenance, safety, and security of personnel, MPO signage, cleaning of MPO utilized facilities. Purchase of office equipment and supplies, postage. Website hosting, Webmaster services, and updates.	On-going
Develop Transition Plan to prepare for anticipated Transportation Management Area (TMA) designation based on 2020 Census population updates	MPO Transition Plan with a framework and action plan for implementing identified organizational, staff, and programmatic changes*	June 2024 or after TMA designation
Travel and Training	Necessary travel to trainings and industry conferences and workshops to ensure that the MPO staff are current on state of the practice.	On-going

The responsible agency for all tasks is the Lake~Sumter MPO, unless otherwise noted.

Consultant-supported activities are denoted by \*. Detail regarding all consultant-supported activities will be submitted to FDOT/FHWA for review and approval as task orders/Requests for Proposal (RFPs) are developed.

\*\* Please note: Lake-Sumter MPO understands that equipment purchases equal to or over \$5,000 included in Budget Category D (Direct expenses) in Table 3.1 on the following page will be submitted to FHWA for review and approval.



# ORIGINAL

Task 1 Administration and Management						
2023						
Funding Source	FHWA		FFY 21 FTA 5305(d)		FY 2023 Total	
Contract Number	G2795		G1X23			
Source Level	PL	Total	Federal	Total		
Personnel (salary and benefits)						
MPO Staff Salaries	\$ 197,510	-		-		\$ 197,510
<b>Personnel (salary and benefits)</b>	<b>\$ 197,510</b>	<b>\$ 197,510</b>	<b>\$ -</b>	<b>\$ -</b>		<b>\$ 197,510</b>
Consultant						
Consulting Services	\$ 37,272	-	\$ 1,734	-		\$ 39,006
Accounting/Financial Analysis	\$ 54,200	-		-		\$ 54,200
<b>Consultant Subtotal</b>	<b>\$ 91,472</b>	<b>\$ 91,472</b>	<b>\$ 1,734</b>	<b>\$ 1,734</b>		<b>\$ 93,206</b>
Travel						
Travel/Training	\$ 4,250	-		-		\$ 4,250
<b>Travel Subtotal</b>	<b>\$ 4,250</b>	<b>\$ 4,250</b>	<b>\$ -</b>	<b>\$ -</b>		<b>\$ 4,250</b>
Direct Expenses						
Annual Financial Audit	\$ 15,000	-		-		\$ 15,000
Telecommunications	\$ 4,560	-		-		\$ 4,560
Freight and Postage	\$ 200		\$ 100			\$ 300
Office Lease	\$ 33,500					\$ 33,500
Insurance	\$ 4,351	-		-		\$ 4,351
Lake County Document Services	\$ 1,000	-		-		\$ 1,000
Support Services by Lake County	\$ 29,000					\$ 29,000
Legal Advertisements	\$ 500					\$ 500
Office Supplies	\$ 3,000					\$ 3,000
Info Tech Supplies	\$ 8,751					\$ 8,751
Janitorial Services	\$ 3,500					\$ 3,500
<b>Direct Expenses Subtotal</b>	<b>\$ 103,362</b>	<b>\$ 103,362</b>	<b>\$ 100</b>	<b>\$ 100</b>		<b>\$ 103,462</b>
<b>Total</b>	<b>\$ 396,594</b>	<b>\$ 396,594</b>	<b>\$ 1,834</b>	<b>\$ 1,834</b>		<b>\$ 398,428</b>
2024						
Funding Source	FHWA				FY 2024 Total	
Contract Number	G2795					
Source	PL	Total	Total			
Personnel (salary and benefits)						
MPO Staff Salaries	\$ 193,510	-		-		\$ 193,510
<b>Personnel (salary and benefits)</b>	<b>\$ 193,510</b>	<b>\$ 193,510</b>	<b>\$ -</b>	<b>\$ -</b>		<b>\$ 193,510</b>
Consultant						
Consulting Services	\$ 41,522	-		-		\$ 41,522
Accounting/Financial Analysis	\$ 64,200	-		-		\$ 64,200
<b>Consultant Subtotal</b>	<b>\$ 105,722</b>	<b>\$ 105,722</b>	<b>\$ -</b>	<b>\$ -</b>		<b>\$ 105,722</b>
Travel						
Travel/Training	\$ 4,250	-		-		\$ 4,250
<b>Travel Subtotal</b>	<b>\$ 4,250</b>	<b>\$ 4,250</b>	<b>\$ -</b>	<b>\$ -</b>		<b>\$ 4,250</b>
Direct Expenses						
Annual Financial Audit	\$ 15,000	-		-		\$ 15,000
Telecommunications	\$ 3,060					\$ 3,060
Freight and Postage	\$ 200					\$ 200
Office Lease	\$ 34,500					\$ 34,500
Insurance	\$ 4,351					\$ 4,351
Lake County Document Services	\$ 3,000					\$ 3,000
Support Services by Lake County	\$ 29,000					\$ 29,000
Legal Advertisements	\$ 2,500					\$ 2,500
Office Supplies	\$ 5,000					\$ 5,000
Info Tech Supplies	\$ 7,200	-		-		\$ 7,200
Janitorial Services	\$ 3,500	-		-		\$ 3,500
<b>Direct Expenses Subtotal</b>	<b>\$ 107,311</b>	<b>\$ 107,311</b>	<b>\$ -</b>	<b>\$ -</b>		<b>\$ 107,311</b>
<b>Total</b>	<b>\$ 410,793</b>	<b>\$ 410,793</b>	<b>\$ -</b>	<b>\$ -</b>		<b>\$ 410,793</b>

# PROPOSED

Description of Planning Work	Resulting Products	Completion Date
following natural or man-made emergencies.		
Participate in state certification review	Responses to certification questions and updates to the Board	Annually as directed by FDOT
Legal services	Contracts, resolutions, documents, procedures approved for legal sufficiency	As Needed
Select and Manage Consultant Support	Advertising, selection, and award of General Planning Consultant Contracts, project RFP Contracts, and other consulting services as needed. Review and submittal of consultant invoices and project status report.	As Needed
Management and Maintenance of the MPO Office Complex and Operations	Lease payment, office maintenance, safety, and security of personnel, MPO signage, cleaning of MPO utilized facilities. Purchase of office equipment and supplies, postage. Website hosting, Webmaster services, and updates.	On-going
<del>Develop Transition Plan to prepare for anticipated Transportation Management Area (TMA) designation based on 2020 Census population updates</del> <u>Develop and Update the Apportionment Plan, Metropolitan Planning Area, and Urbanized Area boundaries for the Lake-Sumter Metropolitan Planning Area (MPA) to reflect the 2020 Urbanized Area update.</u> <u>Development and coordination of unified planning documents and processes for shared urbanized areas within the Lake-Sumter MPO Planning Area Boundary.</u>	<del>MPO Transition Plan with a framework and action plan for implementing identified organizational, staff, and programmatic changes*</del> <u>MPO Apportionment Plan and Board Composition. GIS updates to MPA Boundaries and Urbanized Areas Maps. Unified Planning Documents*</u>	<del>June 2024 or after TMA designation</del>
Travel and Training	Necessary travel to trainings and industry conferences and workshops to ensure that the MPO staff are current on state of the practice.	On-going

The responsible agency for all tasks is the Lake-Sumter MPO, unless otherwise noted.

Consultant-supported activities are denoted by \*. Detail regarding all consultant-supported activities will be submitted to FDOT/FHWA for review and approval as task orders/Requests for Proposal (RFPs) are developed.

\*\* Please note: Lake-Sumter MPO understands that equipment purchases equal to or over \$5,000 included in Budget Category D (Direct expenses) in Table 3.1 on the following page will be submitted to FHWA for review and approval.

# PROPOSED

Task 1 Administration and Management						
2023						
Funding Source	FHWA		FFY 21 FTA 5305(d)		FY 2023 Total	
Contract Number	G2795		G1X23			
Source Level	PL	Total	Federal	Total		
Personnel (salary and benefits)						
MPO Staff Salaries	\$ 197,510	-		-		\$ 197,510
Personnel (salary and benefits)	\$ 197,510	\$ 197,510	\$ -	\$ -		\$ 197,510
Consultant						
Consulting Services	\$ 37,272	-	\$ 1,734	-		\$ 39,006
Accounting/Financial Analysis	\$ 54,200	-		-		\$ 54,200
		-		-		\$ -
		-		-		\$ -
		-		-		\$ -
Consultant Subtotal	\$ 91,472	\$ 91,472	\$ 1,734	\$ 1,734		\$ 93,206
Travel						
Travel/Training	\$ 4,250	-		-		\$ 4,250
Travel Subtotal	\$ 4,250	\$ 4,250	\$ -	\$ -		\$ 4,250
Direct Expenses						
Annual Financial Audit	\$ 15,000	-		-		\$ 15,000
Telecommunications	\$ 4,560	-		-		\$ 4,560
Freight and Postage	\$ 200		\$ 100			\$ 300
Office Lease	\$ 33,500					\$ 33,500
Insurance	\$ 4,351	-		-		\$ 4,351
Lake County Document Services	\$ 1,000	-		-		\$ 1,000
Support Services by Lake County	\$ 29,000					\$ 29,000
Legal Advertisements	\$ 500					\$ 500
Office Supplies	\$ 3,000					\$ 3,000
Info Tech Supplies	\$ 8,751					\$ 8,751
Janitorial Services	\$ 3,500					\$ 3,500
Direct Expenses Subtotal	\$ 103,362	\$ 103,362	\$ 100	\$ 100		\$ 103,462
Total	\$ 396,594	\$ 396,594	\$ 1,834	\$ 1,834		\$ 398,428
2024						
Funding Source	FHWA				FY 2024 Total	
Contract Number	G2795					
Source	PL	Total				
Personnel (salary and benefits)						
MPO Staff Salaries	\$ 193,510	-		-		\$ 193,510
Personnel (salary and benefits)	\$ 193,510	\$ 193,510	\$ -	\$ -		\$ 193,510
Consultant						
Consulting Services	\$ 91,522	-		-		\$ 91,522
Accounting/Financial Analysis	\$ 64,200	-		-		\$ 64,200
Consultant Subtotal	\$ 155,722	\$ 155,722	\$ -	\$ -		\$ 155,722
Travel						
Travel/Training	\$ 4,250	-		-		\$ 4,250
Travel Subtotal	\$ 4,250	\$ 4,250	\$ -	\$ -		\$ 4,250
Direct Expenses						
Annual Financial Audit	\$ 15,000	-		-		\$ 15,000
Telecommunications	\$ 3,060					\$ 3,060
Freight and Postage	\$ 200					\$ 200
Office Lease	\$ 34,500					\$ 34,500
Insurance	\$ 4,351					\$ 4,351
Lake County Document Services	\$ 3,000					\$ 3,000
Support Services by Lake County	\$ 29,000					\$ 29,000
Legal Advertisements	\$ 2,500					\$ 2,500
Office Supplies	\$ 5,000					\$ 5,000
Info Tech Supplies	\$ 7,200	-		-		\$ 7,200
Janitorial Services	\$ 3,500	-		-		\$ 3,500
Direct Expenses Subtotal	\$ 107,311	\$ 107,311	\$ -	\$ -		\$ 107,311
Total	\$ 460,793	\$ 460,793	\$ -	\$ -		\$ 460,793

# ORIGINAL/PROPOSED

## TASK 3 LONG RANGE PLANNING

### **Purpose**

To maintain, update and implement long-range planning that is technically sound and financially cost feasible with the goal to move people, create jobs, and strengthen communities. To maintain and annually update and publish the List of Priority Projects (LOPP) in June 2023 and 2024. Develop the 2050 LRTP. Conduct other long-range transportation planning efforts consistent with the LRTP, including transportation studies and the Efficient Transportation Decision Making process. Manage the MPOs Congestion Management Process, including collecting and analyzing transportation and safety data.

Additionally, as part of this Task, an up-to-date inventory of planning data will be collected and maintained including, but not limited to land use, travel patterns, travel mode, transit ridership, socio-economic information, and demographics for use in the MPO's Geographic Information System (GIS) and travel demand forecasting databases. The MPO's data collection and analysis efforts are directly linked to developing the LRTP, CMP, LOPP Performance-based project prioritization, and Performance Measure monitoring and reporting.

### **Previous Work**

Developed 2045 LRTP (Adopted December 2020). Adopted LOPP (June 2020, June 2021, June 2022), 2021 LOPP Amended October 2021. LRTP Policy development. Incorporation of Federal and State Performance measures.

### **Task 3: Long Range Planning Activities for Fiscal Years 2023 and 2024**

Description of Planning Work	Resulting Products	Completion Date
Planning Studies and Reports for the Development of the 2050 Long Range Transportation Plan; Develop and implement the update of the Public Participation Plan for the LRTP; Coordinate LRTP with local governments' comprehensive plans and with plans from other agencies and take steps to achieve plan consistency; Develop, measure, and report LRTP performance measures criteria based on FAST Act regulations and timelines annually; Integration of PTASP and transit targets into the LRTP; Develop, measure and analysis IJJA criteria and funding for the 2050 LRTP, and LOPP. Consultant support may be needed to obtain and provide quantitative technical support for performance-based planning and prioritization.	Implement the LRTP Projects*	On-going
	Performance Measures Report related to FAST Act, technical support for performance-based planning.*	June 2023 and June 2024
	Planning activities for the Development 2050 LRTP*	June 2024
	Amend 2050 LRTP* IJJA Plan for the MPO Planning areas*	As Needed
Data Collection and Analysis supporting Long Range Planning Activities	Report, Updates, Analysis, Monitoring, Amendments and Systems Planning for the Federal Performance Measure Report, Congestion Management Process, LRTP, LOPP, TSMO, and other Long Range Planning Activities*	June 2023, and June 2024, and as needed

# ORIGINAL

Description of Planning Work	Resulting Products	Completion Date
Collect, develop, maintain and analyze data to support the two-county area: including Socio-economic data such as low income, minority populations, auto ownership, limited English proficiency; Congestion Management Process (CMP); Multimodal systems data including safety, transit, and bicycle/pedestrian data; GIS data; Crash data; Traffic count database; roadway characteristics; the Vulnerable Roadway Users program. Develop, update and publish the List of Priority Projects. Annual LOPP fiscal and programmatic effectiveness analysis.	MPO Map Series and Updated GIS System Database*	On-going
	Development and update of LOPP. Annual LOPP fiscal and programmatic effectiveness report. *	June 2023 and June 2024
	Updated 2050 SE Data and interim years*	As Needed
Provision, compilation, and analysis of traffic, safety, and other applicable data to be utilized to inform and support the planning decisions and project prioritization of the MPO and its partner local governments; Development of GIS-based maps, custom reports, online dashboards, and data visualizations to communicate the performance of, and trends on the MPO area's transportation network.	Reports on required federal performance measures, safety incidents, and Annual Average Daily Traffic (AADT) *	June 2024
	Customized data sets*	
	Dashboards, maps, visualizations, and charts*	
Manage Consultant Support	Manage consultant project teams; review and approve consultant invoices, progress reports, and project documents.	As Needed

The responsible agency for all tasks is the Lake~Sumter MPO, unless otherwise noted.

Consultant-supported activities are denoted by \*. Detail regarding all consultant-supported activities will be submitted to FDOT/FHWA for review and approval as task orders/Requests for Proposal (RFPs) are developed.

Task 3 Long Range Planning								
2023								
Funding Source	FHWA		FFY 21 FTA 5305(d)		FFY 21 FTA 5305(d)			
Contract Number	G2795		G2761		G1X23		FY 2023 Total	
Source Level	PL	Total	Federal	Total	Federal	Total		
Personnel (salary and benefits)	\$ 22,713	\$ 22,713	\$ -	\$ -	\$ -	\$ -	\$ 22,713	
Consultant Subtotal	\$ 194,649	\$ 194,649	\$ -	\$ -	\$ 85,012	\$ 85,012	\$ 279,661	
<b>Total</b>	<b>\$ 217,361</b>	<b>\$ 217,361</b>	<b>\$ -</b>	<b>\$ -</b>	<b>\$ 85,012</b>	<b>\$ 85,012</b>	<b>\$ 302,373</b>	
2024								
Funding Source	FHWA							
Contract Number	G2795						FY 2024 Total	
Source	PL	Total	Total		Total			
Personnel (salary and benefits)	\$ 20,713	\$ 20,713	\$ -	\$ -	\$ -	\$ -	\$ 20,713	
Consultant Subtotal	\$ 110,686	\$ 110,686	\$ -	\$ -	\$ -	\$ -	\$ 110,686	
<b>Total</b>	<b>\$ 131,398</b>	<b>\$ 131,398</b>	<b>\$ -</b>	<b>\$ -</b>	<b>\$ -</b>	<b>\$ -</b>	<b>\$ 131,398</b>	

# PROPOSED

Description of Planning Work	Resulting Products	Completion Date
Collect, develop, maintain and analyze data to support the two-county area: including Socio-economic data such as low income, minority populations, auto ownership, limited English proficiency; Congestion Management Process (CMP); Multimodal systems data including safety, transit, and bicycle/pedestrian data; GIS data; Crash data; Traffic count database; roadway characteristics; the Vulnerable Roadway Users program. Develop, update and publish the List of Priority Projects. Annual LOPP fiscal and programmatic effectiveness analysis.	MPO Map Series and Updated GIS System Database*	On-going
	Development and update of LOPP. Annual LOPP fiscal and programmatic effectiveness report. *	June 2023 and June 2024
	Updated 2050 SE Data and interim years*	As Needed
Provision, compilation, and analysis of traffic, safety, and other applicable data to be utilized to inform and support the planning decisions and project prioritization of the MPO and its partner local governments; Development of GIS-based maps, custom reports, online dashboards, and data visualizations to communicate the performance of, and trends on the MPO area's transportation network.	Reports on required federal performance measures, safety incidents, and Annual Average Daily Traffic (AADT) *	June 2024
	Customized data sets*	
	Dashboards, maps, visualizations, and charts*	
Manage Consultant Support	Manage consultant project teams; review and approve consultant invoices, progress reports, and project documents.	As Needed

The responsible agency for all tasks is the Lake~Sumter MPO, unless otherwise noted.

Consultant-supported activities are denoted by \*. Detail regarding all consultant-supported activities will be submitted to FDOT/FHWA for review and approval as task orders/Requests for Proposal (RFPs) are developed.

Task 3 Long Range Planning								
2023								
Funding Source	FHWA		FFY 21 FTA 5305(d)		FFY 21 FTA 5305(d)		FY 2023 Total	
Contract Number	G2795		G2761		G1X23			
Source Level	PL	Total	Federal	Total	Federal	Total		
Personnel (salary and benefits)	\$ 22,713	\$ 22,713	\$ -	\$ -	\$ -	\$ -	\$ 22,713	\$ 22,713
Consultant Subtotal	\$ 194,649	\$ 194,649	\$ -	\$ -	\$ 85,012	\$ 85,012	\$ 279,661	\$ 279,661
<b>Total</b>	<b>\$ 217,361</b>	<b>\$ 217,361</b>	<b>\$ -</b>	<b>\$ -</b>	<b>\$ 85,012</b>	<b>\$ 85,012</b>	<b>\$ 302,373</b>	<b>\$ 302,373</b>
2024								
Funding Source	FHWA						FY 2024 Total	
Contract Number	G2795							
Source	PL	Total		Total		Total		
Personnel (salary and benefits)	\$ 20,713	\$ 20,713	\$ -	\$ -	\$ -	\$ -	\$ 20,713	\$ 20,713
Consultant Subtotal	\$ 165,686	\$ 165,686	\$ -	\$ -	\$ -	\$ -	\$ 165,686	\$ 165,686
<b>Total</b>	<b>\$ 186,398</b>	<b>\$ 186,398</b>	<b>\$ -</b>	<b>\$ -</b>	<b>\$ -</b>	<b>\$ -</b>	<b>\$ 186,398</b>	<b>\$ 186,398</b>

# ORIGINAL

## TASK 4 SPECIAL STUDIES

### Purpose

To conduct planning efforts across the various transportation modes and transportation-related systems, including congestion management, safety, and operations, public transportation, TSM&O, ITS, transportation disadvantaged, multimodal planning, bicycle and pedestrian, and freight planning.

### Previous Work

Transit Development Updates; Transportation Disadvantaged Service Plan (TDSP) updates for Sumter County and Lake County; Recommendation of CTCs for Lake County and Sumter County; bicycle and pedestrian planning; identified congested roadways and areas of safety concerns; managed ITS Study; the East Avenue Complete Streets Study and US 301 PD&E Study, Leesburg Main Street Complete Streets Study, and SR 471 Complete Streets Study.

### Task 4: Special Studies Activities for Fiscal Years 2023 and 2024

Description of Planning Work	Resulting Products	Completion Date
<ul style="list-style-type: none"> <li>▪ Public transportation planning, including fixed-route transit and para-transit planning</li> <li>▪ Implementation of MPO multimodal programs and studies including Regional Trails, Sidewalks, Safe School Emphasis Areas, Complete Streets, Management and Operations, Intelligent Transportation Systems, Traffic Impact Analysis Reviews (TIA), Development Impact Reviews, Financial and Funding Studies</li> <li>▪ Coordinate with agencies and local governments on safety initiatives</li> <li>▪ Coordinate process for new 5-year TDSPs for Lake County and Sumter County and annual minor updates</li> <li>▪ Transit Asset Management (TAM)</li> <li>▪ Coordination with Public Transportation Agency Safety Plan (PTASP) target-setting</li> <li>▪ IIJA related Studies and Plans</li> <li>▪ CMAQ, TAP program studies</li> </ul>	Multimodal Studies, Safety Studies, Transportation Planning Studies, TSM&O Studies, Public Transportation Studies, TIA Reviews, Development Impact Reviews, Small Area Studies, CMAC, TAP studies*	On-going
	TAM, and PTASP Annual Updates*	June 2023 and June 2024
	Maintenance of MPO website/MPO Project websites/MPO social media platforms for MPO Studies*	On-going
	TDSP 5 Year Documents Lake and Sumter and Annual Minor Updates*	June 2023 and June 2024
	Annual review of Lake County and Sumter County CTCs*	June 30, 2023, and June 30, 2024
	Annual Federal Performance Measures Report*	June 2023 and June 2024
	Vision Zero Safety Plan*	
	IIJA Resiliency, Sustainability, Equity, and Climate Mitigation Planning Studies*	June 2023 and June 2024
	The public transportation service in Lake County is LakeXpress, which Lake County Transit Division is responsible for. The following transit planning projects will be conducted, Major TDP Update, TAM Plan, Transit Transfer Center Feasibility Study, Transit ADMIN/Maintenance Facility Study,	<ul style="list-style-type: none"> <li>• Major TDP Update (Estimated Cost: \$135,000-150,000)</li> <li>• TAM Plan (Estimated Cost: \$18,000-22,000)</li> <li>• Transit Transfer Center Feasibility Study (Estimated Cost: \$20,000-25,000)</li> </ul>

# ORIGINAL

Description of Planning Work	Resulting Products	Completion Date
Financial Planning and Budget Analysis, Bus Stop Facilities Guidebook, Fare Analysis, and Alternative Fuel Study. The transit planning projects will be funded with FTA 5307.	<ul style="list-style-type: none"> <li>Transit ADMIN/Maintenance Facility Study (Estimated Cost: \$35,000-50,000)</li> <li>Financial Planning and Budget Analysis (Estimated Cost: \$50,000)</li> <li>Bus Stop Facilities Guidebook (Estimated Cost: \$20,000-35,000)</li> </ul>	
	<ul style="list-style-type: none"> <li>Fare Analysis (Estimated Cost: \$30,000-35,000)</li> <li>Alternative Fuel Study (Estimated Cost: \$35,000-40,000)</li> </ul>	June 2024
Manage Consultant Support	Manage consultant project teams; review and approve consultant invoices, project reports, and project documents.	As Needed

The responsible agency for all tasks is the Lake~Sumter MPO, unless otherwise noted.

Consultant-supported activities are denoted by \*. Detail regarding all consultant-supported activities will be submitted to FDOT/FHWA for review and approval as task orders/Requests for Proposal (RFPs) are developed.

Task 4 Special Studies										
2023										
Funding Source	FHWA		FFY 21 FTA 5305(d)		CTD		FFY 21 FTA 5305(d)		FY 2023 Total	
Contract Number	G2795		G2761		G3		G1X23			
Source Level	PL	Total	Federal	Total	State	Total	Federal	Total		
Personnel (salary and benefits)	\$ 47,925	\$ 47,925	\$ -	\$ -	\$ -	\$ -	\$ -	\$ -	\$ -	\$ 47,925
Consultant Subtotal	\$ 88,915	\$ 88,915	\$ 120,915	\$ 120,915	\$ 48,029	\$ 48,029	\$ 32,500	\$ 32,500	\$	\$ 290,359
<b>Total</b>	\$ 136,840	\$ 136,840	\$ 120,915	\$ 120,915	\$ 48,029	\$ 48,029	\$ 32,500	\$ 32,500	\$	\$ 338,284
2024										
Funding Source	FHWA				CTD				FY 2024 Total	
Contract Number	G2795				G3					
Source	PL	Total	Total		State	Total	Total			
Personnel (salary and benefits)	\$ 41,425	\$ 41,425	\$ -	\$ -	\$ -	\$ -	\$ -	\$ -	\$ -	\$ 41,425
Consultant Subtotal	\$ 94,780	\$ 94,780	\$ -	\$ -	\$ 48,029	\$ 48,029	\$ -	\$ -	\$ -	\$ 142,809
<b>Total</b>	\$ 136,205	\$ 136,205	\$ -	\$ -	\$ 48,029	\$ 48,029	\$ -	\$ -	\$ -	\$ 184,234

## TASK 5 PUBLIC OUTREACH

### **Purpose**

To provide the requested information to the public, government agencies, and elected officials; to increase public awareness of the MPO and its role; to increase the opportunities for public Participation consistent with Federal and State requirements. This task includes activities, tracking, and monitoring for the MPO's Title VI Program, Limited English Proficiency Plan (LEP), and the Disadvantaged Business Enterprise Plan (DBE).

### **Previous Work**

Provide active outreach to local communities through presentations and workshops such as the Long-Range Transportation Plan, Regional Trail Planning, and Safety. We have completed a new website: updated printed materials and social media resources. We have developed an online survey tool for the 2045 LRTP.



# PROPOSED

## TASK 4 SPECIAL STUDIES

### Purpose

To conduct planning efforts across the various transportation modes and transportation-related systems, including congestion management, safety, and operations, public transportation, TSM&O, ITS, transportation disadvantaged, multimodal planning, bicycle and pedestrian, and freight planning.

### Previous Work

Transit Development Updates; Transportation Disadvantaged Service Plan (TDSP) updates for Sumter County and Lake County; Recommendation of CTCs for Lake County and Sumter County; bicycle and pedestrian planning; identified congested roadways and areas of safety concerns; managed ITS Study; the East Avenue Complete Streets Study and US 301 PD&E Study, Leesburg Main Street Complete Streets Study, and SR 471 Complete Streets Study.

### Task 4: Special Studies Activities for Fiscal Years 2023 and 2024

Description of Planning Work	Resulting Products	Completion Date
<ul style="list-style-type: none"> <li>▪ Public transportation planning, including fixed-route transit and para-transit planning</li> <li>▪ Implementation of MPO multimodal programs and studies including Regional Trails, Sidewalks, Safe School Emphasis Areas, Complete Streets, Management and Operations, Intelligent Transportation Systems, Traffic Impact Analysis Reviews (TIA), Development Impact Reviews, Financial and Funding Studies</li> <li>▪ Coordinate with agencies and local governments on safety initiatives</li> <li>▪ Coordinate process for new 5-year TDSPs for Lake County and Sumter County and annual minor updates</li> <li>▪ Transit Asset Management (TAM)</li> <li>▪ Coordination with Public Transportation Agency Safety Plan (PTASP) target-setting</li> <li>▪ IIJA related Studies and Plans</li> <li>▪ CMAQ, TAP program studies</li> </ul>	Multimodal Studies, Safety Studies, Transportation Planning Studies, TSM&O Studies, Public Transportation Studies, TIA Reviews, Development Impact Reviews, Small Area Studies, CMAC, TAP studies*	On-going
	TAM, and PTASP Annual Updates*	June 2023 and June 2024
	Maintenance of MPO website/MPO Project websites/MPO social media platforms for MPO Studies*	On-going
	TDSP 5 Year Documents Lake and Sumter and Annual Minor Updates*	June 2023 and June 2024
	Annual review of Lake County and Sumter County CTCs*	June 30, 2023, and June 30, 2024
	Annual Federal Performance Measures Report*	June 2023 and June 2024
	Vision Zero Safety Plan*	
	IIJA Resiliency, Sustainability, Equity, and Climate Mitigation Planning Studies*	June 2023 and June 2024
	<u>Assessment of projects in the TIP and LOPP for IIJA funding opportunities and other implementation strategies</u>	<u>June 2024</u>
	The public transportation service in Lake County is LakeXpress, which Lake County Transit Division is responsible for. The following transit planning projects will be	<ul style="list-style-type: none"> <li>• Major TDP Update (Estimated Cost: \$135,000-150,000)</li> <li>• TAM Plan (Estimated Cost: \$18,000-22,000)</li> </ul>

# PROPOSED

Description of Planning Work	Resulting Products	Completion Date
<p>conducted, Major TDP Update, TAM Plan, Transit Transfer Center Feasibility Study, Transit ADMIN/Maintenance Facility Study, Financial Planning and Budget Analysis, Bus Stop Facilities Guidebook, Fare Analysis, and Alternative Fuel Study. The transit planning projects will be funded with FTA 5307.</p>	<ul style="list-style-type: none"> <li>Transit Transfer Center Feasibility Study (Estimated Cost: \$20,000-25,000)</li> <li>Transit ADMIN/Maintenance Facility Study (Estimated Cost: \$35,000-50,000)</li> <li>Financial Planning and Budget Analysis (Estimated Cost: \$50,000)</li> <li>Bus Stop Facilities Guidebook (Estimated Cost: \$20,000-35,000)</li> </ul>	
	<ul style="list-style-type: none"> <li>Fare Analysis (Estimated Cost: \$30,000-35,000)</li> <li>Alternative Fuel Study (Estimated Cost: \$35,000-40,000)</li> </ul>	June 2024
Manage Consultant Support	Manage consultant project teams; review and approve consultant invoices, project reports, and project documents.	As Needed

The responsible agency for all tasks is the Lake~Sumter MPO, unless otherwise noted.

Consultant-supported activities are denoted by \*. Detail regarding all consultant-supported activities will be submitted to FDOT/FHWA for review and approval as task orders/Requests for Proposal (RFPs) are developed.

Task 4 Special Studies											
2023											
Funding Source	FHWA		FFY 21 FTA 5305(d)				CTD		FFY 21 FTA 5305(d)		FY 2023 Total
Contract Number	G2795		G2761				G3		G1X23		
Source Level	PL	Total	Federal	Total	State	Total	Federal	Total	Federal	Total	
Personnel (salary and benefits)	\$ 47,925	\$ 47,925	\$ -	\$ -	\$ -	\$ -	\$ -	\$ -	\$ -	\$ -	\$ 47,925
Consultant Subtotal	\$ 88,915	\$ 88,915	\$ 120,915	\$ 120,915	\$ 48,029	\$ 48,029	\$ 32,500	\$ 32,500	\$ -	\$ -	\$ 290,359
Travel											
<b>Total</b>	<b>\$ 136,840</b>	<b>\$ 136,840</b>	<b>\$ 120,915</b>	<b>\$ 120,915</b>	<b>\$ 48,029</b>	<b>\$ 48,029</b>	<b>\$ 32,500</b>	<b>\$ 32,500</b>	<b>\$ -</b>	<b>\$ -</b>	<b>\$ 338,284</b>
2024											
Funding Source	FHWA						CTD				FY 2024 Total
Contract Number	G2795						G3				
Source	PL	Total		Total	State	Total		Total		Total	
Personnel (salary and benefits)	\$ 41,425	\$ 41,425	\$ -	\$ -	\$ -	\$ -	\$ -	\$ -	\$ -	\$ -	\$ 41,425
Consultant Subtotal	\$ 118,464	\$ 118,464	\$ -	\$ -	\$ 48,029	\$ 48,029	\$ -	\$ -	\$ -	\$ -	\$ 166,493
<b>Total</b>	<b>\$ 159,889</b>	<b>\$ 159,889</b>	<b>\$ -</b>	<b>\$ -</b>	<b>\$ 48,029</b>	<b>\$ 48,029</b>	<b>\$ -</b>	<b>\$ -</b>	<b>\$ -</b>	<b>\$ -</b>	<b>\$ 207,918</b>

## TASK 5 PUBLIC OUTREACH

### *Purpose*

To provide the requested information to the public, government agencies, and elected officials; to increase public awareness of the MPO and its role; to increase the opportunities for public Participation consistent with Federal and State requirements. This task includes activities, tracking, and monitoring for the MPO's Title VI Program, Limited English Proficiency Plan (LEP), and the Disadvantaged Business Enterprise Plan (DBE).

### *Previous Work*

Provide active outreach to local communities through presentations and workshops such as the Long-Range Transportation Plan, Regional Trail Planning, and Safety. We have completed a new website: updated printed materials and social media resources. We have developed an online survey tool for the 2045 LRTP.

# ORIGINAL

## Task 5: Public Participation Activities for Fiscal Years 2023 and 2024

Description of Planning Work	Resulting Products	Completion Date
Development, updates, and implementation of the Public Participation Plan, Title VI, LEP, and DBE Plans. This will also include the evaluation of strategies in these Plans to improve outreach and needs assessment for traditionally underserved communities, including online and in-person survey tools. ADA Compliance for the MPO Website and all Documents.	MPO Annual PPP Report including evaluation of the effectiveness of Title VI, LEP, and DBE Plans*	Annually
	Public Participation Plan Update and Approval*	As Needed
	Social Media outreach materials*	On-going
	Production and updates to public information materials*	As Needed
	MPO Transportation Summit and or Workshops*	Annually
	Maintenance of MPO website/MPO Project websites/MPO social media platforms*	On-going
	MPO Planning Area Community Characteristics Inventory (CCI) Map*	Annually
	Online survey and In-person Survey Reports ADA Compliant Website and Documents*	As Needed
Manage Consultant Support	Manage consultant project teams; review and approve consultant invoices, progress reports, and project documents.	As Needed

The responsible agency for all tasks is the Lake~Sumter MPO, unless otherwise noted.

Consultant-supported activities are denoted by \*. Detail regarding all consultant-supported activities will be submitted to FDOT/FHWA for review and approval as task orders/Requests for Proposal (RFPs) are developed.

Task 5 Public Outreach Participation						
2023						
Funding Source	FHWA		FFY 21 FTA 5305(d)		FY 2023 Total	
Contract Number	G2795		G1X23			
Source Level	PL	Total	Federal	Total		
Personnel (salary and benefits)	\$ 12,106	\$ 12,106	\$ -	\$ -	\$ 12,106	
Consulting Services	45,654	-	4,659	-	50,313	
<b>Total</b>	<b>\$ 57,760</b>	<b>\$ 57,760</b>	<b>\$ 4,659</b>	<b>\$ 4,659</b>	<b>\$ 62,419</b>	
2024						
Funding Source	FHWA				FY 2024 Total	
Contract Number	G2795					
Source	PL	Total		Total		
Personnel (salary and benefits)						
Personnel (salary and benefits)	\$ 10,356	\$ 10,356	\$ -	\$ -	\$ 10,356	
Consultant Subtotal	\$ 33,126	\$ 33,126	\$ -	\$ -	\$ 33,126	
<b>Total</b>	<b>\$ 43,482</b>	<b>\$ 43,482</b>	<b>\$ -</b>	<b>\$ -</b>	<b>\$ 43,482</b>	

# PROPOSED

## Task 5: Public Participation Activities for Fiscal Years 2023 and 2024

Description of Planning Work	Resulting Products	Completion Date
Development, updates, and implementation of the Public Participation Plan, Title VI, LEP, and DBE Plans. This will also include the evaluation of strategies in these Plans to improve outreach and needs assessment for traditionally underserved communities, including online and in-person survey tools. ADA Compliance for the MPO Website and all Documents.	MPO Annual PPP Report including evaluation of the effectiveness of Title VI, LEP, and DBE Plans*	Annually
	Public Participation Plan Update and Approval*	As Needed
	Social Media outreach materials*	On-going
	Production and updates to public information materials*	As Needed
	MPO Transportation Summit and or Workshops*	Annually
	Maintenance of MPO website/MPO Project websites/MPO social media platforms*	On-going
	MPO Planning Area Community Characteristics Inventory (CCI) Map*	Annually
	Online survey and In-person Survey Reports ADA Compliant Website and Documents*	As Needed
Manage Consultant Support	Manage consultant project teams; review and approve consultant invoices, progress reports, and project documents.	As Needed

The responsible agency for all tasks is the Lake~Sumter MPO, unless otherwise noted.

Consultant-supported activities are denoted by \*. Detail regarding all consultant-supported activities will be submitted to FDOT/FHWA for review and approval as task orders/Requests for Proposal (RFPs) are developed.

Task 5 Public Outreach Participation						
2023						
Funding Source	FHWA		FFY 21 FTA 5305(d)		FY 2023 Total	
Contract Number	G2795		G1X23			
Source Level	PL	Total	Federal	Total		
Personnel (salary and benefits)	\$ 12,106	\$ 12,106	\$ -	\$ -	\$ 12,106	
Total	\$ 57,760	\$ 57,760	\$ 4,659	\$ 4,659	\$ 62,419	
2024						
Funding Source	FHWA				FY 2024 Total	
Contract Number	G2795					
Source	PL	Total		Total		
Personnel (salary and benefits)	\$ 10,356	\$ 10,356	\$ -	\$ -	\$ 10,356	
Consultant Subtotal	\$ 58,126	\$ 58,126	\$ -	\$ -	\$ 58,126	
Total	\$ 68,482	\$ 68,482	\$ -	\$ -	\$ 68,482	

Figure 9. FY 2023 and FY 2024 – Funding Source

**ORIGINAL**

Funding Source										
Contract	Funding Source	Source Level	2023	2024	FY 2023 Funding Source			FY 2024 Funding Source		
					Soft Match	Federal	State	Soft Match	Federal	State
					G3	CTD	State	\$ 48,029	\$ 48,029	\$ -
		CTD G3 TOTAL	\$ 48,029	\$ 48,029	\$ -	\$ -	\$ 48,029	\$ -	\$ -	\$ 48,029
G1X23	FFY 21 FTA 5305(d)	Federal	\$ 124,005	\$ -	\$ 31,001.25	\$ 124,005.00	\$ -	\$ -	\$ -	\$ -
		FFY 21 FTA 5305(d) G1X23 TOTAL	\$ 124,005	\$ -	\$ 31,001	\$ 124,005	\$ -	\$ -	\$ -	\$ -
G2761	FFY 21 FTA 5305(d)	Federal	\$ 120,915	\$ -	\$ 30,228.75	\$ 120,915.00	\$ -	\$ -	\$ -	\$ -
		FFY 21 FTA 5305(d) G2761 TOTAL	\$ 120,915	\$ -	\$ 30,229	\$ 120,915	\$ -	\$ -	\$ -	\$ -
G2795	FHWA	PL	\$ 941,128	\$ 853,430	\$ 207,569.75	\$ 941,128.36	\$ -	\$ 188,227.50	\$ 853,429.96	\$ -
		SL	\$ -	\$ -	\$ -	\$ -	\$ -	\$ -	\$ -	\$ -
		FHWA G2795 TOTAL	\$ 941,128	\$ 853,430	\$ 207,570	\$ 941,128	\$ -	\$ 188,228	\$ 853,430	\$ -
		TOTAL	\$ 1,234,077	\$ 901,459	\$ 268,800	\$ 1,186,048	\$ 48,029	\$ 188,228	\$ 853,430	\$ 48,029

Figure 9. FY 2023 and FY 2024 – Funding Source

**PROPOSED**

		Funding Source							
Funding Source	Source Level	2023	2024	FY 2023 Funding Source			FY 2024 Funding Source		
				Soft Match	Federal	State	Soft Match	Federal	State
				CTD	State	\$ 48,029	\$ 48,029	\$ -	\$ -
	CTD G3 TOTAL	\$ 48,029	\$ 48,029	\$ -	\$ -	\$ 48,029	\$ -	\$ -	\$ 48,029
FFY 21 FTA 5305(d)	Federal	\$ 124,005	\$ -	\$ 31,001.25	\$ 124,005.00	\$ -	\$ -	\$ -	\$ -
	FFY 21 FTA 5305(d) G1X23 TOTAL	\$ 124,005	\$ -	\$ 31,001	\$ 124,005	\$ -	\$ -	\$ -	\$ -
FFY 21 FTA 5305(d)	Federal	\$ 120,915	\$ -	\$ 30,228.75	\$ 120,915.00	\$ -	\$ -	\$ -	\$ -
	FFY 21 FTA 5305(d) G2761 TOTAL	\$ 120,915	\$ -	\$ 30,229	\$ 120,915	\$ -	\$ -	\$ -	\$ -
FHWA	PL	\$ 941,128	\$ 1,007,114	\$ 207,569.75	\$ 941,128.36	\$ -	\$ 222,123.14	\$ 1,007,113.96	\$ -
	SL	\$ -	\$ -	\$ -	\$ -	\$ -	\$ -	\$ -	\$ -
	FHWA G2795 TOTAL	\$ 941,128	\$ 1,007,114	\$ 207,570	\$ 941,128	\$ -	\$ 222,123	\$ 1,007,114	\$ -
	TOTAL	\$ 1,234,077	\$ 1,055,143	\$ 268,800	\$ 1,186,048	\$ 48,029	\$ 222,123	\$ 1,007,114	\$ 48,029

# ORIGINAL

Figure 10. FY 2023 and FY 2024 – Agency Participation

Agency Participation									
Funding Source	CTD		FFY 21 FTA 5305(d)		FFY 21 FTA 5305(d)		FHWA		
Contract	G3		G1X23		G2761		G2795		
Fiscal Year	2023	2024	2023	2024	2023	2024	2023	2024	
Total Budget	\$ 48,029	\$ 48,029	\$ 124,005	\$ -	\$ 120,915	\$ -	\$ 941,128	\$ 853,430	
<b>Task 1 Administration and Management</b>									
Personnel (salary and benefits)	\$ -	\$ -	\$ -	\$ -	\$ -	\$ -	\$ 197,510	\$ 193,510	
Consultant	\$ -	\$ -	\$ 1,734	\$ -	\$ -	\$ -	\$ 91,472	\$ 105,722	
Travel	\$ -	\$ -	\$ -	\$ -	\$ -	\$ -	\$ 4,250	\$ 4,250	
Direct Expenses	\$ -	\$ -	\$ 100	\$ -	\$ -	\$ -	\$ 103,362	\$ 107,311	
Sub Total	\$ -	\$ -	\$ 1,834	\$ -	\$ -	\$ -	\$ 396,594	\$ 410,793	
<b>Task 2 Short Range Planning</b>									
Personnel (salary and benefits)	\$ -	\$ -	\$ -	\$ -	\$ -	\$ -	\$ 22,713	\$ 20,713	
Consultant	\$ -	\$ -	\$ -	\$ -	\$ -	\$ -	\$ 92,755	\$ 95,484	
Sub Total	\$ -	\$ -	\$ -	\$ -	\$ -	\$ -	\$ 115,467	\$ 116,196	
<b>Task 3 Long Range Planning</b>									
Personnel (salary and benefits)	\$ -	\$ -	\$ -	\$ -	\$ -	\$ -	\$ 22,713	\$ 20,713	
Consultant	\$ -	\$ -	\$ 85,012	\$ -	\$ -	\$ -	\$ 194,649	\$ 110,686	
Sub Total	\$ -	\$ -	\$ 85,012	\$ -	\$ -	\$ -	\$ 217,361	\$ 131,398	
<b>Task 4 Special Studies</b>									
Personnel (salary and benefits)	\$ -	\$ -	\$ -	\$ -	\$ -	\$ -	\$ 47,925	\$ 41,425	
Consultant	\$ 48,029	\$ 48,029	\$ 32,500	\$ -	\$ 120,915	\$ -	\$ 88,915	\$ 94,780	
Sub Total	\$ 48,029	\$ 48,029	\$ 32,500	\$ -	\$ 120,915	\$ -	\$ 136,840	\$ 136,205	
<b>Task 5 Public Outreach Participation</b>									
Personnel (salary and benefits)	\$ -	\$ -	\$ -	\$ -	\$ -	\$ -	\$ 12,106	\$ 10,356	
Consultant	\$ -	\$ -	\$ 4,659	\$ -	\$ -	\$ -	\$ 45,654	\$ 33,126	
Sub Total	\$ -	\$ -	\$ 4,659	\$ -	\$ -	\$ -	\$ 57,760	\$ 43,482	
<b>6 MPO Regional Activities</b>									
Personnel (salary and benefits)	\$ -	\$ -	\$ -	\$ -	\$ -	\$ -	\$ 12,106	\$ 10,356	
Consultant	\$ -	\$ -	\$ -	\$ -	\$ -	\$ -	\$ 5,000	\$ 5,000	
Sub Total	\$ -	\$ -	\$ -	\$ -	\$ -	\$ -	\$ 17,106	\$ 15,356	
<b>TOTAL PROGRAMMED</b>	<b>\$ 48,029</b>	<b>\$ 48,029</b>	<b>\$ 124,005</b>	<b>\$ -</b>	<b>\$ 120,915</b>	<b>\$ -</b>	<b>\$ 941,128</b>	<b>\$ 853,430</b>	

# PROPOSED

Figure 10. FY 2023 and FY 2024 – Agency Participation

Agency Participation									
Funding Source	CTD		FFY 21 FTA 5305(d)		FFY 21 FTA 5305(d)		FHWA		
Contract	G3		G1X23		G2761		G2795		
Fiscal Year	2023	2024	2023	2024	2023	2024	2023	2024	
Total Budget	\$ 48,029	\$ 48,029	\$ 124,005	\$ -	\$ 120,915	\$ -	\$ 941,128	\$ 1,007,114	
<b>Task 1 Administration and Management</b>									
Personnel (salary and benefits)	\$ -	\$ -	\$ -	\$ -	\$ -	\$ -	\$ 197,510	\$ 193,510	
Consultant	\$ -	\$ -	\$ 1,734	\$ -	\$ -	\$ -	\$ 91,472	\$ 155,722	
Travel	\$ -	\$ -	\$ -	\$ -	\$ -	\$ -	\$ 4,250	\$ 4,250	
Direct Expenses	\$ -	\$ -	\$ 100	\$ -	\$ -	\$ -	\$ 103,362	\$ 107,311	
Sub Total	\$ -	\$ -	\$ 1,834	\$ -	\$ -	\$ -	\$ 396,594	\$ 460,793	
<b>Task 2 Short Range Planning</b>									
Personnel (salary and benefits)	\$ -	\$ -	\$ -	\$ -	\$ -	\$ -	\$ 22,713	\$ 20,713	
Consultant	\$ -	\$ -	\$ -	\$ -	\$ -	\$ -	\$ 92,755	\$ 95,484	
Sub Total	\$ -	\$ -	\$ -	\$ -	\$ -	\$ -	\$ 115,467	\$ 116,196	
<b>Task 3 Long Range Planning</b>									
Personnel (salary and benefits)	\$ -	\$ -	\$ -	\$ -	\$ -	\$ -	\$ 22,713	\$ 20,713	
Consultant	\$ -	\$ -	\$ 85,012	\$ -	\$ -	\$ -	\$ 194,649	\$ 165,686	
Sub Total	\$ -	\$ -	\$ 85,012	\$ -	\$ -	\$ -	\$ 217,361	\$ 186,398	
<b>Task 4 Special Studies</b>									
Personnel (salary and benefits)	\$ -	\$ -	\$ -	\$ -	\$ -	\$ -	\$ 47,925	\$ 41,425	
Consultant	\$ 48,029	\$ 48,029	\$ 32,500	\$ -	\$ 120,915	\$ -	\$ 88,915	\$ 118,464	
Sub Total	\$ 48,029	\$ 48,029	\$ 32,500	\$ -	\$ 120,915	\$ -	\$ 136,840	\$ 159,889	
<b>Task 5 Public Outreach Participation</b>									
Personnel (salary and benefits)	\$ -	\$ -	\$ -	\$ -	\$ -	\$ -	\$ 12,106	\$ 10,356	
Consultant	\$ -	\$ -	\$ 4,659	\$ -	\$ -	\$ -	\$ 45,654	\$ 58,126	
Sub Total	\$ -	\$ -	\$ 4,659	\$ -	\$ -	\$ -	\$ 57,760	\$ 68,482	
<b>6 MPO Regional Activities</b>									
Personnel (salary and benefits)	\$ -	\$ -	\$ -	\$ -	\$ -	\$ -	\$ 12,106	\$ 10,356	
Consultant	\$ -	\$ -	\$ -	\$ -	\$ -	\$ -	\$ 5,000	\$ 5,000	
Sub Total	\$ -	\$ -	\$ -	\$ -	\$ -	\$ -	\$ 17,106	\$ 15,356	
<b>TOTAL PROGRAMMED</b>	<b>\$ 48,029</b>	<b>\$ 48,029</b>	<b>\$ 124,005</b>	<b>\$ -</b>	<b>\$ 120,915</b>	<b>\$ -</b>	<b>\$ 941,128</b>	<b>\$ 1,007,114</b>	



# 2023 List of Priority Projects (Draft for Final Approval – June 21, 2023)

## Table 1 – Top 20 Priorities

2023 Top 20 Rank (DRAFT)	2022 Top 20 Rank	Sponsor/ Location	FM #	Project Name	From	To	Description	LOPP Category	Proposed Phase	Proposed Phase FY	Proposed Phase Cost*	Programmed Phase	Programmed Phase FY	Programmed Phase Cost
1	1	FDOT/ Lake County	427056-1	SR 50	CR 565 (Villa City)	CR 565A (Montevista)	Realignment	SIS and Limited Access	CST	2024/25	\$45,445,800	ROW	2023/24	\$14,700,000
2	3	FDOT	409870-1	SR 44 (CR44B)	US 441	SR 44	Road Widening	Capacity (Non-SIS)	CST	2024/25	\$26,500,000	ROW		
3	8	Sumter County	451322-1	C 48	C 469	Lake/Sumter County Line	Safety Project	Safety/ Operations/ TSM&O	CST	2025/26	\$6,475,426	Design	2023/24	\$1,626,041
4	5	FDOT	238394-3	SR 500 (US 441)	Perkins Street	SR 44	Road Widening	Capacity (Non-SIS)	CST	2024/25	\$13,794,537			
5	11	Lake County	441710-1	Round Lake Road	Wolf Branch Road	SR 44	Road Widening/ Extension	Capacity (Non-SIS)	CST	2027/28	\$30,000,000	ROW	2025/26	\$9,000,000
6	-	Lake County		Wellness Way (2 to 4 Lanes)	Hancock Road Extension	Orange County Line	Widening	Capacity (Non-SIS)	CST	2025/26	\$8,633,484	Design		
7	7	FDOT	429356-1	SR 500 (US 441)	SR 44	N of SR 46	Road Widening	Capacity (Non-SIS)	CST	2024/25	\$25,800,000			
8	-	Sumter County	-	Safe Streets For All Phase I	Sidewalk repairs and ADA compliance along St Charles Place, Bailey Trail, Canal Street, Odell Circle, and Bonita Boulevard		Sidewalk Repairs/ ADA Compliance	Bike/Ped/ Sidewalks	Design	2024/25	\$393,455			
9	9	Lake County/ Lady Lake	439665-1	Rolling Acres Road	West Lady Lake Avenue	Griffin Avenue	Road Widening	Capacity (Non-SIS)	Design	2026/27	\$1,500,000	PDE	2025/26	\$900,000
10	10	Lake County	449454-1	Hammock Ridge Roundabout	Hammock Ridge Rd	Lakeshore Dr	Roundabout	Safety/ Operations/ TSM&O	CST	2027/28	\$2,000,000	Design	2025/26	\$750,000

## 2023 List of Priority Projects (Draft for Final Approval – June 21, 2023)

2023 Top 20 Rank (DRAFT)	2022 Top 20 Rank	Sponsor/ Location	FM #	Project Name	From	To	Description	LOPP Category	Proposed Phase	Proposed Phase FY	Proposed Phase Cost*	Programmed Phase	Programmed Phase FY	Programmed Phase Cost
11	12	Lake County	441779-1	CR 455 (Ray Goodgame Parkway)	Lost Lake Road	Hartwood Marsh Road	Roadway Extension/Widening	Capacity (Non-SIS)	CST	2024/25	\$19,800,000	ROW	2022/23	\$3,000,000
12	14	Lake County	-	CR 455 Extension	Wellness Way	Schofield Road	Roadway Extension	Capacity (Non-SIS)	Design	2026/27	\$1,500,000	PDE		
13	16	Lake County	441393-1	CR 437 Realignment	Oak Tree Dr	SR 46	New Corridor/Road Widening	Capacity (Non-SIS)	CST	2025/26	\$4,000,000	ROW	2023/24	\$2,500,000
14	18	Lake County	-	Hartwood Marsh Road	Regency Hills Drive	CR 455/Ray Goodgame Parkway	Road Widening	Capacity (Non-SIS)	Design	2025/26	\$3,000,000	PDE		
15	19	Lake County	-	Lake Minneola Shores & Jalarmy Rd Roundabout	Lake Minneola Shores	Jalarmy Road	Roundabout	Safety/Operations/TSM&O	CST	2024/25	\$2,000,000	Design		
16	-	FDOT/ Lake County	-	SR 19 Corridor Coalition	SR 50	CR 455	Corridor Study	Planning	Planning	2024/25	\$600,000			
17	-	LSMPO	-	2050 Long Range Transportation Plan - Preliminary Planning Activities and Studies			Long Range Planning	Planning	Planning	2024/25	\$200,000			
18	17	Lake County	447410-1	Micro Racetrack Road	CR 466A	Lake Ella Road	Paved Shoulders	Safety/Operations/TSM&O	ROW	2025/26	\$5,000,000	Design	2023/24	\$450,000
19	-	Lake County	-	CR 44 Corridor Feasibility Study	US 441	Eustis Bypass/Deland Road	Corridor Study	Planning	Planning	2024/25	\$750,000			
20	20	Lake County/ Mount Dora	-	Vista Ridge Drive/Wolf Branch Innovation Blvd	Niles Road	CR 437	Corridor Study/Preliminary Design	Planning	Design	2025/26	\$1,500,000			

\*Proposed cost estimates are under review and will be finalized based on project-specific factors or to-be-determined inflation factors.

## 2023 List of Priority Projects (Draft for Final Approval – June 21, 2023)

**Table 2 – Strategic Intermodal System (SIS) Project Priorities**

2023 SIS Rank (DRAFT)	Sponsor/ Location	FM #	Project Name	From	To	Description	Project Type	Proposed Phase	Proposed Phase FY	Proposed Phase Cost	Programmed Phase(s)	Programmed Phase FY
1	FDOT/ Lake County	427056-1	SR 50	CR 565 (Villa City)	CR 565A (Montevista)	Realignment	Capacity	CST	2024/25	\$45,445,800	ROW	2023/24
2	FDOT	435859-4 435859-5	SR 50	East of CR 478A	CR 33	Widening	Capacity	CST	2025/26	\$137,200,000	ROW	2023/24 - 2024/25
3	FDOT		I-75	SR 44	Sumter/Marion County Line	Auxiliary Lanes	Capacity	CST	2024/25	\$479,000,000		
4	FDOT		I-75	SR 44	Sumter/Marion County Line	Managed Lanes	Capacity	Design	2031-35	\$12,400,000	PDE	
5	FDOT		US 27	End of SR 19	Turnpike North Ramps	Road Widening	Capacity	PDE	2024/25	\$3,500,000		
6	FDOT		US 27	CR 561A	End of SR 19	Road Widening	Capacity	PDE	2024/25	\$3,500,000		

### Top 20 Project

The following projects are included for informational purposes only to provide an overview of other SIS and limited access projects in the MPO's planning area. It is understood that Florida's Turnpike Enterprise and the Central Florida Expressway Authority are responsible for the prioritization of their respective projects.

Sponsor/ Location	FM #	Project Name	From	To	Description	Project Type	Programmed Phase(s)	Programmed Phase FY
Turnpike/ Sumter	435788-1	Florida's Turnpike	Lake/Sumter County Line (MP 297.9)	US 301 Interchange (MP 304.5)	Widening	Capacity	Design	2024/25
Turnpike/ Lake	435787-1	Florida's Turnpike	US 27 (MP 289.3)	CR 470 (MP 297.3)	Widening	Capacity	CST	2027/28
Turnpike/ Lake	435788-2	Florida's Turnpike	CR 470 (297.3)	Lake/Sumter County Line (MP 297.9)	Widening	Capacity	Design	2025/26
Turnpike/ Lake	435786-3	Florida's Turnpike	O'Brien Road (MP 285.9)	US 27 (MP 289.6)	Widening	Capacity	CST	2025/26; 2027/28
Turnpike/ Lake	452106-1	Florida's Turnpike	Interchange at US 27 (South) (MP 285)		Interchange Improvements	Capacity	CST	2025/26
Turnpike/ Sumter	435789-1	Florida's Turnpike	US 301 Interchange (MP 304.5)	I-75 (MP 308.9)	Widening	Capacity	Design	2025/26
CFX/ Lake	-	SR 516 (Lake/Orange Expressway)	US 27	SR 429	New Expressway	Capacity	Design	

## 2023 List of Priority Projects (Draft for Final Approval – June 21, 2023)

**Table 3 – Roadway Capacity (Non-SIS) Project Priorities**

2023 Capacity Rank (Non-SIS) (DRAFT)	Sponsor/ Location	FM #	Project Name	From	To	Description	Project Type	Proposed Phase	Proposed Phase FY	Proposed Phase Cost*	Programmed Phase(s)	Programmed Phase FY
1	FDOT	409870-1	SR 44 (CR44B)	US 441	SR 44	Road Widening	Capacity	CST	2024/25	\$26,500,000	ROW	
2	FDOT	238394-3	SR 500 (US 441)	Perkins Street	SR 44	Road Widening	Capacity	CST	2024/25	\$13,794,537		
3	Lake County	441710-1	Round Lake Road	Wolf Branch Road	SR 44	Road Widening/ Extension	Capacity	CST	2027/28	\$30,000,000	ROW	2025/26
4	Lake County	-	Wellness Way (2 to 4 Lanes)	Hancock Road Extension	Orange County Line	Widening	Capacity	CST	2025/26	\$8,633,484	Design	
5	FDOT	429356-1	SR 500 (US 441)	SR 44	N of SR 46	Road Widening	Capacity	CST	2024/25	\$25,800,000		
6	Lake County/ Lady Lake	439665-1	Rolling Acres Road	West Lady Lake Avenue	Griffin Avenue	Road Widening	Capacity	Design	2026/27	\$1,500,000	PDE	2025/26
7	Lake County	441779-1	CR 455 (Ray Goodgame Parkway)	Lost Lake Road	Hartwood Marsh Road	Roadway Extension/ Widening	Capacity	CST	2024/25	\$19,800,000	ROW	2022/23
8	Lake County	-	CR 455 Extension	Wellness Way	Schofield Road	Roadway Extension	Capacity	Design	2026/27	\$1,500,000	PDE	
9	Lake County	441393-1	CR 437 Realignment	Oak Tree Dr	SR 46	New Corridor/ Road Widening	Capacity	CST	2025/26	\$4,000,000	ROW	2023/24
10	Lake County	-	Hartwood Marsh Road	Regency Hills Drive	CR 455/Ray Goodgame Parkway	Road Widening	Capacity	Design	2025/26	\$3,000,000	PDE	
11	Lake County	441710-2	Round Lake Road	Lake/Orange County Line	Wolf Branch Road	Road Widening/ Extension	Capacity	CST	2027/28	\$30,000,000	ROW	2025/26
12	Lake County	-	CR 455 Paved Shoulder	CR 561	CR 561A	Paved Shoulder	Capacity	Design	2024/25	\$700,000		

## 2023 List of Priority Projects (Draft for Final Approval – June 21, 2023)

2023 Capacity Rank (Non-SIS) (DRAFT)	Sponsor/ Location	FM #	Project Name	From	To	Description	Project Type	Proposed Phase	Proposed Phase FY	Proposed Phase Cost*	Programmed Phase(s)	Programmed Phase FY
13	FDOT/Lake County	-	CR 470/CR 48	Sumter County Line	US 27	Road Widening	Capacity	Design	2024/25	\$4,000,000		
14	Lake County/ Mount Dora	-	Vista Ridge Drive/Wolf Branch Innovation Boulevard	Niles Rd	Round Lake Road	New Roadway	Capacity	Design	2024/25	\$1,000,000		
15	Lake County	441399-1	CR 561A	CR 561	CR 455	Realignment	Capacity	Planning	2024/25	\$750,000		
16	FDOT/ Lake County	-	SR 44	Orange Ave	CR 46A	Road Widening	Capacity	PDE	2024/25	\$TBD		
17	FDOT	-	SR 19	SR 50	CR 455	Road Widening	Capacity	PDE	2024/25	\$TBD		
18	Lake County	-	Woodlea Road	SR 19	Lane Park Road	Road Widening	Capacity	Design	2024/25	\$300,000		
19	FDOT/ Lake County	238319-1	SR 19	Howey Bridge	CR 561	Road Widening	Capacity	CST	2024/25	\$35,000,000		
20	Lake County	-	Hancock Road	Hartwood Marsh Rd	Wellness Way	New Road	Capacity	CST	2025/26	\$20,000,000		
21	Lake County	-	SR 46A	SR 44	SR 46	Road Widening	Capacity	CST	2024/25	\$TBD		
22	Lake County	-	Anderson Hill Rd	US 27	Lakeshore Dr	Paved Shoulders	Capacity	Design	2024/25	\$200,000		
23	Lake County	-	CR 44	Emeralda Ave	SR 19	Road Widening	Capacity	Design	2024/25	\$1,800,000		
24	Lake County	-	CR 44	US 441	Emeralda Ave	Road Widening	Capacity	Design	2024/25	\$1,200,000		
25	Lake County	-	Hancock Rd	Hartwood Marsh Rd	SR 50	Road Widening	Capacity	Design	2024/25	\$850,000		
26	Lake County	-	CR 468	SR 44	Urick St	Road Widening	Capacity	Design	2024/25	\$1,000,000		

## 2023 List of Priority Projects (Draft for Final Approval – June 21, 2023)

2023 Capacity Rank (Non-SIS) (DRAFT)	Sponsor/ Location	FM #	Project Name	From	To	Description	Project Type	Proposed Phase	Proposed Phase FY	Proposed Phase Cost*	Programmed Phase(s)	Programmed Phase FY
27	Lake County	-	Britt Rd	SR 44	Wolfbranch Rd	Shoulder/ Lane Widening	Capacity	Design	2024/25	\$300,000		
28	Lake County	-	CR 19A	US 441	Eudora Rd	Shoulder/ Lane Widening	Capacity	Design	2024/25	\$800,000		
29	Lake County	-	Rolling Acres Road Extension	Lake Ella Rd	CR 466A	Roadway Extension	Capacity	Design	2024/25	\$650,000		

\* Proposed cost estimates are under review and will be finalized based on project-specific factors or to-be-determined inflation factors.

Top 20 Project

DRAFT

## 2023 List of Priority Projects (Draft for Final Approval – June 21, 2023)

Table 4 – Safety/Operations/TSM&O Project Priorities

2023 Safety/ Ops/ TSM&O Rank (DRAFT)	Sponsor/ Location	FM #	Project Name	From	To	Description	Project Type	Proposed Phase	Proposed Phase FY	Proposed Phase Cost*	Programmed Phase(s)	Programmed Phase FY
1	Sumter County	451322-1	C 48	C 469	Lake/Sumter County Line	Safety Project	Safety	CST	2025/26	\$6,475,426	Design	2023/24
2	Lake County	449454-1	Hammock Ridge Roundabout	Hammock Ridge Rd	Lakeshore Dr	Roundabout	Safety	CST	2027/28	\$2,000,000	Design	2025/26
3	Lake County	-	Lake Minneola Shores & Jalarmy Rd Roundabout	Lake Minneola Shores	Jalarmy Road	Roundabout	Operations	CST	2024/25	\$2,000,000	Design	
4	Lake County	447410-1	Micro Racetrack Road	CR 466A	Lake Ella Road	Paved Shoulders	Safety	ROW	2024/25	\$5,000,000	Design	2023/24
5	Sumter County	-	C 466 Phase I	Buena Vista Boulevard	Morse Boulevard	Resurfacing	Safety	CST	2024/25	\$3,238,178	Design	
6	Sumter County	-	CR 656 Phase II	SW 35th Drive	US 301	Resurfacing	Safety	CST	2024/25	\$2,055,790	Design	
7	Sumter County	-	C 466 Phase II	US 301	Buena Vista Boulevard	Resurfacing	Safety	Design	2024/25	\$160,683		
8	Sumter County	436365-1	Sumter County ITS (Phase1)			ITS	Operations	CST	2024/25	\$714,150		
9	FDOT/ Lake County	-	US 27 ATMS			ATMS	Operations	CST	2024/25	\$1,656,000		
10	Lake County	-	Radio Rd. North Safety Project	500 feet south of Treadway School Rd.	350' N of Jackson Rd	Safety Improvements	Safety	CST	2024/25	\$2,000,000		
11	Lake County	-	Radio Rd. South Safety Project	US 441	500 feet south of Treadway School Rd.	Safety Improvements	Safety	CST	2024/25	\$5,000,000		

## 2023 List of Priority Projects (Draft for Final Approval – June 21, 2023)

2023 Safety/ Ops/ TSM&O Rank (DRAFT)	Sponsor/ Location	FM #	Project Name	From	To	Description	Project Type	Proposed Phase	Proposed Phase FY	Proposed Phase Cost*	Programmed Phase(s)	Programmed Phase FY
12	Lake County	-	ITS Initial Deployment Equipment & Installation			ITS	Operations	CST	2024/25	\$350,000	Study	
13	Lake County	-	ITS Fiber Infrastructure			ITS	Operations	CST	2024/25	\$7,900,000	Study	
14	Lake County	-	Intelligent Traffic Signal Controllers			ITS	Operations	CST	2024/25	\$250,000		
15	Lake County	-	Flat Lake Roundabout			Roundabout	Operations	ROW	2024/25	\$2,000,000		
16	Lake County	-	Lakeshore Drive & CR 561 Roundabout			Roundabout	Operations	Design	2024/25	\$350,000		
17	Lake County/ Minneola	-	US Highway 27 at Lake Minneola Shores			Intersection Improvement	Operations	Design	2024/25	\$200,000		
18	Lake County/ Minneola	-	Lake Minneola Shores and Highway 27			Intersection Improvement	Operations	CST	2024/25	\$800,000		
19	FDOT/ Lake County	-	US 27 & SR 44 Intersection Improvement			Intersection Improvement	Operations	PDE	2024/25	\$TBD		
20	Lake County	-	Britt Road Northbound right turn lane at new signal			Intersection Improvement	Operations	ROW	2024/25	\$350,000		
21	Minneola	-	Grassy Lake Road Turn Lanes	Education Avenue	Blarney Street	Addition of Turn Lanes	Safety	CST	2024/25	\$800,000		
22	Minneola	-	Education Avenue Right Turn Lane	US 27	Entrance to Minneola Charter School	Addition of Turn Lanes	Safety	CST	2024/25	\$2,800,000		
23	Lake County	-	SR 19 and CR 44 Intersection Improvement			Intersection Improvement	Operations	Design	2024/25	\$250,000		



## 2023 List of Priority Projects **(Draft for Final Approval – June 21, 2023)**

2023 Safety/ Ops/ TSM&O Rank (DRAFT)	Sponsor/ Location	FM #	Project Name	From	To	Description	Project Type	Proposed Phase	Proposed Phase FY	Proposed Phase Cost*	Programmed Phase(s)	Programmed Phase FY
24	Lake County	-	US 441 and CR 44 Intersection Improvement			Intersection Improvement	Operations	Design	2024/25	\$300,000		

\* Proposed cost estimates are under review and will be finalized based on project-specific factors or to-be-determined inflation factors.

Top 20 Project

DRAFT

## 2023 List of Priority Projects (Draft for Final Approval – June 21, 2023)

Table 5 – Complete Streets Project Priorities

2023 Complete Streets Rank (DRAFT)	Sponsor/ Location	FM #	Project Name	From	To	Description	Project Type	Proposed Phase	Proposed Phase FY	Proposed Phase Cost*	Programmed Phase(s)	Programmed Phase FY
1	Lake County	-	Sorrento Avenue (SR 46) Complete Street	Orange Street	Hojin Street	Complete Street	Safety	Design	2024/25	\$2,000,000	Study	
2	Clermont	-	East Avenue Complete Streets Reconstruction	Minnehaha Ave	Grand Highway	Complete Street	Safety	Design	2024/25	\$900,000	Study	2018/19
3	Lake County/ Montverde	-	CR 455	Fosgate Road	Ridgewood Avenue	Complete Street	Safety	Design	2024/25	\$1,000,000		
4	Lake County	-	CR 561 (Astatula) Complete Street	Country Club Drive	Bates Lane	Complete Street	Safety	Design	2024/25	\$2,000,000		
5	Lake County	-	CR 435	Orange County Line	SR 46	Complete Street	Safety	Planning	2024/25	\$200,000		
6	Leesburg	-	City of Leesburg Main Street Complete Streets	CR 468	SR 44	Complete Street	Safety	Design	2024/25	\$1,100,000	Study	
7	Lake County	-	Lakeshore Drive Complete Street	CR 561	Hammock Ridge Boulevard	Complete Street	Safety	Design	2024/25	\$2,500,000		
8	Lake County	-	SR 40	Veterans Drive	St. Johns River Bridge	Complete Street	Safety	Planning	2024/25	\$600,000		
9	Lady Lake	-	Old Dixie Highway	CR 466	Griffin View Drive	Complete Street	Safety	Planning	2024/25	\$TBD		

\* Proposed cost estimates are under review and will be finalized based on project-specific factors or to-be-determined inflation factors.

## 2023 List of Priority Projects (Draft for Final Approval – June 21, 2023)

Table 6 – Trail Project Priorities

2023 Trails Rank (DRAFT)	Sponsor/Location	FM #	Project Name	From	To	Description	Proposed Phase	Proposed Phase FY	Proposed Phase Cost*	Programmed Phase(s)	Programmed Phase FY
1	Lake County	-	Blackstill Lake Trail	Old Hwy 50	N of Turnpike	Multi-use Trail	Design	2024/25	\$2,000,000	Study	
2	Lake County	-	Gardenia Trail Phase II	MLK Blvd	Lake Ella Rd	Multi-use Trail	Design	2024/25	\$500,000		
3	Lake County	-	Gardenia Trail Phase II	Lake Ella Rd	Marion County Rd	Multi-use Trail	Design	2024/25	\$600,000		
4	Lake County	-	Lake Denham Trail	Sumter County Line	S. 12th St	Multi-use Trail	PDE	2024/25	\$1,200,000		
5	Minneola	-	Citrus Grove Trail Crossing	Grassy Lake Road	North Side of Citrus Grove Road	Multi-use Trail	CST	2024/25	\$50,000		

### SUN Trail

2023 SUN Trail Rank (DRAFT)	Sponsor/Location	FM #	Project Name	From	To	Description	Proposed Phase	Proposed Phase FY	Proposed Phase Cost*	Programmed Phase(s)	Programmed Phase FY
1		435471-1 to 5	South Sumter Connector Trail			SUN Trail Regional System	These SUN Trail projects are being developed by FDOT as part of the Coast to Coast Connector Regional System.				
2		422570-3 + others	South Lake Trail Phase 3C and Phase 4			SUN Trail Regional System					
3	Lake County	436360-1	Black Bear Scenic Trail	Levy Hammock Rd	US 17	SUN Trail Individual Trail	PDE	2024/25	\$2,100,000	Study	
4	Lake County	405854-1	Wekiva Trail (Segments 1&5)	Disston Avenue	Sorrento	SUN Trail Individual Trail	ROW	2024/25	\$19,000,000	PDE (Segment 5)	

## 2023 List of Priority Projects (Draft for Final Approval – June 21, 2023)

2023 SUN Trail Rank (DRAFT)	Sponsor/Location	FM #	Project Name	From	To	Description	Proposed Phase	Proposed Phase FY	Proposed Phase Cost*	Programmed Phase(s)	Programmed Phase FY
5	Lake County	441626-1	North Lake Trail - Segment 3A	Collins St./CR 450	East Altoona Rd. (North of CR 42)	SUN Trail Individual Trail	CST	2024/25	\$1,200,000	Design	
6	Lake County	441626-1	North Lake Trail - Segment 3B	East Altoona Rd	SR 40	SUN Trail Individual Trail	Design	2024/25	\$3,000,000		
7	Lake County	-	North Lake Trail - Segment 2	Ferran Park (Eustis)	Collins St./CR 450	SUN Trail Individual Trail	PDE	2024/25	\$2,000,000		
8	Lake County	-	Leesburg-Wildwood Trail	Veech Rd/ Jones Dr	Sumter County Line	SUN Trail Individual Trail	ROW	2024/25	\$3,000,000		
9	Lake County	-	Montverde Greenway Trail Extension	Ferndale Preserve	Gladys St.	SUN Trail Individual Trail	Design	2024/25	\$450,000		
10	Lake County	-	Tav-Lee Trail - Segment 2	Canal St	Existing Tav-Lee Trail	SUN Trail Individual Trail	Design	2024/25	\$1,100,000		
11	Lake County	-	North Lake Trail - Segment 1	Wekiva Trail	Ferran Park (Eustis)	SUN Trail Individual Trail	PDE	2024/25	\$2,000,000		
12	Lake County	-	Green Mountain Scenic Trail	Montverde	South Lake Trail	SUN Trail Individual Trail	Design	2024/25	\$570,000		

\*Proposed cost estimates are under review and will be finalized based on project-specific factors or to-be-determined inflation factors.

## 2023 List of Priority Projects (Draft for Final Approval – June 21, 2023)

Table 7 – Bicycle/Pedestrian & Sidewalk Project Priorities

2023 Bike/Ped & Sidewalk Rank (DRAFT)	Sponsor/ Location	FM #	Project Name	From	To	Description	Project Type	Proposed Phase	Proposed Phase FY	Proposed Phase Cost*	Programmed Phase(s)	Programmed Phase FY
1	Sumter County	-	Safe Streets For All Phase I	Sidewalk repairs and ADA compliance along St Charles Place, Bailey Trail, Canal Street, Odell Circle, and Bonita Boulevard		Sidewalk Repairs/ ADA Compliance	Bike/Ped	Design	2024/25	\$393,455		
2	Lake County	439684-1	Radio Rd (Treadway Elementary)	Silver Bluff	Treadway School Rd	New Sidewalk	Bike/Ped	CST	2024/25	\$3,000,000	Design	
3	Lake County	439048-1	East Orange Avenue	Fruitwood Avenue	Sunrise Lane	New Sidewalk	Bike/Ped	CST	2024/25	\$717,000	Design	
4	Lake County	439685-1	CR 561 (Monroe St) Astatula Elementary	Tennessee Ave	CR 48/Florida Ave	New Sidewalk	Bike/Ped	CST	2024/25	\$183,000	Design	
5	Lake County	439683-1	Log House Rd (Pine Ridge Elementary School)	CR 561	Lakeshore Dr	New Sidewalk	Bike/Ped	CST	2024/25	\$642,000	Design	
6	Lake County	439663-1	Hancock Rd (Lost Lake Elementary)	Sunburst Ln	Greater Pines Blvd	New Sidewalk	Bike/Ped	CST	2024/25	\$1,400,000	Design	
7	Lake County	439687-1	Lakeshore Dr (Pine Ridge Elementary School)	Cherith Ln	Oleander Dr	New Sidewalk	Bike/Ped	CST	2024/25	\$1,400,000	Design	
8	Lake County	439686-1	CR 44 Bypass/Deland Rd (Eustis Middle School)	Lake/Orange County Line	Cypress Grove Rd	New Sidewalk	Bike/Ped	CST	2024/25	\$713,000	Design	
9	Lake County		Picciola Rd	US 441	Sail Fish Ave	New Sidewalk	Bike/Ped	Design	2024/25	\$115,310	Study	
10	Lake County		Lakeshore Dr (Pine Ridge Elementary School)	Hammock Ridge	Hooks St	New Sidewalk	Bike/Ped	Design	2024/25	\$250,000		

## 2023 List of Priority Projects (Draft for Final Approval – June 21, 2023)

2023 Bike/Ped & Sidewalk Rank (DRAFT)	Sponsor/ Location	FM #	Project Name	From	To	Description	Project Type	Proposed Phase	Proposed Phase FY	Proposed Phase Cost*	Programmed Phase(s)	Programmed Phase FY
11	Lake County		Griffin Rd (Carver Middle School)	CR 468	Thomas Ave	New Sidewalk	Bike/Ped	Design	2024/25	\$141,000		
12	Minneola		Old 50 Sidewalk	Trailside Industrial Park	Forestwood Drive	New Sidewalk	Bike/Ped	Design	2024/25	\$150,000		
13	Minneola		US Highway 27 Sidewalk	E Side US HWY 27 at Lake Minneola Shores	East Side of US Highway 27 at CR 561	New Sidewalk	Bike/Ped	Design	2024/25	\$800,000		
14	Pine Lakes		SR 44 Sidewalk	Oak Avenue	North to Pine Lakes Park, East Side of Road	New Sidewalk	Bike/Ped	Design	2024/25	\$800,000		

\* Proposed cost estimates are under review and will be finalized based on project-specific factors or to-be-determined inflation factors.

**Top 20 Project**

## 2023 List of Priority Projects (Draft for Final Approval – June 21, 2023)

Table 8 – Transit Project Priorities

2023 Transit Rank (DRAFT)	Sponsor/ Location	FM #	Project Name	Project Type	Performance Measures	Cost Estimate
1	Lake County	-	LakeXpress North-South connection (Clermont to Leesburg) (“27 Express”)	Operations	Passengers per revenue hour	\$290,000*
2	Lake County	-	Evening (to 9pm) service on routes 1A, 1, 2, and 3	Operations	Passengers per revenue hour within the extended service times	\$293,800*
3	Lake County	-	Double frequency on Routes 1A, 1, 2, 3, 4, and 50	Operations	Passengers per revenue hour	\$2,602,700*
4	Lake County	-	Replace Route 55 with a Mobility-On-Demand service	Operations	Passengers per revenue hour	Cost Neutral
5	Lake County	-	Hourly (9am to 5pm) weekend service on Routes 1A, 1, 2, 3, 50, 55	Operations	Passengers per revenue hour within the extended service times	\$848,200*
6	Lake County	-	Extend Route 1A to South Marion County serving Walmart and medical facilities	Operations	Boardings and alighting within the extended service area	Cost Neutral
7	Lake County	-	Clermont/Minneola Circulator	Operations	Passengers per revenue hour	\$293,000*
8	Lake County	-	All-day service on Route 55 and South Lake Express, and proposed “27 Express”	Operations	Passengers per revenue hour within the extended service times	TBD
9	Lake County	-	Evaluate, plan, engineer, and construct a joint administrative/operations/ maintenance/fueling facility	Operations	Long-term costs savings and increased program oversight	TBD
10	Lake County	-	Zero Emission Bus Study	Operations	Final document	TBD
11	Lake County	-	Procure Electric Vehicles and install the required infrastructure	Operations	Operational expenses versus that of diesel buses	TBD
12	Lake County	-	Implementation of flex services in densely populated areas	Operations	Passengers per revenue hour	TBD

\*Does not include associated capital costs.

# 2023 List of Priority Projects (Draft for Final Approval – June 21, 2023)

## Table 9 – Planning Study Priorities

MPO Planning Area

2023 Planning Studies Rank (MPO)	Sponsor/ Location	FM #	Project Name	From	To	Description	Project Type	Proposed Phase	Proposed Phase FY	Proposed Phase Cost*	Programmed Phase(s)	Programmed Phase FY
1	LSMPO	-	2050 Long Range Transportation Plan - Preliminary Planning Activities and Studies			Long Range Planning	Planning	Planning	2024/25	\$200,000	-	-

State Roads

2023 Planning Studies Rank (State Roads)	Sponsor/ Location	FM #	Project Name	From	To	Description	Project Type	Proposed Phase	Proposed Phase FY	Proposed Phase Cost*	Programmed Phase(s)	Programmed Phase FY
1	FDOT/ Lake County	-	SR 19 Corridor Coalition	SR 50	CR 455	Corridor Study	Capacity	Planning	2024/25	\$600,000	-	-
2	FDOT/ Lake County	-	US 441	SR 19/Duncan Drive	SR 19/Bay Street	Traffic Study	Capacity	Planning	2024/25	\$TBD	-	-
3	FDOT / Sumter County	-	US 301/SR 35	CR 472	CR 466	Traffic Study	Capacity	Planning	2024/25	\$TBD	-	-
4	FDOT/ Lake County	-	SR 44	CR 46A	Overlook Drive	Corridor Study	Capacity	Planning	2024/25	\$TBD	-	-
5	FDOT / Sumter County	-	US 301/SR 35 (Noble Ave)	SR 48 (Main Street)	CR 48 (Florida Street)	Corridor Study	Capacity	Planning	2024/25	\$TBD	-	-

Top 20 Project



# 2023 List of Priority Projects (Draft for Final Approval – June 21, 2023)

## County/Local Roads

2023 Planning Studies Rank (County/Local Roads)	Sponsor/Location	FM #	Project Name	From	To	Description	Project Type	Proposed Phase	Proposed Phase FY	Proposed Phase Cost*	Programmed Phase(s)	Programmed Phase FY
1	Lake County	-	CR 44 Corridor Feasibility Study	US 441	Eustis Bypass	Corridor Study	Planning	Planning	2024/25	\$750,000	-	-
2	Lake County/ Mount Dora	-	Vista Ridge Drive/Wolf Branch Innovation Blvd	Niles Road	CR 437	New Corridor	Capacity	Planning/ Preliminary Design	2023/24	\$1,500,000	-	-
3	Lake County	-	CR 500A/Old 441	Bay Road	N Highland Street	Traffic Study	Capacity	Planning	2024/25	\$TBD	-	-
4	Sumter County	-	CR 104	US 301/SR 35	CR 101	Traffic Study	Capacity	Planning	2024/25	\$TBD	-	-
5	Lake County/ Lady Lake	-	CR 25	Marion County Line	US 27/441	Traffic Study	Capacity	Planning	2024/25	\$TBD	-	-
6	Lake County/ Minneola	-	Minneola Traffic Studies (Grassy Lake Elementary School/Minneola Charter School/Oak Valley Boulevard)			Area Traffic Study	Safety	Planning	2024/25	\$235,000	-	-
7	Lake County/ Lady Lake	-	Rolling Acres Road	CR 466	Lake Ella Road	Traffic Study	Capacity	Planning	2024/25	\$TBD	-	-
8	Lake County/ Lady Lake	-	Cherry Lake Road/CR 100	CR 466	Lake Ella Road	Traffic Study	Capacity	Planning	2024/25	\$TBD	-	-

\*Proposed cost estimates are under review and will be finalized based on project-specific factors or to-be-determined inflation factors.

### Top 20 Project

## 2023 List of Priority Projects (Draft for Final Approval – June 21, 2023)

**Table 10 – Bridge Project Priorities**

2023 Bridges Rank (DRAFT)*	Sponsor/ Location	FM #	Project Name	From	To	Description	Project Type	Proposed Phase	Proposed Phase FY	Proposed Phase Cost**	Programmed Phase(s)	Programmed Phase FY
1	Lake County	-	CR 470 Bridge Over Florida's Turnpike			Bridge Replacement	Preservation	CST	2025/26	\$3,000,000	Design	
2	Lake County	-	CR 565 (Bay Lake Rd) Bridge Over Bayroot Slough #114083			Bridge Replacement	Preservation	CST	2024/25	\$1,200,000		
3	Lake County	-	CR 42 Bridges Over Black Water Creek and Drainage Canal #114019 & 114088			Bridge Replacement	Preservation	CST	2024/25	\$1,750,000		
4	Lake County	-	Bronson Rd Bridge Over Crescent Lake #114078			Bridge Replacement	Preservation	CST	2024/25	\$580,000		
5	Lake County	-	Lake Minneola Trail Connection/Lake Minneola Shores Bridge #114045	US 27	CR 565A	Multi-use Trail/ Bridge Replacement	Preservation	Design	2024/25	\$1,200,000		
6	Lake County	-	CR 439 Bridges Over Black Water Creek # 114021, 114048 & 114049			Bridge Replacement	Preservation	Design	2024/25	\$250,000		
7	Lake County	-	CR 448 Bridge Over Apopka Beauclair Canal #114087			Bridge Replacement	Preservation	Design	2024/25	\$1,000,000		
8	Sumter County	-	Morse Boulevard Bridge Rehabilitation (Bridges 184068 and 184074)			Bridge Rehabilitation	Preservation	Design	2024/25	\$32,000		

\*The ranking shown reflects preliminary sponsor ranking. FDOT processes would determine the order in which these bridge project would be implemented.

\*\*Proposed cost estimates are under review and will be finalized based on project-specific factors or to-be-determined inflation factors.

## 2023 List of Priority Projects (Draft for Final Approval – June 21, 2023)

**Table 11 – Small County Outreach Program (SCOP) Projects**

2023 SCOP Rank (DRAFT)	Sponsor/ Location	FM #	Project Name	From	To	Description	Project Type	Proposed Phase	Proposed Phase FY	Proposed Phase Cost	Programmed Phase(s)	Programmed Phase FY
1	Sumter County	-	C 466 Phase I	Buena Vista Boulevard	Morse Boulevard	Resurfacing	Safety	CST	2024/25	\$3,238,178	Design	
2	Sumter County	-	CR 656 Phase II	SW 35th Drive	US 301	Resurfacing	Safety	CST	2024/25	\$2,055,790	Design	
3	Sumter County	-	C 466 Phase II	US 301	Buena Vista Boulevard	Resurfacing	Safety	Design	2024/25	\$160,683		
4	Sumter County	-	Morse Boulevard Bridge Rehabilitation (Bridges 184068 and 184074)			Bridge Rehabilitation	Preservation	Design	2024/25	\$32,000		

\*Proposed cost estimates are under review and will be finalized based on project-specific factors or to-be-determined inflation factors.



## Florida Department of Transportation

RON DESANTIS  
GOVERNOR

605 Suwannee Street  
Tallahassee, FL 32399-0450

JARED W. PERDUE, P.E.  
SECRETARY

April 5, 2023

Lake-Sumter MPO  
ATTN: Michael Woods, Executive Director  
1300 Citizens Blvd Suite #175  
Leesburg FL 34748

### RE: Request to Amend 2045 Long Range Transportation Plan (LRTP)

Dear Mr. Woods:

The purpose of this letter is to request Lake-Sumter MPO amend the 2045 LRTP. The project to widen SR 50 received federal funding for FY 2023. This allowed Florida Department of Transportation (FDOT) to program design and right of way phases for the projects. The construction phase remains unfunded in the Five-Year Work Program, however FDOT anticipates adding this phase prior to FY 2030. The project must be reflected in the LRTP Cost Feasible Plan so the project can receive NEPA approval from FHWA.

Please use the following project information to amend the LRTP:

Project Description	Project Limits	Length	Phase	Fund Source	Amount	Time Band
SR 50	East of CR 478A to CR 33	12.162	PD&E	Complete	Complete	Complete
			PE	ART, DDR, DS, DIH	\$14,239,174	2021-25
			ROW	ART, ARTW, DDR, DIH, DS	\$18,709,055	2021-25
			CST	TBD	\$136,400,000	2026-30

As always, feel free to contact the Liaison Group at [D5-MPOLiaisons@dot.state.fl.us](mailto:D5-MPOLiaisons@dot.state.fl.us) if you would like to discuss further.

Sincerely,

DocuSigned by:

*Anna Taylor*

899FB71584EA411...

Anna Taylor  
Government Liaison Administrator  
FDOT District Five

c: Kellie Smith, FDOT  
Steven Buck, FDOT  
William Walsh, FDOT  
D5 MPO Liaisons, FDOT

## PUBLIC NOTICE

Pursuant to the provisions of Chapter 286, Florida Statute, Section 286.0105, Sunshine Law, the Lake-Sumter Metropolitan Planning Organization (MPO) has scheduled the following during the month of June 2023.

This ad is to serve as legal notice that the Lake-Sumter Metropolitan Planning Organization (MPO) will open the Public Review Period on May 31, 2023 for the MPO's Draft FY 2024 – 2028 Transportation Improvement Program (TIP), the 2023 List of Priority Projects (LOPP) and the 2045 Long Range Transportation Plan Amendment and will close upon the adoption Hearing on June 21, 2023 at the Lake-Sumter MPO Governing Board Meeting. . The public is encouraged to participate in the adoption and approval of the planning process. The TIP is a federally-required document that all Metropolitan Planning Organizations are required to develop annually and represents the transportation improvements that have been programmed for the five year period. This TIP includes the Federal Transit Administration's (FTA) Program of Projects (POP) for Section 5307 Funding used to provide Fixed Route Transit service for Lake County. The development of the TIP satisfies the federal public participation requirements for the POP. The Transportation Improvement Program, and 2023 List of Priority Projects may be reviewed on our website at [www.LakeSumterMPO.com](http://www.LakeSumterMPO.com) or call (352) 315-0170 to receive by fax or e-mail. Any questions should be directed to Michael Woods, Executive Director, Lake-Sumter MPO, 1300 Citizens BLVD., Leesburg, FL 34748; (352) 315-0170; or by e-mail at [Michael.Woods@LakeSumterMPO.com](mailto:Michael.Woods@LakeSumterMPO.com) One or more MPO Governing Board members or one or more Lake County Board of County Commissioners or Sumter County Board of County Commissioners and one or more members of different committees or boards may be in attendance and may participate in discussions on any of the committee or board meetings noticed in this monthly schedule. All interested citizens are welcome to attend. Public participation is solicited without regard to race, color, national origin, age, sex, religion, disability, or family status. Persons who require special accommodations under the Americans with Disabilities Act or persons who require translation services (free of charge) should contact the MPO at 352-315-0170 at least seven days prior to the scheduled meeting. Pursuant to the provisions of Chapter 286, Florida Statute, Section 286.0105, if a person decides to appeal any decision made by an above named committee with respect to any matter considered during any meeting of such committee, he or she may need to ensure a verbatim record of the proceedings is made, which may include the testimony and evidence upon which the appeal is to be based. The list of meetings is not all-inclusive and may not contain special meetings or meetings that may not have been scheduled as of this posting.

LAKE-SUMTER MPO.com



# Lake-Sumter MPO

## 2045 Long Range Transportation Plan Final Plan Document

Amendment Excerpts  
May 31, 2023

2045 Capacity Projects: Fully Funded						
Map ID	Location	On Street	From	To	Improvement Type	Implementation Timeframe
--	Lake/Sumter	Intelligent Transportation Systems/ Autonomous, Connected, Electric, and Shared Vehicles				2031-2035
--	Lake/Sumter	Intelligent Transportation Systems/ Autonomous, Connected, Electric, and Shared Vehicles				2036-2040
Local Projects - Figure 4-3						
16	Lake	CR-466A	E of Timbertop Lane	Poinsettia Ave	Widen to 4 Lanes	2026-2030
17	Lake	CR-437 Realignment	Oak Tree Drive	SR-46	New 2 Lanes	2031-2035
18	Lake	CR-455/ Hartle Rd	Lost Lake Road	Good Hearth Blvd	Widen to 4 Lanes	2026-2030
19	Lake	CR-455/ Hartle Rd	Hartwood Marsh	Lost Lake	New 4 Lanes	2026-2030
20	Lake	Rolling Acres Rd	Co Rd 466	Griffin Ave	Widen to 4 Lanes	2036-2045
21	Lake	Round Lake Rd Ext. (A)	Wolf Branch Rd.	SR-44	New 4 Lanes	2036-2045
<b>Added #28 - SR 50 from East of 478A to CR 33 to Cost Feasible Plan Projects</b>				Grassy Lake Road	Widen to 4 Lanes/ New 4 Lanes	2021-2025

2045 Capacity Projects: Partially Funded						
Map ID	Location	On Street	From	To	Improvement Type	Implementation Timeframe
State Projects - Figure 4-3						
22	Lake	SR-19	CR-455	CR-48	Strategic Improvement*	2036-2045
23	Lake	SR-19	CR-48	CR-561	Strategic Improvement*	2036-2045
Local Projects - Figure 4-3						
24	Lake	CR-33	SR-50	Simon Brown Rd	Strategic Improvement*	2026-2030
Strategic Intermodal System (SIS) - Figure 4-2						
26	Lake	Florida's Turnpike	US 27	CR 470 Interchange	Widen to 8 Lanes	TBD
28	Lake/Sumter	SR 50	East of 478A	CR 33	Widen to 4 Lanes	2026-2030

\*Operational capacity improvements to be determined



Figure 4-2: Strategic Intermodal System (SIS) Cost Feasible Projects

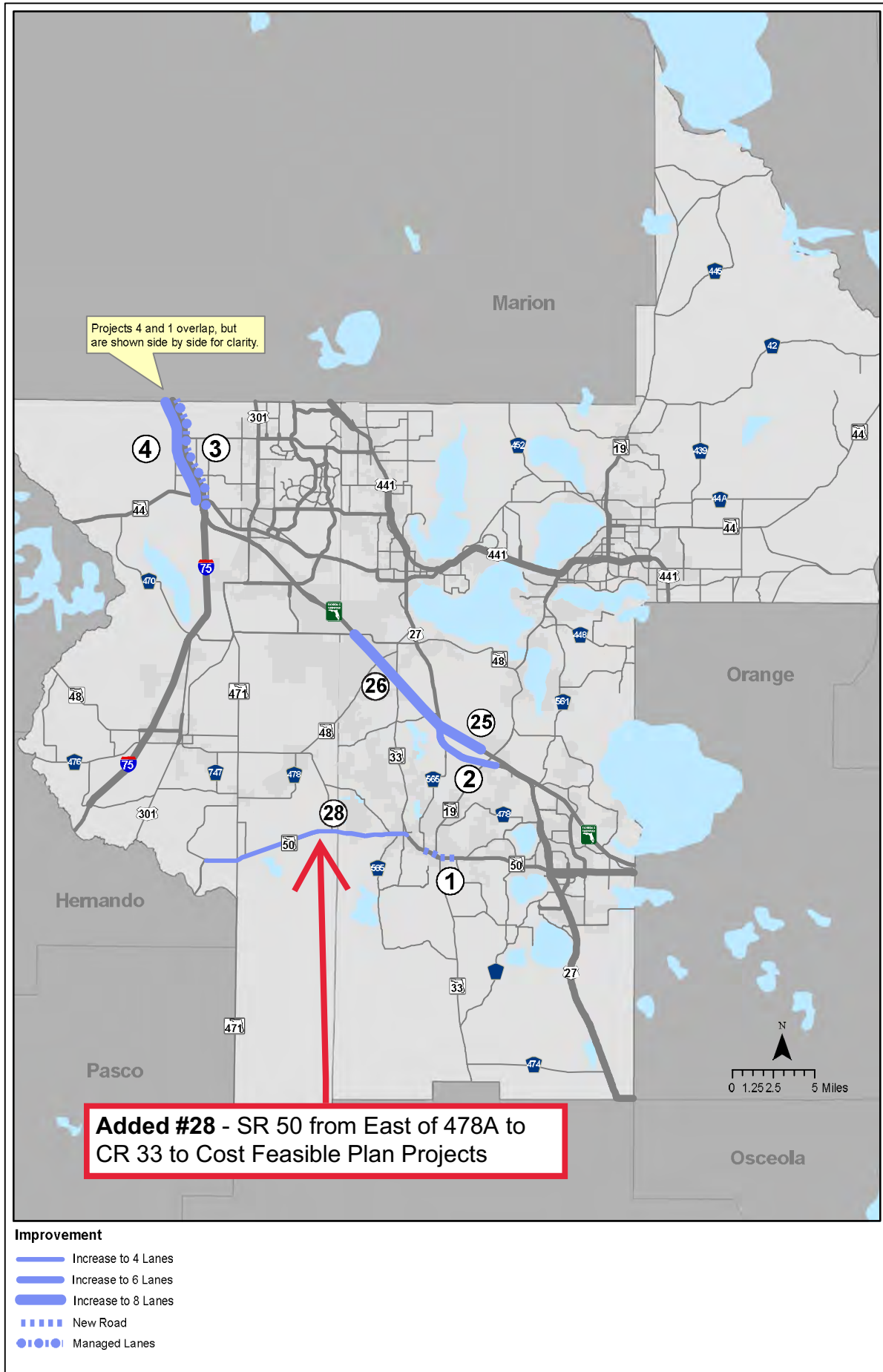
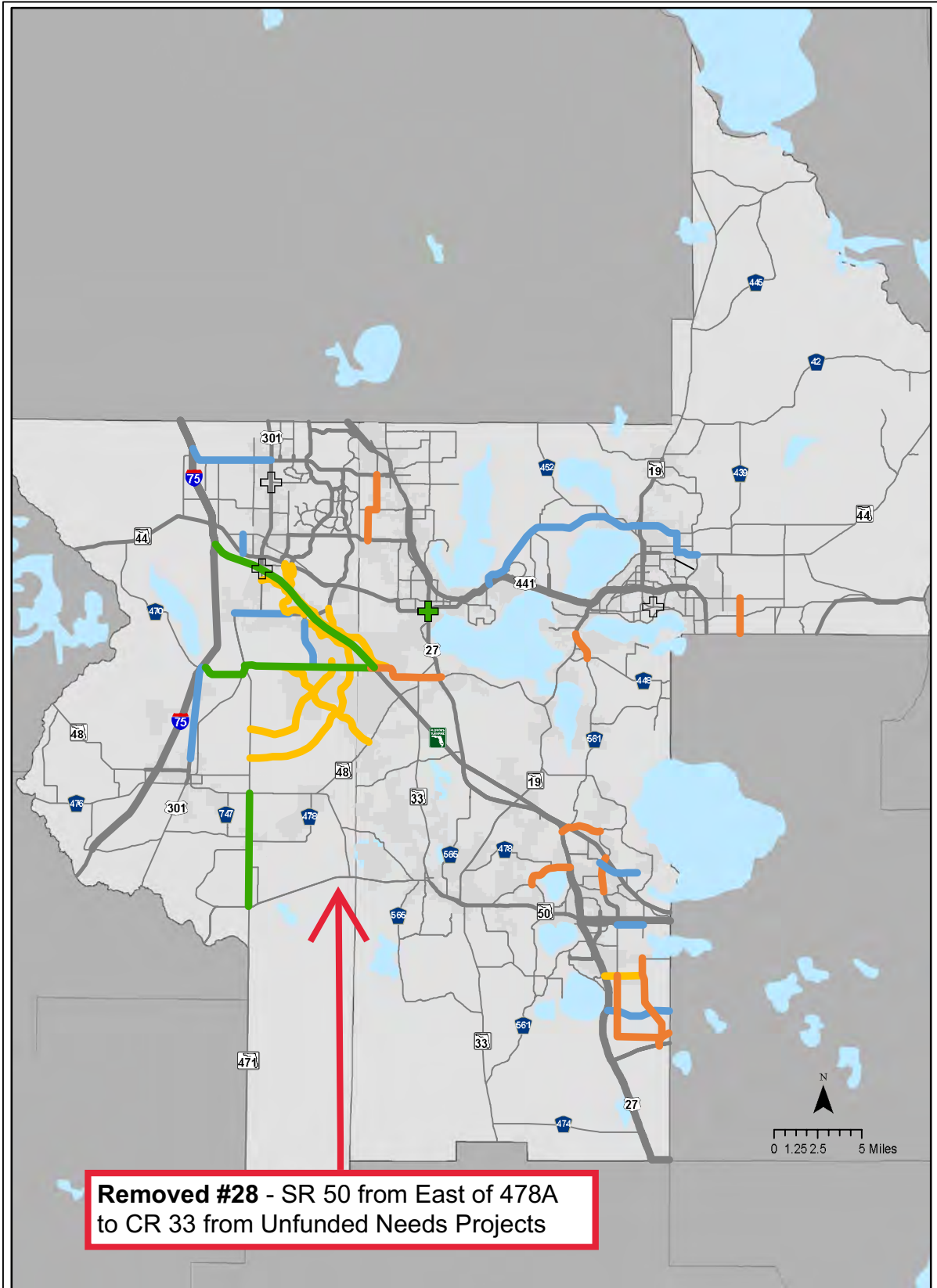


Figure 4-4: Unfunded Needs Projects



**Removed #28 - SR 50 from East of 478A to CR 33 from Unfunded Needs Projects**

**Unfunded Project Priority Tiers**

- Tier 1 roadway project
- Tier 2 roadway project
- Tier 3 roadway project
- Untiered roadway project (state or multijurisdictional)
- + Tier 1 intersection project
- + Untiered intersection project (state or multijurisdictional)

# 2045 LRTP Cost Feasible Capacity Projects (YOE)

Lake-Sumter MPO

**Added #28 - SR 50 from East of 478A to CR 33 to Cost Feasible Plan Projects**

2045 Capacity Projects: Fully Funded

ID	Location	On Street	From Street	To Street	Mi.	Improv	PD&E Time	PD&E Cost (YOE)	PD&E Source	PE Time	PE Cost (YOE)	PE Source	ROW Time	ROW Cost (YOE)	ROW Source	CST Time	CST Cost (YOE)	CST Source	**CEI Cost (YOE)	Funded Level
<i>Strategic Intermodal System (SIS) Projects</i>																				
1	Lake	SR-50	CR-565 (Villa City)	CR-565A (Montevista)	2.10	Realign	COMPLETE	\$ 1,603,000	SIS	COMPLETE	\$ 3,206,000	SIS	2020-2024	\$ 25,645,000	SIS	2026-2030	\$ 42,314,000	SIS	N/A	Fully Funded
2	Lake	US-27	Florida's Turnpike Ramps - N	South of SR 19	4.71	4D-6D	2031-2035	\$ 9,378,000	SIS	2031-2035	\$ 5,348,000	SIS	2036-2045	\$ 62,092,000	SIS	2036-2045	\$ 106,522,000	SIS	N/A	Fully Funded
3	Sumter	I-75	Florida's Turnpike	Sumter/Marion Co Line	6.95	MGLANE	2031-2035	\$ 3,920,000	SIS	2031-2035	\$ 12,400,000	SIS	2036-2045	\$ 51,250,000	SIS	2036-2045	\$ 410,000,000	SIS	N/A	Fully Funded
4	Sumter	I-75	SR-44	Sumter/Marion Co Line	6.37	6D-8D	2031-2035	\$ 21,295,000	SIS	2031-2035	\$ 8,813,000	SIS	2036-2045	\$ 14,571,000	SIS	2036-2045	\$ 76,650,000	SIS	N/A	Fully Funded
25	Lake	Florida's Turnpike	O'Brien Road	US 27	3.70	4D-8D	COMPLETE <sup>1</sup>	\$ 3,700,000	PKYI	COMPLETE <sup>2</sup>	\$ 17,467,429	PKYI	2025	\$ 7,153,417	PKYI	2026-2030	\$ 101,880,784	PKBD	\$12,010,018	Fully Funded
28	Lake/Sumter	SR 50	East of CR 478A	CR 33	12.16	2U-4D	COMPLETE	COMPLETE	COMPLETE	2021-2025	\$ 14,239,174	ART, DDR, DS, DIH	2021-2025	\$ 18,709,055	ART, ARTW, DDR, DIH, DS	2026-2030	\$ 136,400,000	State/Federal		Fully Funded
<i>State Projects</i>																				
5	Lake	SR-19	SR-50	CR-455	9.33	2U-4D	2026-2030	\$ 3,299,000	Prod. Sup.	2031-2035	\$ 7,748,000	Prod. Sup.	2026-2030	\$ 7,055,000	OR	2036-2045	\$ 96,840,000	OR	\$ 5,636,000	Fully Funded
													2031-2035	\$ 52,929,000	OR					
													2036-2045	\$ 1,021,000	OR					
6	Lake	SR-44	SR-44 & Orange Ave	CR-46A	6.15	2U-4D	2025	\$ 1,960,000	Prod. Sup.	2026-2030	\$ 4,348,000	Prod. Sup.	2026-2030	\$ 34,787,000	OR	2036-2045	\$ 63,817,000	OR	\$ 3,714,000	Fully Funded
7	Lake	SR-44	US-441	E Orange Ave	2.10	2U-4D	COMPLETE	\$ 1,325,000	Prod. Sup.	COMPLETE	\$ 2,650,000	Prod. Sup.	2026-2030	\$ 1,287,000	OR	2036-2045	\$ 51,337,000	OR	\$ 2,988,000	Fully Funded
8	Sumter	SR-471	SR-48	US 301	7.17	2U-4D	2026-2030	\$ 1,385,000	Prod. Sup.	2026-2030	\$ 2,770,000	Prod. Sup.	2026-2030	\$ 19,392,000	OR	2036-2045	\$ 40,657,000	OR	\$ 2,366,000	Fully Funded
9	Lake	US-192	US-27	Orange/Lake County Line	1.04	Corr. Imp.	2025	\$ 107,000	Prod. Sup.	2026-2030	\$ 238,000	Prod. Sup.	2026-2030	\$ 1,900,000	OR	2026-2030	\$ 2,245,000	OR	\$ 131,000	Fully Funded
10	Lake	US-441 (SR-500)	Perkins Street	SR-44	1.71	4D-6D	COMPLETE	\$ 690,000	Prod. Sup.	COMPLETE	\$ 1,379,000	Prod. Sup.	COMPLETE	\$ 11,036,000	OR	2025	\$ 15,513,000	OR	\$ 903,000	Fully Funded
11	Lake	US-441 (SR-500)	SR-44	N of SR-46	2.39	4D-6D	COMPLETE	\$ 1,112,000	Prod. Sup.	COMPLETE	\$ 2,223,000	Prod. Sup.	2020-2024	\$ 2,209,000	OR	2026-2030	\$ 27,733,000	OR	\$ 1,614,000	Fully Funded
12	Sumter	US-301	CR-525E	SR-44	5.43	2U-4D	COMPLETE	\$ 4,993,000	Prod. Sup.	2026-2030	\$ 7,690,000	Prod. Sup.	2026-2030	\$ 25,456,000	OR	2031-2035	\$ 85,336,000	OR	\$ 4,967,000	Fully Funded
13	Sumter	US-301	CR-470	CR-525E	2.32	2U-4D	2026-2030	\$ 9,406,000	Prod. Sup.	2026-2030	\$ 2,772,000	Prod. Sup.	2026-2030	\$ 10,844,000	OR	2036-2045	\$ 40,721,000	OR	\$ 2,370,000	Fully Funded
14	Sumter	US-301	@ CR-525E	N/A	Int. Imp.	2026-2030	\$ 338,000	Prod. Sup.	2026-2030	\$ 677,000	Prod. Sup.	2026-2030	\$ 5,415,000	OR	2031-2035	\$ 7,512,000	OR	\$ 437,000	Fully Funded	
15	Sumter	US-301	@ E CR-462	N/A	Int. Imp.	2026-2030	\$ 338,000	Prod. Sup.	2026-2030	\$ 677,000	Prod. Sup.	2026-2030	\$ 5,415,000	OR	2031-2035	\$ 7,512,000	OR	\$ 437,000	Fully Funded	
***	Lake/Sumter	Intelligent Transportation Systems/Autonomous, Connected, Electric, and Shared Vehicles					2025	\$ 45,000	Prod. Sup.	2025	\$ 90,000	Prod. Sup.	N/A	2025	\$ 903,000	OR	\$ 45,000	Fully Funded		
***	Lake/Sumter	Intelligent Transportation Systems/Autonomous, Connected, Electric, and Shared Vehicles					2026-2030	\$ 183,000	Prod. Sup.	2026-2030	\$ 367,000	Prod. Sup.	N/A	2026-2030	\$ 3,666,000	OR	\$ 183,000	Fully Funded		
***	Lake/Sumter	Intelligent Transportation Systems/Autonomous, Connected, Electric, and Shared Vehicles					2031-2035	\$ 315,000	Prod. Sup.	2031-2035	\$ 631,000	Prod. Sup.	N/A	2031-2035	\$ 6,309,000	OR	\$ 315,000	Fully Funded		
***	Lake/Sumter	Intelligent Transportation Systems/Autonomous, Connected, Electric, and Shared Vehicles					2036-2045	\$ 1,070,000	Prod. Sup.	2036-2045	\$ 2,141,000	Prod. Sup.	N/A	2036-2045	\$ 21,405,000	OR	\$ 1,070,000	Fully Funded		
<i>Local Projects</i>																				
16	Lake	CR-466A	E of Timbertop Ln	Poinsettia Ave	1.29	2U-4D	COMPLETE	\$ 361,000	OR	COMPLETE	\$ 722,000	OR	COMPLETE	\$ 3,612,000	OR	2026-2030	\$ 9,010,000	OR	\$ 524,000	Fully Funded
17	Lake	CR-437 Realignment	Oak Tree Dr	SR-46	1.12	00-2U	COMPLETE	\$ 274,000	OR	2020-2024	\$ 874,000	OR	2031-2035	\$ 5,802,000	OR	2031-2035	\$ 8,035,000	OR	\$ 468,000	Fully Funded
18	Lake	CR-455/Hartle Rd	Lost Lake Rd	Good Hearth Blvd	1.02	2U-4D	COMPLETE	\$ 61,000	OR	COMPLETE	\$ 121,000	OR	COMPLETE	\$ 607,000	OR	2026-2030	\$ 1,515,000	OR	\$ 88,000	Fully Funded
19	Lake	CR-455/Hartle Rd	Hartwood Marsh	Lost Lake	2.16	00-2U	COMPLETE	\$ 651,000	OR	2025	\$ 744,000	OR	2031-2035	\$ 4,650,000	OR	2026-2030	\$ 16,241,000	OR	\$ 945,000	Fully Funded
20	Lake	Rolling Acres Rd	Co Rd 466	Griffin Ave	1.28	2U-4D	2026-2030	\$ 1,188,000	OR	2026-2030	\$ 849,000	OR	2025	\$ 3,825,000	OR	2036-2045	\$ 12,455,000	OR	\$ 725,000	Fully Funded
21	Lake	Round Lake Rd Ext. (A)	Wolf Branch Rd.	SR-44	2.61	00-4D	COMPLETE	\$ 1,070,000	OR	2020-2024	\$ 1,288,000	OR	2031-2035	\$ 9,445,000	OR	2036-2045	\$ 41,465,000	OR	\$ 2,413,000	Fully Funded
27	Lake	Citrus Grove Rd Phase II	E of US 27	Grassy Lake Rd	1.00	00-4D	COMPLETE	\$ -		COMPLETE	\$ -		COMPLETE	\$ -		2021-2025	\$ 11,588,896	GR23/LF <sup>3</sup>		Fully Funded

2045 Capacity Projects: Partially Funded (Map A2)

ID	Location	On Street	From Street	To Street	Mi.	Improv	PD&E Time	PD&E Cost (YOE)	PD&E Source	PE Time	PE Cost (YOE)	PE Source	ROW Time	ROW Cost (YOE)	ROW Source	CST Time	CST Cost (YOE)	CST Source	CEI Cost (YOE)	Funded Level
<i>State Projects</i>																				
22	Lake	SR-19	CR-455	CR-48	3.93	Strat. Imp.*	2025	\$ 595,000	Prod. Sup.	2031-2035	\$ 775,000	Prod. Sup.	2031-2035	\$ -	OR	2036-2045	\$ 9,268,000	OR	\$ 539,000	Partially Funded
23	Lake	SR-19	CR-48	CR-561	4.76	Strat. Imp.*	COMPLETE	\$ -	Prod. Sup.	COMPLETE	\$ -	Prod. Sup.	2031-2035	\$ -	OR	2036-2045	\$ 11,225,000	OR	\$ 653,000	Partially Funded
<i>Local Projects</i>																				
24	Lake	CR-33	SR-50	Simon Brown Rd	2.37	Strat. Imp.*	2025	\$ 595,000	Prod. Sup.	2026-2030	\$ 660,000	Prod. Sup.	2031-2035	\$ -	OR	2026-2030	\$ 6,237,000	OR	\$ 363,000	Partially Funded
<i>Strategic Intermodal System (SIS) Projects</i>																				
26	Lake	Florida's Turnpike	US 27	CR 470 Interchange	8.00	4D-8D	COMPLETE <sup>1</sup>	\$ 3,700,000	PKYI	2026-2030	\$ 16,135,145	PKYI	2026-2030	\$ 4,259,438	PKYI	N/A	N/A	N/A	N/A	Partially Funded

\*Operational capacity improvements to be determined

\*\*CEI provided by Product Support

\*\*\*System-wide Improvements

Note: YOE costs were developed using inflation factors provided in FDOT Revenue Forecasting Guidebook. For Project ID #25, #26, #27, and #28 present day cost (PDC) figures are also equal to year of expenditure (YOE) costs. PDC/YOE CST cost for #28 is planning level estimate provided by FDOT D5.

<sup>1</sup> Project was part of a single PD&E study, 423375-1 PD&E Widen TPK from SR 50 (Clermont) to I-75 (MP 272 - 309).

<sup>2</sup> Project design was included in, and funded with, 435786-1 Widen TPK from Minneola Interchange to O'Brien Road.

<sup>3</sup> Construction for Citrus Grove Road Phase II is funded by a combination of \$8,000,000 in GR23 funds and \$3,588,896 in local funds.

All projects will use a combination of federal and state funding unless noted with an asterisk (\*). Projects noted with an asterisk (\*) will use local funds only.

**Footnote updated to reflect addition of Project #28**

# 2045 LRTP Cost Feasible Capacity Projects (YOE)

Lake-Sumter MPO

State: Unfunded Needs

Priority*	ID	County	Jurisdiction	On Street	From Street	To Street	Mi.	Improvement
N/A	25	Sumter	Other State	US-301		@ C-472	N/A	Modify Intersection
	26	Lake	Other State	SR-44		@ US-27	N/A	Modify Intersection
	27	Sumter	Other State	SR-471	SR-50	SR-48	6.48	Widen to 4 Lanes
	28	Lake	SIS	Florida's Turnpike		@ US-301	N/A	Modify Interchange
	29	Lake/Sumter	SIS	Florida's Turnpike	CR-470	I-75	11.90	Widen to 6 Lanes
	<del>30</del>	<del>Lake/Sumter</del>	<del>SIS</del>	<del>SR-50</del>	<del>CR-478A</del>	<del>SR-33/CR-33</del>	<del>44.99</del>	<del>Widen to 4 Lanes</del>

**Removed #28 - SR 50 from East of 478A to CR 33 from Unfunded Needs Projects**

Lake County: Unfunded Needs

Priority*	ID	Jurisdiction	On Street	From Street	To Street	Mi.	Improvement
Tier 1	31	Non-State	Old 441 / CR-19A		@ Eudora Rd	N/A	Modify Intersection
	32	Non-State	Hartwood Marsh Rd	US-27	CR-455	2.17	Widen to 4 Lanes
Tier 2	34	Non-State	Hooks St Ext.	Hancock Rd	CR-455/Hartle Rd	1.47	New 2 Lanes
	35	Non-State	CR-44	SR-44	US 441	15.39	Widen to 4 Lanes
	36	Non-State	Wellness Way	US-27	SR-429	3.59	New 4 Lanes
	37	Non-State	Citrus Grove Rd. (Phase IV)	Hancock Rd	W of Turnpike Bridge	1.00	New 4 Lanes
Tier 3	38	Non-State	Citrus Grove Rd. (Phase V)	W of Turnpike Bridge	Blackstill Lake Rd	0.80	New 2 Lanes
	39	Non-State	Round Lake Rd Ext. (B)	Orange/Lake Co Line	Wolf Branch Rd.	2.05	New 4 Lanes
	40	Non-State	Micro Racetrack Rd. & Rolling Acres Rd.	CR-466A	US 27/US441	4.29	Widen to 4 Lanes
	41	Non-State	CR-470	TPKE West Ramps	SR-33/CR-33	3.12	Widen to 4 Lanes
	42	Non-State	CR-48	SR-33/CR-33	E of US-27 Bridge	1.26	Widen to 4 Lanes
	43	Non-State	CR-561	CR-448	SR-19	1.62	Widen to 4 Lanes
	44	Non-State	CR-561A	CR-565A	US-27	2.79	Widen to 4 Lanes
	45	Non-State	CR-455 Extension	CFX Connector	Hartwood/Marsh Rd	5.55	New 4 Lanes
	46	Non-State	Schofield Rd	US-27	SR-429	5.55	New 4 Lanes
	47	Non-State	CR-561/561A	US-27	N Hancock Rd	2.37	Widen to 4 Lanes
	48	Non-State	N Hancock Rd	Old Hwy 50 W	Turkey Farm Rd	2.00	Widen to 4 Lanes

\*Priority is only specified for for non-state projects within a single county.

Tier 1 projects will be given priority in investment decisions using local capital revenues. Tier 2 and Tier 3 projects will be considered for funding as funds becomes available.

Sumter County: Unfunded Needs

Priority*	ID	Jurisdiction	On Street	From Street	To Street	Mi.	Improvement
Tier 1	49	Non-State	Marsh Bend Trail (New Road)	US-301	Warm Springs Ave	4.78	New 2 Lanes
	50	Non-State	Corbin Trail (New Road)	Warm Springs Ave	E C-470	4.81	New 2 Lanes
	51	Non-State	Rd A (New Road)	E C-470	CR-48	6.62	New 2 Lanes
	52	Non-State	Rd B (New Road)	SR-471	E C-470	6.68	New 2 Lanes
	53	Non-State	Rd C (New Road)	SR-471	E C-470	8.85	New 2 Lanes
	54	Non-State	Meggison Rd (New Road)	SR-44	E C-470	9.02	New 2 Lanes
	55	Non-State	Morse Blvd Ext. (New Road)	Meggison Rd	CR-468	1.08	New 2 Lanes
	56	Non-State	Buena Vista Blvd Ext.	Meggison Rd	SR-44	0.85	New 4 Lanes
Tier 2	57	Non-State	Marsh Bend Trail	C470	Corbin Trail	2.68	Widen to 6 Lanes
	58	Non-State	E Co Rd 466	I-75	US-301	4.87	Widen to 4 Lanes
	59	Non-State	CR-219	SR-44	CR-44A	1.08	Widen to 4 Lanes
	60	Non-State	CR-468/US-301	Commercial St	CR-507	3.12	Widen to 4 Lanes
	61	Non-State	CR-475	Old Airport Rd	CR-470	5.27	Widen to 4 Lanes

Lake and Sumter County: Unfunded Needs

Priority*	ID	Jurisdiction	On Street	From Street	To Street	Mi.	Improvement
N/A	62	Non-State	CR-470	SR-471 (CR-527)	Florida's Turnpike	9.02	Widen to 4 Lanes

# 2045 LRTP Cost Feasible Capacity Projects (PDC)

Lake-Sumter MPO

**Added #28 - SR 50 from East of 478A to CR 33 to Cost Feasible Plan Projects**

2045 Capacity Projects: Fully Funded

ID	Location	On Street	From Street	To Street	Mi.	Improv	PD&E Time	PD&E Cost (PDC)	PD&E Source	PE Time	PE Cost (PDC)	PE Source	ROW Time	ROW Cost (PDC)	ROW Source	CST Time	CST Cost (PDC)	CST Source	**CEI Cost (PDC)	Funded Level
<i>Strategic Intermodal System (SIS) Projects</i>																				
1	Lake	SR-50	CR-565 (Villa City)	CR-565A (Montevista)	2.10	Realign	COMPLETE	\$ 1,603,000	SIS	COMPLETE	\$ 3,206,000	SIS	2020-2024	\$ 25,645,000	SIS	2026-2030	\$ 32,056,000	SIS	N/A	Fully Funded
2	Lake	US-27	Florida's Turnpike Ramps - N	South of SR 19	4.71	4D-6D	2031-2035	\$ 6,050,000	SIS	2031-2035	\$ 3,450,000	SIS	2036-2045	\$ 30,289,000	SIS	2036-2045	\$ 51,962,000	SIS	N/A	Fully Funded
3	Sumter	I-75	Florida's Turnpike	Sumter/Marion Co Line	6.95	MGLANE	2031-2035	\$ 2,529,000	SIS	2031-2035	\$ 8,000,000	SIS	2036-2045	\$ 25,000,000	SIS	2036-2045	\$ 200,000,000	SIS	N/A	Fully Funded
4	Sumter	I-75	SR-44	Sumter/Marion Co Line	6.37	6D-8D	2031-2035	\$ 13,739,000	SIS	2031-2035	\$ 5,686,000	SIS	2036-2045	\$ 7,108,000	SIS	2036-2045	\$ 37,390,000	SIS	N/A	Fully Funded
5	Lake	Florida's Turnpike	O'Brien Road	US 27	3.70	4D-8D	COMPLETE <sup>1</sup>	\$ 3,700,000	PKYI	COMPLETE <sup>2</sup>	\$ 17,467,429	PKYI	2025	\$ 7,153,417	PKYI	2026-2030	\$ 101,880,784	PKBD	\$12,010,018	Fully Funded
28	Lake/Sumter	SR 50	East of CR 478A	CR 33	12.16	2U-4D	COMPLETE	COMPLETE	COMPLETE	2021-2025	\$ 14,239,174	ART, DDR, DS, DIH	2021-2025	\$ 18,709,055	ART, ARTW, DDR, DIH, DS	2026-20230	\$ 136,400,000	State/Federal		Fully Funded
<i>State Projects</i>																				
5	Lake	SR-19	SR-50	CR-455	9.33	2U-4D	2026-2030	\$ 2,499,000	Prod. Sup.	2031-2035	\$ 4,999,000	Prod. Sup.	2026-2030	\$ 5,345,000	OR	2036-2045	\$ 47,239,000	OR	\$ 2,749,000	Fully Funded
6	Lake	SR-44	SR-44 & Orange Ave	CR-46A	6.15	2U-4D	2025	\$ 1,647,000	Prod. Sup.	2026-2030	\$ 3,294,000	Prod. Sup.	2026-2030	\$ 26,354,000	OR	2036-2045	\$ 31,130,000	OR	\$ 1,812,000	Fully Funded
7	Lake	SR-44	US-441	E Orange Ave	2.10	2U-4D	COMPLETE	\$ 1,325,000	Prod. Sup.	COMPLETE	\$ 2,650,000	Prod. Sup.	2026-2030	\$ 975,000	OR	2036-2045	\$ 25,043,000	OR	\$ 1,458,000	Fully Funded
8	Sumter	SR-471	SR-48	US 301	7.17	2U-4D	2026-2030	\$ 1,049,000	Prod. Sup.	2026-2030	\$ 2,099,000	Prod. Sup.	2026-2030	\$ 14,691,000	OR	2036-2045	\$ 19,832,000	OR	\$ 1,154,000	Fully Funded
9	Lake	US-192	US-27	Orange/Lake County Line	1.04	Corr. Imp.	2025	\$ 90,000	Prod. Sup.	2026-2030	\$ 180,000	Prod. Sup.	2026-2030	\$ 1,440,000	OR	2026-2030	\$ 1,701,000	OR	\$ 99,000	Fully Funded
10	Lake	US-441 (SR-500)	Perkins Street	SR-44	1.71	4D-6D	COMPLETE	\$ 690,000	Prod. Sup.	COMPLETE	\$ 1,379,000	Prod. Sup.	COMPLETE	\$ 11,036,000	OR	2025	\$ 13,036,000	OR	\$ 759,000	Fully Funded
11	Lake	US-441 (SR-500)	SR-44	N of SR-46	2.39	4D-6D	COMPLETE	\$ 1,112,000	Prod. Sup.	COMPLETE	\$ 2,223,000	Prod. Sup.	2020-2024	\$ 2,209,000	OR	2026-2030	\$ 21,010,000	OR	\$ 1,223,000	Fully Funded
12	Sumter	US-301	CR-525E	SR-44	5.43	2U-4D	COMPLETE	\$ 4,993,000	Prod. Sup.	2026-2030	\$ 5,826,000	Prod. Sup.	2026-2030	\$ 19,285,000	OR	2031-2035	\$ 55,056,000	OR	\$ 3,204,000	Fully Funded
13	Sumter	US-301	CR-470	CR-525E	2.32	2U-4D	2026-2030	\$ 7,126,000	Prod. Sup.	2026-2030	\$ 2,100,000	Prod. Sup.	2026-2030	\$ 8,215,000	OR	2036-2045	\$ 19,864,000	OR	\$ 1,156,000	Fully Funded
14	Sumter	US-301		@ CR-525E	N/A	Int. Imp.	2026-2030	\$ 256,000	Prod. Sup.	2026-2030	\$ 513,000	Prod. Sup.	2026-2030	\$ 4,103,000	OR	2031-2035	\$ 4,846,000	OR	\$ 282,000	Fully Funded
15	Sumter	US-301		@ E CR-462	N/A	Int. Imp.	2026-2030	\$ 256,000	Prod. Sup.	2026-2030	\$ 513,000	Prod. Sup.	2026-2030	\$ 4,103,000	OR	2031-2035	\$ 4,846,000	OR	\$ 282,000	Fully Funded
***	Lake/Sumter	Intelligent Transportation Systems/Autonomous, Connected, Electric, and Shared Vehicles					2025	\$ 38,000	Prod. Sup.	2025	\$ 76,000	Prod. Sup.	N/A	2025	\$ 759,000	OR	\$ 38,000	Fully Funded		
***	Lake/Sumter	Intelligent Transportation Systems/Autonomous, Connected, Electric, and Shared Vehicles					2026-2030	\$ 139,000	Prod. Sup.	2026-2030	\$ 278,000	Prod. Sup.	N/A	2026-2030	\$ 2,777,000	OR	\$ 139,000	Fully Funded		
***	Lake/Sumter	Intelligent Transportation Systems/Autonomous, Connected, Electric, and Shared Vehicles					2031-2035	\$ 204,000	Prod. Sup.	2031-2035	\$ 407,000	Prod. Sup.	N/A	2031-2035	\$ 4,070,000	OR	\$ 204,000	Fully Funded		
***	Lake/Sumter	Intelligent Transportation Systems/Autonomous, Connected, Electric, and Shared Vehicles					2036-2045	\$ 522,000	Prod. Sup.	2036-2045	\$ 1,044,000	Prod. Sup.	N/A	2036-2045	\$ 10,442,000	OR	\$ 522,000	Fully Funded		
<i>Local Projects</i>																				
16	Lake	CR-466A	E of Timbertop Ln	Poinsettia Ave	1.29	2U-4D	COMPLETE	\$ 361,000	OR	COMPLETE	\$ 722,000	OR	COMPLETE	\$ 3,612,000	OR	2026-2030	\$ 6,826,000	OR	\$ 397,000	Fully Funded
17	Lake	CR-437 Realignment	Oak Tree Dr	SR-46	1.12	00-2U	COMPLETE	\$ 274,000	OR	2020-2024	\$ 874,000	OR	2031-2035	\$ 3,743,000	OR	2031-2035	\$ 5,184,000	OR	\$ 302,000	Fully Funded
18	Lake	CR-455/Hartle Rd	Lost Lake Rd	Good Hearth Blvd	1.02	2U-4D	COMPLETE	\$ 61,000	OR	COMPLETE	\$ 121,000	OR	COMPLETE	\$ 607,000	OR	2026-2030	\$ 1,148,000	OR	\$ 67,000	Fully Funded
19	Lake	CR-455/Hartle Rd	Hartwood Marsh	Lost Lake	2.16	00-2U	COMPLETE	\$ 651,000	OR	2025	\$ 625,000	OR	2031-2035	\$ 3,000,000	OR	2026-2030	\$ 12,304,000	OR	\$ 716,000	Fully Funded
20	Lake	Rolling Acres Rd	Co Rd 466	Griffin Ave	1.28	2U-4D	2026-2030	\$ 900,000	OR	2026-2030	\$ 643,000	OR	2025	\$ 3,215,000	OR	2036-2045	\$ 6,076,000	OR	\$ 354,000	Fully Funded
21	Lake	Round Lake Rd Ext. (A)	Wolf Branch Rd.	SR-44	2.61	00-4D	COMPLETE	\$ 1,070,000	OR	2020-2024	\$ 1,288,000	OR	2031-2035	\$ 6,094,000	OR	2036-2045	\$ 20,227,000	OR	\$ 1,177,000	Fully Funded
27	Lake	Citrus Grove Rd Phase II	E of US 27	Grassy Lake Rd	1.00	00-4D	COMPLETE	\$ -		COMPLETE	\$ -		COMPLETE	\$ -		2021-2025	\$ 11,588,896	GR23/LF <sup>3</sup>	\$ -	Fully Funded

2045 Capacity Projects: Partially Funded

ID	Location	On Street	From Street	To Street	Mi.	Improv	PD&E Time	PD&E Cost (PDC)	PD&E Source	PE Time	PE Cost (PDC)	PE Source	ROW Time	ROW Cost (PDC)	ROW Source	CST Time	CST Cost (PDC)	CST Source	CEI Cost (PDC)	Funded Level
<i>State Projects</i>																				
22	Lake	SR-19	CR-455	CR-48	3.93	Strat. Imp.*	2025	\$ 500,000	Prod. Sup.	2031-2035	\$ 500,000	Prod. Sup.	2031-2035	\$ -	OR	2036-2045	\$ 4,521,000	OR	\$ 263,000	Partially Funded
23	Lake	SR-19	CR-48	CR-561	4.76	Strat. Imp.*	COMPLETE	\$ -	Prod. Sup.	COMPLETE	\$ -	Prod. Sup.	2031-2035	\$ -	OR	2036-2045	\$ 5,476,000	OR	\$ 319,000	Partially Funded
<i>Local Projects</i>																				
24	Lake	CR-33	SR-50	Simon Brown Rd	2.37	Strat. Imp.*	2025	\$ 500,000	Prod. Sup.	2026-2030	\$ 500,000	Prod. Sup.	2031-2035	\$ -	OR	2026-2030	\$ 4,725,000	OR	\$ 275,000	Partially Funded
<i>Strategic Intermodal System (SIS) Projects</i>																				
26	Lake	Florida's Turnpike	US 27	CR 470 Interchange	8.00	4D-8D	COMPLETE <sup>1</sup>	\$ 3,700,000	PKYI	2026-2030	\$ 16,135,145	PKYI	2026-2030	\$ 4,259,438	PKYI	N/A	N/A	N/A	N/A	Partially Funded

\*Operational capacity improvements to be determined

\*\*CEI provided by Product Support

\*\*\*System-wide Improvements

Note: For Project ID #25, #26, #27, and #28 present day cost (PDC) figures are also equal to year of expenditure (YOE) costs. PDC/YOE CST cost for #28 is planning level estimate provided by FDOT D5.

<sup>1</sup> Project was part of a single PD&E study, 423375-1 PD&E Widen TPK from SR 50 (Clermont) to I-75 (MP 272 - 309).

<sup>2</sup> Project design was included in, and funded with, 435786-1 Widen TPK from Minneola Interchange to O'Brien Road.

<sup>3</sup> Construction for Citrus Grove Road Phase II is funded by a combination of \$8,000,000 in GR23 funds and \$3,588,896 in local funds.

All projects will use a combination of federal and state funding unless noted with an asterisk (\*). Projects noted with an asterisk (\*) will use local funds only.

**Footnote updated to reflect addition of Project #28**

# 2045 LRTP Cost Feasible Capacity Projects (PDC)

Lake-Sumter MPO

State: Unfunded Needs

Priority*	ID	County	Jurisdiction	On Street	From Street	To Street	Mi.	Improvement
N/A	25	Sumter	Other State	US-301		@ C-472	N/A	Modify Intersection
	26	Lake	Other State	SR-44		@ US-27	N/A	Modify Intersection
	27	Sumter	Other State	SR-471	SR-50	SR-48	6.48	Widen to 4 Lanes
	28	Lake	SIS	Florida's Turnpike		@ US-301	N/A	Modify Interchange
	29	Lake/Sumter	SIS	Florida's Turnpike	CR-470	I-75	11.90	Widen to 6 Lanes
	<del>30</del>	<del>Lake/Sumter</del>	<del>SIS</del>	<del>SR-50</del>	<del>CR-478A</del>	<del>SR-33/CR-33</del>	<del>44.99</del>	<del>Widen to 4 Lanes</del>

**Removed #28 - SR 50 from East of 478A to CR 33 from Unfunded Needs Projects**

Lake County: Unfunded Needs

Priority*	ID	Jurisdiction	On Street	From Street	To Street	Mi.	Improvement
Tier 1	31	Non-State	Old 441 / CR-19A		@ Eudora Rd	N/A	Modify Intersection
	32	Non-State	Hartwood Marsh Rd	US-27	CR-455	2.17	Widen to 4 Lanes
Tier 2	34	Non-State	Hooks St Ext.	Hancock Rd	CR-455/Hartle Rd	1.47	New 2 Lanes
	35	Non-State	CR-44	SR-44	US 441	15.39	Widen to 4 Lanes
	36	Non-State	Wellness Way	US-27	SR-429	3.59	New 4 Lanes
	37	Non-State	Citrus Grove Rd. (Phase IV)	Hancock Rd	W of Turnpike Bridge	1.00	New 4 Lanes
Tier 3	38	Non-State	Citrus Grove Rd. (Phase V)	W of Turnpike Bridge	Blackstill Lake Rd	0.80	New 2 Lanes
	39	Non-State	Round Lake Rd Ext. (B)	Orange/Lake Co Line	Wolf Branch Rd.	2.05	New 4 Lanes
	40	Non-State	Micro Racetrack Rd. & Rolling Acres Rd.	CR-466A	US 27/US441	4.29	Widen to 4 Lanes
	41	Non-State	CR-470	TPKE West Ramps	SR-33/CR-33	3.12	Widen to 4 Lanes
	42	Non-State	CR-48	SR-33/CR-33	E of US-27 Bridge	1.26	Widen to 4 Lanes
	43	Non-State	CR-561	CR-448	SR-19	1.62	Widen to 4 Lanes
	44	Non-State	CR-561A	CR-565A	US-27	2.79	Widen to 4 Lanes
	45	Non-State	CR-455 Extension	CFX Connector	Hartwood/Marsh Rd	5.55	New 4 Lanes
	46	Non-State	Schofield Rd	US-27	SR-429	5.55	New 4 Lanes
	47	Non-State	CR-561/561A	US-27	N Hancock Rd	2.37	Widen to 4 Lanes
	48	Non-State	N Hancock Rd	Old Hwy 50 W	Turkey Farm Rd	2.00	Widen to 4 Lanes

\*Priority is only specified for for non-state projects within a single county.

Tier 1 projects will be given priority in investment decisions using local capital revenues. Tier 2 and Tier 3 projects will be considered for funding as funds becomes available.

Sumter County: Unfunded Needs

Priority*	ID	Jurisdiction	On Street	From Street	To Street	Mi.	Improvement
Tier 1	49	Non-State	Marsh Bend Trail (New Road)	US-301	Warm Springs Ave	4.78	New 2 Lanes
	50	Non-State	Corbin Trail (New Road)	Warm Springs Ave	E C-470	4.81	New 2 Lanes
	51	Non-State	Rd A (New Road)	E C-470	CR-48	6.62	New 2 Lanes
	52	Non-State	Rd B (New Road)	SR-471	E C-470	6.68	New 2 Lanes
	53	Non-State	Rd C (New Road)	SR-471	E C-470	8.85	New 2 Lanes
	54	Non-State	Meggison Rd (New Road)	SR-44	E C-470	9.02	New 2 Lanes
	55	Non-State	Morse Blvd Ext. (New Road)	Meggison Rd	CR-468	1.08	New 2 Lanes
	56	Non-State	Buena Vista Blvd Ext.	Meggison Rd	SR-44	0.85	New 4 Lanes
Tier 2	57	Non-State	Marsh Bend Trail	C470	Corbin Trail	2.68	Widen to 6 Lanes
	58	Non-State	E Co Rd 466	I-75	US-301	4.87	Widen to 4 Lanes
	59	Non-State	CR-219	SR-44	CR-44A	1.08	Widen to 4 Lanes
	60	Non-State	CR-468/US-301	Commercial St	CR-507	3.12	Widen to 4 Lanes
	61	Non-State	CR-475	Old Airport Rd	CR-470	5.27	Widen to 4 Lanes

Lake and Sumter County: Unfunded Needs

Priority*	ID	Jurisdiction	On Street	From Street	To Street	Mi.	Improvement
N/A	62	Non-State	CR-470	SR-471 (CR-527)	Florida's Turnpike	9.02	Widen to 4 Lanes

# 2045 LRTP Cost Feasible Plan - Financial Summary

## Lake-Sumter MPO

TIP FY 2020/21 - 2024/25 Revenues by Source for Capacity and Non-Capacity Projects

Revenue Type	Revenue	Cost
Federal	\$110,430,390	\$110,430,390
State	\$610,650,609	\$610,650,609
Local	\$16,807,223	\$16,807,223
Toll/Turnpike	\$25,080	\$25,080
Product Support	\$33,639,174	\$33,639,174
Total	\$771,552,476	\$771,552,476

State Revenue & Cost increased from \$591,941,554 to \$610,650,609 to reflect \$18,709,055 of ROW funds for SR 50 in 2021-25

Product Support Revenue & Cost increased from \$19,400,000 to \$33,639,174 to reflect \$14,239,174 of PE funds for SR 50 in 2021-25

Totals updated to reflect increases above

Source	Total Forecast Revenues (PDC)	2025 (PDC)			2026-2030 (PDC)			2031-2035 (PDC)			2036-2045 (PDC)		
		Revenues	Costs	Balance	Revenues	Costs	Balance	Revenues	Costs	Balance	Revenues	Costs	Balance
SIS	\$ 559,659,000	\$ -	\$ -	\$ -	\$ 168,456,000	\$ 168,456,000	\$ -	\$ 39,454,000	\$ 39,454,000	\$ -	\$ 351,749,000	\$ 351,749,000	\$ -
OR	\$ 465,510,000	\$ 17,634,000	\$ 17,634,000	\$ -	\$ 136,543,000	\$ 136,543,000	\$ -	\$ 120,987,000	\$ 120,987,000	\$ -	\$ 190,346,000	\$ 190,346,000	\$ -
Product Support	\$ 102,412,000	\$ 3,880,000	\$ 3,648,000	\$ 232,000	\$ 30,039,000	\$ 29,544,000	\$ 495,000	\$ 26,617,000	\$ 10,383,000	\$ 16,234,000	\$ 41,876,000	\$ 12,530,000	\$ 29,346,000

SIS Revenues & Costs increased from \$32,056,000 to \$168,466,000 to reflect \$136,400,000 of CST funds in 2026-30

Source	Total Forecast Revenues (YOE)	2025 (YOE)			2026-2030 (YOE)			2031-2035 (YOE)			2036-2045 (YOE)		
		Revenues	Costs	Balance	Revenues	Costs	Balance	Revenues	Costs	Balance	Revenues	Costs	Balance
SIS	\$ 960,953,000	\$ -	\$ -	\$ -	\$ 178,714,000	\$ 178,714,000	\$ -	\$ 61,154,000	\$ 61,154,000	\$ -	\$ 721,085,000	\$ 721,085,000	\$ -
OR	\$ 778,961,000	\$ 20,985,000	\$ 20,985,000	\$ -	\$ 180,236,000	\$ 180,236,000	\$ -	\$ 187,530,000	\$ 187,530,000	\$ -	\$ 390,210,000	\$ 390,210,000	\$ -
Product Support	\$ 171,371,000	\$ 4,617,000	\$ 4,341,000	\$ 276,000	\$ 39,652,000	\$ 38,999,000	\$ 653,000	\$ 41,257,000	\$ 16,094,000	\$ 25,163,000	\$ 85,846,000	\$ 25,686,000	\$ 60,160,000

SIS Revenues & Costs increased from \$42,314,000 to \$178,714,000 to reflect \$136,400,000 of CST funds in 2026-30

Note: Product Support is provided at the FDOT District level and MPOs are directed to not exceed a given amount based on a percentage of construction and ROW funding. Product Support includes non-capacity programs that are prioritized and programmed annually for inclusion in the FDOT Work Program.

### Total Revenue for Roadway Operations and Maintenance (2020-2045) - (Year of Expenditure)

	Category	Total Projected Revenues	Total Cost
State and Federal	Districtwide SHS	\$14,981,000,000	\$14,981,000,000
Lake County	County Gas Tax	\$51,477,000	\$51,477,000
	Constitutional Gas Tax	\$115,475,000	\$115,475,000
	First Local Option Gas Tax	\$182,106,000	\$182,106,000
	9th Cent Gas Tax	\$49,256,000	\$49,256,000
Sumter County	County Gas Tax	\$27,113,000	\$27,113,000
	Constitutional Gas Tax	\$61,017,000	\$61,017,000
	First Local Option Gas Tax	\$157,965,000	\$157,965,000
	9th Cent Gas Tax	\$32,655,000	\$32,655,000
	Local Subtotal	\$677,064,000	\$677,064,000

# LAKE COUNTY OFFICE OF TRANSIT SERVICES

## LAKE-SUMTER MPO REPORT

JUNE 28, 2023

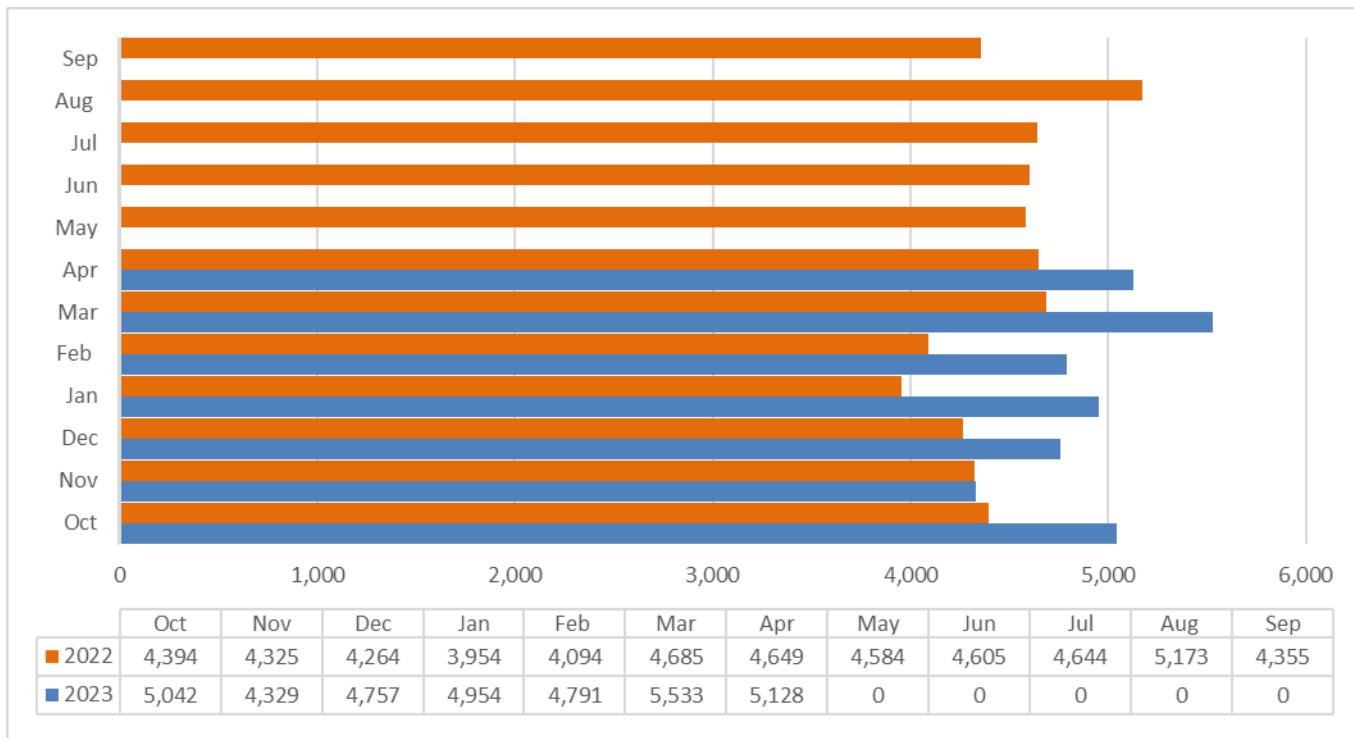


Prepared by:  
Lake County Office of Transit Services  
2440 U.S. Highway 441/27  
Fruitland Park, FL 34731  
Phone: 352-323-5733  
Website: [RideLakeXpress.com](http://RideLakeXpress.com)



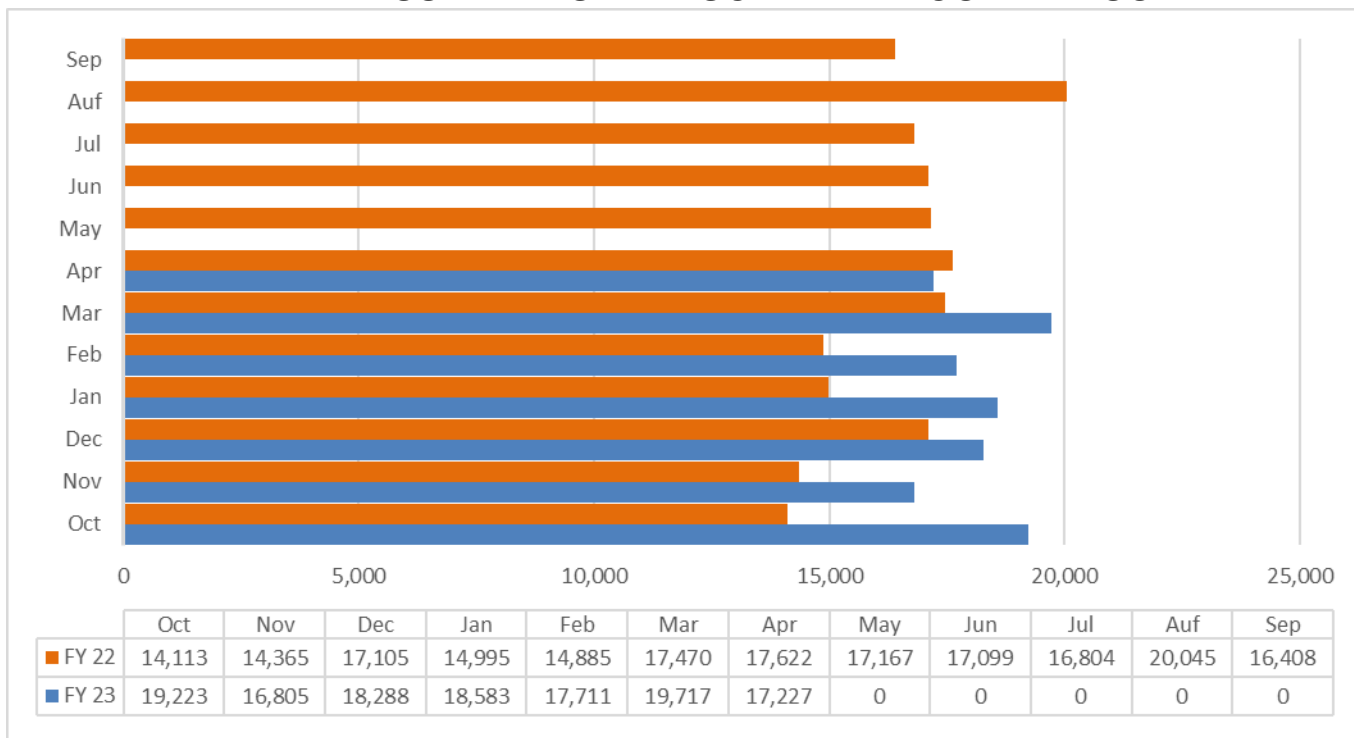


## LAKE COUNTY CONNECTION RIDERSHIP COMPARISON



*Fiscal Year 2023 ridership is 34,534. This is a 13.7% increase from the same period last year.*

## LAKEXPRESS RIDERSHIP FISCAL YEAR COMPARISON



*Fiscal Year 2023 ridership is 127,554. Overall, 15.4% increase from the same period last year.*

## Transportation Projects

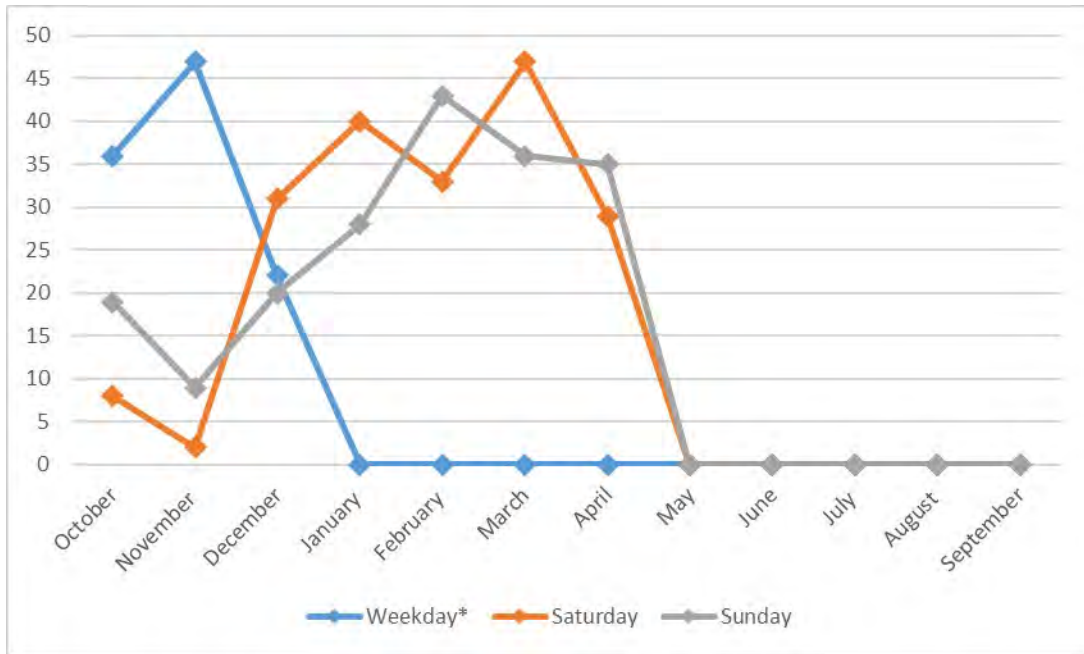
- **Current Formal Solicitations**

- Rebid of Touchless Fare Solution - Provision for a digital mobile ticketing solution that allows riders to purchase electronic bus fares from a free and secure web-based application.
  - Previous selected bidder took late exception to procurement documents, which could not be honored.
  - Rebid received three proposals, currently under review by the Selection Committee.

- **Upcoming Formal Solicitations**

- None scheduled at this time.

## LYNX ROUTE 55 AVERAGE RIDERSHIP FOR LAKE COUNTY



\*Weekday service provided by LakeXpress beginning December 12, 2022.

---

*The average weekend ridership between October 2022 and April 2023 is 6.33 trips.*

---

## VAN POOL UPDATE

Enterprise continues to operate two vans in Lake County while VRide utilizes one van.



## *Florida Department of Transportation*

RON DESANTIS  
GOVERNOR

719 South Woodland Boulevard  
DeLand, Florida 32720-6834

JARED W. PERDUE, P.E.  
SECRETARY

### **Lake and Sumter Counties Project Status Update as of May 31, 2023**

The following is a brief status update on major FDOT road construction projects in Lake and Sumter counties as of the May cutoff. The next cutoff date is June 30, 2023. Information is also available on [www.cflroads.com](http://www.cflroads.com). For questions, please contact Melissa S. McKinney at 386-943-5077 or via email at [melissa.mckinney@dot.state.fl.us](mailto:melissa.mckinney@dot.state.fl.us).

#### **LAKE COUNTY**

##### **Upcoming Projects:**

##### **Current Projects:**

##### **445684-1 U.S. 441 Traffic Signals at C.R. 44C Eudora Rd.**

- Contract: T5750
- Contractor: Chinchor Electric Inc.
- Estimated Start: May 20, 2023
- Estimated Completion: Fall 2023
- Construction Cost: \$1 Million
- Description: The purpose of the project is to provide intersection improvements at U.S. 441/State Road (S.R.) 44 at County Road 44C (Eudora Road), including replacing the single diagonal span with a box span wire.
- Update: The contractor is currently working on layout and MOT operations as well as directional bore conduit.

##### **439142-1 S.R. 44 Milling and Resurfacing from Orange Ave. to east of Green Forrest Dr.**

- Contract: E55B1
- Contractor: P & S Paving
- Estimated Start: March 9, 2023
- Estimated Completion: Spring 2024
- Construction Cost: \$6.2 Million
- Description: This project will resurface State Road (S.R.) 44 from Orange Avenue to 500 feet east of Green Forest Drive. The project includes providing bicycle keyhole lanes at several intersections and making necessary roadside improvements.
- Update: Preparations for a lane closure within project limits between C.R. 439 and east of Britt Road are underway. This lane closure is in aid of grouting operations currently taking place.

#### **445294-1 S.R. 40 Milling and Resurfacing from Marion County Line to Volusia County Line**

- Contract: E58B2
- Contractor: P & S Paving
- Estimated Start: January 30, 2023
- Estimated Completion: Late 2023
- Construction Cost: \$8.1 Million
- Description: Work will consist of milling and resurfacing the roadway from Marion County Line to Volusia County Line. The project will also include pavement widening shoulder, drainage modifications and guardrail adjustments as needed. Other improvements consist of signing upgrades and pavement markings within the project limits.
- Update: Side drainage work is 100% complete. Side Underdrain is also 100% complete. Milling and paving is ongoing and is 75% complete. Motorists should expect daytime lane closures within the project limits as needed.

#### **443166-1 S.R. 50 Milling and Resurfacing from east of S.R. 471 to Lake County Line**

- Contract: T5771
- Contractor: Anderson Columbia Co., Inc
- Start: February 13, 2023
- Estimated Completion: Fall 2023
- Construction Cost: \$3.9 Million
- Description: Work will consist of milling and resurfacing the roadway from east of S.R. 471 to Lake County line. The project will cover approximately 6.4 miles and will include drainage improvements, signage, pavement markings and other incidental construction.
- Update: Active work includes milling and paving operations as well as sodding and striping operations within the project limits. Motorists should expect nighttime lane closures.

#### **445304-1 S.R. 25/500- Milling & Resurfacing from Morse Blvd. to north of SE 178TH Place**

- Contract: E50B9
- Contractor: Anderson Columbia
- Start: February 11, 2023
- Estimated Completion: Spring 2024
- Construction Cost: \$8.1 million
- Description: The purpose of the project is to rehabilitate the asphalt pavement to extend the service life of the existing roadway, including necessary roadside improvements.
- Update: Contractor is currently working on grading and embankment on the SB sidewalks. Forming and pouring sidewalk is ongoing SB and NB and directional drilling has also begun at Morse Blvd.

**442875-1 SR 44 from east of SR 35 (Main Street) to Lake Co line**

- Contract: T5721
- Contractor: Anderson Columbia Co., Inc.
- Start: June 15, 2022
- Estimated Completion: Early 2024
- Construction Cost: 18.6 million
- Description: The purpose of this project is to resurface State Road (S.R.) 44 from east of S.R. 35 / U.S. 301 (Main Street) to the Lake County line. This project also will make safety enhancements at the intersection of S.R. 44 and U.S. 301, including adding a second left turn lane from westbound S.R. 44 to southbound U.S. 301, and extend the northbound U.S. 301 left turn lane to westbound S.R. 44. Also included in the project are drainage improvements, sidewalk construction, and adding new unmarked bicycle lanes.
- Update: Daytime operations include the continuing of 6" sidewalk ramps, ditch grading and sod placement. The contractor is also working on the gravity wall in from of McDonalds. Nighttime operations include paving the turnouts, side streets and the median areas. Motorists should expect daytime and nighttime lane closures within the project limits.

**238395-5 U.S. 441 widening from Lake Ella Road to Avenida Central in Lady Lake; includes elimination of U.S. 441 bridge over County Road 25 and creation of traditional intersection at that location.**

- Contract: T5650
- Contractor: Southland Construction, Inc.
- Start: July 27, 2020
- Estimated Completion: Early 2024
- Construction Cost: 45.3 million
- Description: This is a project to widen U.S. 441/U.S. 27/State Road (S.R.) 500 from four to six lanes between Lake Ella Road and Avenida Central. Both northbound and southbound U.S. 441 will be expanded from two to three lanes, and bicycle lanes and sidewalks will be added along the length of the project. The FDOT will also do drainage work, add signage, make lighting upgrades, make median access changes, and improve the aesthetics of the roadway with new landscaping. A key aspect of the project will be the removal of U.S. 441 bridges over County Road (C.R.) 25, and the creation of a new, at-grade intersection at that location. C.R. 25 will connect with U.S. 441 on the east side of the highway via a signalized intersection but will end as a cul-de-sac on the west side of U.S. 441.
- Update: Phase 3 active work includes signal, pipe, and subgrade operations as well as excavating at CR 25, and pouring concrete on curbs and sidewalks.

## SUMTER COUNTY

### **Current Projects:**

#### **435859-3 Widening of State Road 50 from Hernando/Sumter County line to east of CR 478A.**

- Contract: E56A6
- Contractor: Ranger Construction Industries, Inc.
- Start: November 2, 2021
- Estimated Completion: Early 2024
- Description: The purpose of this project is to widen State Road (S.R.) 50 from two to four lanes. This is to provide increased capacity and improved safety. The project begins at the Hernando/Sumter County line and ends just east of County Road (C.R.) 478A.
- Update: Active work includes grading, sodding, paving and drainage operations. The contractor is also working on completing punch list items for the bridge.

#### **438562-3 Reconstructing the southbound rest area along Interstate 75 in Sumter County.**

- Contract: E51A0
- Contractor: David Nelson Construction
- Start: May 20, 2021
- Estimated Completion: Spring 2023
- Description: This project includes full reconstruction of the southbound rest area along Interstate 75 (I-75) in Sumter County. This project also includes expanding parking.
- Update: Contractor is working on punch list items and making corrections accordingly. Testing and balancing of HVAC systems is ongoing.



## Florida Department of Transportation

RON DESANTIS  
GOVERNOR

Turkey Lake Service Plaza  
Mile Post 263 | Bldg. #5315  
P.O. Box 613069, Ocoee, Florida 34761

JARED W. PERDUE, P.E.  
SECRETARY

June 6, 2023

Contact: Siao Si Fine [siao.si.fine@dot.state.fl.us](mailto:siao.si.fine@dot.state.fl.us)

(407) 264-3494

### FLORIDA DEPARTMENT OF TRANSPORTATION, FLORIDA'S TURNPIKE ENTERPRISE LAKE/SUMTER MPO CONSTRUCTION UPDATE REPORT

**PROJECT: NORTHERN TURNPIKE MAINLINE/SR 91 WIDENING PROJECT FROM SR 50/CLERMONT TO HANCOCK ROAD/MINNEOLA (MILEPOSTS 273 TO 279)**

**DETAILS:** Florida's Turnpike Enterprise is widening Florida's Turnpike/SR 91 from four to eight lanes from Clermont/SR 50 to Minneola/ Hancock Road, in Lake and Orange counties.

**DESCRIPTION:** This project includes constructing a new Fosgate Road bridge over the Turnpike. The bridges at County Road (CR) 438 and CR 455 will also be replaced, as well as the Turnpike bridges over Jones Road, Old Highway 50, and Blackstill Lake Road. The West Orange Trail bridge over the Turnpike will be replaced with a prefabricated structure. New electronic tolling gantries and buildings will be installed, and the existing toll booths and canopies at the SR 50/Clermont entrance and exit ramps will be demolished. Safety improvements for this project include a new Intelligent Transportation System (ITS), new signage, new pavement markings, new signalization, new lighting, and new drainage systems.

**The construction cost of the project is estimated at \$162.3M. The project is anticipated to be completed in mid-2026.**

**CURRENT ACTIVITIES:** Throughout the month of June, the contractor will begin demolition of the northbound Turnpike bridge over Jones Road and Old Highway 50 bridge with pile driving and substructure work following demolition. Pile driving and substructure construction for the Fosgate Road and Blackstill Lake Road bridges is ongoing and scheduled for late 2023 completion.

Construction on the West Orange Trail bridge is ongoing. The water main tie in is anticipated to be completed in June and the bridge opened in August 2023.

Other work within the project limits includes pond construction, temporary and permanent lighting, box culvert extensions, embankment, subgrade and base placement, temporary asphalt, fencing, temporary and permanent retaining wall construction along with temporary and permanent drainage. The next phase of construction for Phase III (the reconstruction of the northbound mainline) has begun. Toll



building foundation and conduit work at Highway 50 (milepost 272) has begun and is scheduled for mid-2024 completion.

**PROJECT CONTACT:**

Yasir Mercado, M.A., Community Outreach Specialist

[Yasir.Mercado@dot.state.fl.us](mailto:Yasir.Mercado@dot.state.fl.us)

(954) 934-1138

**CONTRACTOR:** Jr. Davis Construction Company

**PROJECT: NORTHERN TURNPIKE MAINLINE/SR 91 WIDENING PROJECT FROM MINNEOLA TO O'BRIEN ROAD (MILEPOSTS 279 TO 286)**

**DETAILS:** Florida's Turnpike Enterprise is widening Florida's Turnpike/SR 91 from four to eight lanes from Minneola/Hancock Road to O'Brien Road, in Lake County.

**DESCRIPTION:** This project will widen Florida's Turnpike from two to four lanes in each direction, for a total of eight lanes within the project limits. It also includes reconstruction of all bridges within the project limits, interchange improvements at US 27 South, and installation of new continuous LED lighting from the Minneola interchange to the US 27 South interchange and under Turnpike bridges over CR 561 and SR 19. This project also includes the installation of taller guardrails, highly reflective signage, Closed Circuit Television devices, ITS, and pavement markings.

**The construction cost of the project is estimated at \$233M. The project is anticipated to begin in late 2022 and be completed in mid-2028.**

**CURRENT ACTIVITIES:** Throughout the month of June, the contractor will continue clearing and grubbing operations within the project limits. Sub-soil excavation continues ahead of earthwork and includes moving excavated materials from backslopes and new pond areas to fill locations. The contractor will work on temporary base and asphalt operations for upcoming traffic control shifts.

Work continues on the new storm water drainage system throughout the project with the construction of box culverts to extend the existing structures. MSE walls will be constructed at the Scrub Jay Lane and the US 27 off ramp bridges and bridge substructure work will follow. Pile driving operations will also begin for the new CR 561 bridge.

Other work within the project limits includes installation of temporary ITS.

**PROJECT CONTACT:**

Yasir Mercado, M.A., Community Outreach Specialist

[Yasir.Mercado@dot.state.fl.us](mailto:Yasir.Mercado@dot.state.fl.us)

(954) 934-1138

**CONTRACTOR:** The Lane Construction Corporation

**PROJECT: SOUTHBOUND NORTHERN TURNPIKE MAINLINE/SR 91 RECONSTRUCT AND SAFETY IMPROVEMENTS FROM MILEPOST 289 TO MILEPOST 297**

**DETAILS:** Florida's Turnpike Enterprise is resurfacing the southbound lanes of Florida's Turnpike/SR 91 from Milepost 289 to Milepost 297 in Lake County.

**DESCRIPTION:** This project includes resurfacing the southbound lanes of Florida's Turnpike, rehabilitating culverts, replacing existing guardrails, installing signage, and adding new pavement markings. Bridge deck expansion joints will be replaced at the Palatlahaha Creek and CR 48 bridges.

**The construction cost of the project is estimated at \$8.7M. The project is anticipated to be completed in late 2023.**

**CURRENT ACTIVITIES:** Throughout the month of May, the contractor completed asphalt replacement to cover the rumble strips along the shoulder and the dewatering and de-silting of 12 box culverts that required repairs. The contractor is working on permanent signage throughout the month of June. Deep mill paving operations began June 4, and will continue through mid-June, weather permitting. Mainline paving operations will begin once the deep mill operations have been completed.

**PROJECT CONTACT:**

Louis Grisoglio, Community Outreach Specialist  
[Louis.Grisoglio@dot.state.fl.us](mailto:Louis.Grisoglio@dot.state.fl.us)  
(407) 264-3069

**CONTRACTOR:** C.W. Roberts Contracting, Inc.

---

**LANE CLOSURE INFORMATION:**

Lane closures will generally take place during off-peak hours to minimize traffic congestion and delays for most drivers. Closures will be announced in advance in the Central and West Central Florida Weekly Lane Closures and Work Zone Advisory. <https://floridasturnpike.com/traveler-resources/construction-updates/>.