



Lake-Sumter MPO

Technical Advisory Committee Agenda

Date / Time: February 8, 2023 | 1:30 PM

Lake-Sumter MPO - Technical Advisory Committee (TAC) Meeting - February 2023

Feb 8, 2023, 1:30 – 3:00 PM (America/New York)

Please join my meeting from your computer, tablet or smartphone.

<https://meet.goto.com/597139565>

You can also dial in using your phone.

Access Code: 597-139-565

United States (Toll Free): [1 866 899 4679](tel:18668994679)

United States: [+1 \(571\) 317-3116](tel:+15713173116)

Get the app now and be ready when your first meeting starts: <https://meet.goto.com/install>

FEBRUARY 8, 2023, TAC AGENDA PACKET

Minutes
Lake-Sumter Metropolitan Planning Organization
Technical Advisory Committee (TAC) Meeting

Wednesday, October 12, 2022
Regular Meeting, 1:30 p.m.

1300 Citizens Blvd., Suite 175
Leesburg, Florida 34748
Phone (352) 315-0170

OPENING

Chair Deborah Snyder, called the meeting to order at 1:30 p.m.; and confirmed the meeting was properly noticed and a quorum was present. Motion was made by Wendy Then to allow virtual member voting, seconded by Jill Brown – motion passed 12-0.

Members Present

Melving Isaac	Lake County
Helen LaValley	Lake County Schools
Deborah Snyder - Chair	Sumter County
Jill Brown	Lake County/Transit
John Kruse	City of Clermont
Rick Gierok	City of Eustis
Wendy Then	Town of Lady Lake
Cliff Kelsey	City of Leesburg
Joyce Heffington	City of Minneola
George Marek	City of Mount Dora
Antonio Fabre	City of Tavares
Melanie Peavy	City of Wildwood

Members Absent

Stephen Cross	Town of Astatula
Mike Eastburn	City of Bushnell
Rob Dicus	City of Fruitland Park
Tim Maslow	City of Groveland
Max Spann	City of Mascotte
Aaron Mercer	City of Umatilla

Staff Present

Mike Woods	Executive Director
Doris LeMay	Executive Assistant

I. AGENDA UPDATE
None

II. COMMENTS FROM THE GENERAL PUBLIC ON ANY AGENDA ITEMS
None

III. CONSENT AGENDA -None

IV. ACTION ITEMS

- A. Approval of June 8, 2022, TAC Meeting Minutes

Motion was made by Wendy Then to approve the June 8, 2022, TAC Meeting Minutes, seconded by Jill Brown – motion passed 12-0.

- B. Review and approve the Emergency Transportation Improvement Program FY 2023-2027 (TIP) Roll Forward Amendment that occurred on September 23, 2022.

Motion was made by Jill Brown to approve the Emergency TIP Roll Forward Amendment, seconded George Marek – motion passed 12-0.

V. DISCUSSION ITEMS

- A. Recommendation to the Board to be part of the Regional Transportation Management and Operations Program (RTSMOP) – Michael Woods
- B. 2023 List of Priority Projects (LOPP) Update and Call for projects
Mike Vaudo and Jim Wood, Kimley Horn & Associates presented update.
- C. 2045 Long Range Transportation Plan Amendment #2 and Call for projects
Michael Woods presented update.
- D. Regional and Local Multi-use Trail Update – Jeff Earhart, Gallus Quigley, Michael Stephens presented updates.

VI. PRESENTATIONS, STATUS REPORTS

- A. Transit Update – Jill Brown
- B. Urban SDK – GIS Data and Analytics Platform – Micah Dickman
- C. FDOT Report – In package
- D. FTE Report – In package
- E. County, City Updates, Committee Member Comments –

VII. ADJOURNMENT There being no further business, meeting adjourned at 3:06 p.m.

Deborah Snyder, Chair



Unified Planning Work Program

July 1, 2022 – June 30, 2023 &
July 1, 2023 – June 30, 2024

Prepared by:

Lake~Sumter Metropolitan Planning Organization
1300 Citizens Blvd, Suite 175
Leesburg, FL 34748
www.LakeSumterMPO.com

FY 2022/23 through FY 2023/24
FM# 439329-4-14-01
FM# 431400-1-14-30
FAP# 0457-060-M

Code of Federal Domestic Assistance Numbers:
20.205 – Highway Planning and Construction
20.505 – Federal Transit Technical Studies Grant (Metropolitan Planning)



UPWP AMENDMENT #2 PACKET

Adopted: April 27, 2022 (Effective July 1, 2022)
Amended: November 7, 2022
Amended February 22, 2023

The preparation of this report was financed in part by the U.S. Department of Transportation, the Federal Highway Administration, the Federal Transit Administration with the Florida Department of Transportation, Transportation Disadvantaged Trust Fund, and local participating governments. The views and opinions of this report do not necessarily reflect the official views or policy of the U.S. Department of Transportation.

Public participation is solicited without regard to race, color, national origin, age, sex, religion, disability, or family status.

PUBLIC NOTICE of a 2023-2024 UNIFIED PLANNING WORK PROGRAM AMENDMENT

Pursuant to the provisions of Chapter 286, Florida Statute, Section 286.0105, Sunshine Law, the Lake-Sumter Metropolitan Planning Organization (MPO) has scheduled the following for **February 2023**

This ad is to serve as legal notice that the Lake-Sumter Metropolitan Planning Organization (MPO) will open the Public Review Period on February 1, 2023, for the amendment of the 2023-2024 Unified Planning Work Program (UPWP) and will close upon the Amendment approval at February 22, 2023, at the Lake-Sumter MPO Governing Board Meeting. The public is encouraged to participate in the approval of the 2023-2024 Unified Planning Work Program Amendment process. The UPWP is a federally required document that all Metropolitan Planning Organizations are required to develop every two years. It represents the two-year scope of services to be accomplished and the budget allocation for each task for the next twenty-year period

The 2023-2024 Unified Planning Work Program Amendment may be reviewed on our website at www.LakeSumterMPO.com or call (352) 315-0170 and leave a message. Any questions should be directed to Michael Woods, Executive Director, Lake-Sumter MPO, 1300 Citizens BLVD., Suite 175, Leesburg, FL 34748, or call at (352) 315-0170; or by e-mail at MWoods@LakeSumterMPO.com

One or more MPO Governing Board members or one or more Lake County Board of County Commissioners or Sumter County Board of County Commissioners, and one or more members of different committees or boards may be in attendance and may participate in discussions on any of the committee or board meetings noticed in this monthly schedule. The list of meetings is not all-inclusive and may not contain special meetings or meetings that may not have been scheduled as of this posting. All interested citizens are welcome to attend. Public participation is solicited without regard to race, color, national origin, age, sex, religion, disability, or family status. Persons who require special accommodations under the Americans with Disabilities Act or persons who require translation services (free of charge) should contact the MPO at 352-315-0170 at least seven days prior to the scheduled meeting. Pursuant to the provisions of Chapter 286, Florida Statute, Section 286.0105, if a person decides to appeal any decision made by an above-named committee with respect to any matter considered during any meeting of such committee, they may need to ensure a verbatim record of the proceedings is made, which may include the testimony and evidence upon which the appeal is to be based.

LAKE-SUMTER MPO Meetings for February 2023

- **Technical Advisory Committee (TAC) February 8, 2023, at 1:30 PM**
- **Community Advisory Committee *CAC) February 8, 2023, at 3:00 PM**
- **Executive Committee (EC) February 22, 2023, at 1:00 PM**
- **MPO Governing Board February 22, 2023, at 2:00 PM**

All meetings are held at the MPO Office located at 1300 Citizens Blvd., Suite 175, Leesburg, FL 34748

www.LakeSumterMPO.com

UPWP Amendment moving funds to balance Task budgets. This funding adjustment requires MPO Board approval as it is over the threshold to be considered a modification.

Summary of moving funds:

PL 112 Funds (G2795)

- (1) Move 60,000 From Task 4 Consultants to Task 3 Consultants
- (2) Move 10,000 From Task 4 Personnel to Task 3 Consultants

5305 Funds (G2761) FDOT has requested the MPO spend the 5305 funds prior to PL funds

- (1) Move 30,229 Task 2 Consultant to Task 4 Consultant

5305 Funds (G1X23) FDOT has request the MPO spend the 5305 funds prior to the PL funds

- (1) Move 24,005 From Task 1 MPO Staff Salaries to Task 3 Consultants
- (2) Move 10,265.59 From Task 1 Consulting Services to Task 3 Consultants
- (3) Move 6,250 From Task 1 Accounting/Financial Analysis to Task 3 Consultants
- (4) Move 3,000 From Task 2 Personnel to Task 3 Consultants
- (5) Move 6,000 From Task 2 Consultant to Task 3 Consultants
- (6) Move 4,500 From Task 3 Personnel to Task 3 Consultants
- (7) Move 4,500 From Task 4 Personnel to Task 3 Consultants
- (8) Move 1,500 From Task 5 Personnel to Task 3 Consultants
- (9) Move 2,991.40 From Task 5 Consultant to Task 3 Consultants
- (10) Move 2,000 From Task 6 MPO Staff Salaries to Task 3 Consultants

ORIGINAL

Task 1 Administration and Management						
2023						
Funding Source	FHWA		FFY 21 FTA 5305(d)		FY 2023 Total	
Contract Number	G2795		G1X23			
Source Level	PL	Total	Federal	Total		
Personnel (salary and benefits)						
MPO Staff Salaries	\$ 193,510	-	\$ 24,005	-	\$ 217,515	
Personnel (salary and benefits)	\$ 193,510	\$ 193,510	\$ 24,005	\$ 24,005	\$ 217,515	
Consultant						
Consulting Services	\$ 37,272	-	\$ 12,000	-	\$ 49,272	
Accounting/Financial Analysis	\$ 64,200	-	\$ 6,250	-	\$ 70,450	
Consultant Subtotal	\$ 101,472	\$ 101,472	\$ 18,250	\$ 18,250	\$ 119,722	
Travel						
Travel/Training	\$ 4,250	-	-	-	\$ 4,250	
Travel Subtotal	\$ 4,250	\$ 4,250	\$ -	\$ -	\$ 4,250	
Direct Expenses						
Annual Financial Audit	\$ 15,000	-	-	-	\$ 15,000	
Telecommunications	\$ 4,560	-	-	-	\$ 4,560	
Freight and Postage	\$ 200	-	\$ 100	-	\$ 300	
Office Lease	\$ 33,500	-	-	-	\$ 33,500	
Insurance	\$ 4,351	-	-	-	\$ 4,351	
Lake County Document Services	\$ 1,000	-	-	-	\$ 1,000	
Support Services by Lake County	\$ 29,000	-	-	-	\$ 29,000	
Legal Advertisements	\$ 500	-	-	-	\$ 500	
Office Supplies	\$ 3,000	-	-	-	\$ 3,000	
Info Tech Supplies	\$ 16,751	-	-	-	\$ 16,751	
Janitorial Services	\$ 3,500	-	-	-	\$ 3,500	
Direct Expenses Subtotal	\$ 111,362	\$ 111,362	\$ 100	\$ 100	\$ 111,462	
Total	\$ 410,594	\$ 410,594	\$ 42,355	\$ 42,355	\$ 452,949	
2024						
Funding Source	FHWA				FY 2024 Total	
Contract Number	G2795					
Source	PL	Total				
Personnel (salary and benefits)						
MPO Staff Salaries	\$ 193,510	-	-	-	\$ 193,510	
Personnel (salary and benefits)	\$ 193,510	\$ 193,510	\$ -	\$ -	\$ 193,510	
Consultant						
Consulting Services	\$ 41,522	-	-	-	\$ 41,522	
Accounting/Financial Analysis	\$ 64,200	-	-	-	\$ 64,200	
Consultant Subtotal	\$ 105,722	\$ 105,722	\$ -	\$ -	\$ 105,722	
Travel						
Travel/Training	\$ 4,250	-	-	-	\$ 4,250	
Travel Subtotal	\$ 4,250	\$ 4,250	\$ -	\$ -	\$ 4,250	
Direct Expenses						
Annual Financial Audit	\$ 15,000	-	-	-	\$ 15,000	
Telecommunications	\$ 3,060	-	-	-	\$ 3,060	
Freight and Postage	\$ 200	-	-	-	\$ 200	
Office Lease	\$ 34,500	-	-	-	\$ 34,500	
Insurance	\$ 4,351	-	-	-	\$ 4,351	
Lake County Document Services	\$ 3,000	-	-	-	\$ 3,000	
Support Services by Lake County	\$ 29,000	-	-	-	\$ 29,000	
Legal Advertisements	\$ 2,500	-	-	-	\$ 2,500	
Office Supplies	\$ 5,000	-	-	-	\$ 5,000	
Info Tech Supplies	\$ 7,200	-	-	-	\$ 7,200	
Janitorial Services	\$ 3,500	-	-	-	\$ 3,500	
Direct Expenses Subtotal	\$ 107,311	\$ 107,311	\$ -	\$ -	\$ 107,311	
Total	\$ 410,793	\$ 410,793	\$ -	\$ -	\$ 410,793	

PROPOSED

Task 1 Administration and Management					
2023					
Funding Source	FHWA		FFY 21 FTA 5305(d)		FY 2023 Total
Contract Number	G2795		G1X23		
Source Level	PL	Total	Federal	Total	
Personnel (salary and benefits)					
MPO Staff Salaries	\$ 193,510	-		-	\$ 193,510
Personnel (salary and benefits)	\$ 193,510	\$ 193,510	\$ -	\$ -	\$ 193,510
Consultant					
Consulting Services	\$ 37,272	-	\$ 1,734	-	\$ 39,006
Accounting/Financial Analysis	\$ 64,200	-		-	\$ 64,200
Consultant Subtotal	\$ 101,472	\$ 101,472	\$ 1,734	\$ 1,734	\$ 103,206
Travel					
Travel/Training	\$ 4,250	-		-	\$ 4,250
Travel Subtotal	\$ 4,250	\$ 4,250	\$ -	\$ -	\$ 4,250
Direct Expenses					
Annual Financial Audit	\$ 15,000	-		-	\$ 15,000
Telecommunications	\$ 4,560	-		-	\$ 4,560
Freight and Postage	\$ 200		\$ 100		\$ 300
Office Lease	\$ 33,500				\$ 33,500
Insurance	\$ 4,351	-		-	\$ 4,351
Lake County Document Services	\$ 1,000	-		-	\$ 1,000
Support Services by Lake County	\$ 29,000				\$ 29,000
Legal Advertisements	\$ 500				\$ 500
Office Supplies	\$ 3,000				\$ 3,000
Info Tech Supplies	\$ 16,751				\$ 16,751
Janitorial Services	\$ 3,500				\$ 3,500
Direct Expenses Subtotal	\$ 111,362	\$ 111,362	\$ 100	\$ 100	\$ 111,462
Total	\$ 410,594	\$ 410,594	\$ 1,834	\$ 1,834	\$ 412,428
2024					
Funding Source	FHWA				FY 2024 Total
Contract Number	G2795				
Source	PL	Total		Total	
Personnel (salary and benefits)					
MPO Staff Salaries	\$ 193,510	-		-	\$ 193,510
Personnel (salary and benefits)	\$ 193,510	\$ 193,510	\$ -	\$ -	\$ 193,510
Consultant					
Consulting Services	\$ 41,522	-		-	\$ 41,522
Accounting/Financial Analysis	\$ 64,200	-		-	\$ 64,200
Consultant Subtotal	\$ 105,722	\$ 105,722	\$ -	\$ -	\$ 105,722
Travel					
Travel/Training	\$ 4,250	-		-	\$ 4,250
Travel Subtotal	\$ 4,250	\$ 4,250	\$ -	\$ -	\$ 4,250
Direct Expenses					
Annual Financial Audit	\$ 15,000	-		-	\$ 15,000
Telecommunications	\$ 3,060				\$ 3,060
Freight and Postage	\$ 200				\$ 200
Office Lease	\$ 34,500				\$ 34,500
Insurance	\$ 4,351				\$ 4,351
Lake County Document Services	\$ 3,000				\$ 3,000
Support Services by Lake County	\$ 29,000				\$ 29,000
Legal Advertisements	\$ 2,500				\$ 2,500
Office Supplies	\$ 5,000				\$ 5,000
Info Tech Supplies	\$ 7,200	-		-	\$ 7,200
Janitorial Services	\$ 3,500	-		-	\$ 3,500
Direct Expenses Subtotal	\$ 107,311	\$ 107,311	\$ -	\$ -	\$ 107,311
Total	\$ 410,793	\$ 410,793	\$ -	\$ -	\$ 410,793

ORIGINAL

Task 2 Short Range Planning								
2023								
Funding Source	FHWA		FFY 21 FTA 5305(d)		FFY 21 FTA 5305(d)		FY 2023 Total	
Contract Number	G2795		G2761		G1X23			
Source Level	PL	Total	Federal	Total	Federal	Total		
Personnel (salary and benefits)								
MPO Staff Salaries	\$ 20,713	-			\$ 3,000	-	\$ 23,713	
Personnel (salary and benefits)	\$ 20,713	\$ 20,713	\$ -	\$ -	\$ 3,000	\$ 3,000	\$ 23,713	
Consultant								
Consulting Services	\$ 55,255	-	\$ 30,229	-	\$ 6,000	-	\$ 91,484	
Consultant Subtotal	\$ 55,255	\$ 55,255	\$ 30,229	\$ 30,229	\$ 6,000	\$ 6,000	\$ 91,484	
Total	\$ 75,967	\$ 75,967	\$ 30,229	\$ 30,229	\$ 9,000	\$ 9,000	\$ 115,196	
2024								
Funding Source	FHWA						FY 2024 Total	
Contract Number	G2795							
Source	PL	Total		Total		Total		
Personnel (salary and benefits)								
MPO Staff Salaries	\$ 20,713	-					\$ 20,713	
Personnel (salary and benefits)	\$ 20,713	\$ 20,713	\$ -	\$ -	\$ -	\$ -	\$ 20,713	
Consultant								
Consulting Services	\$ 85,484	-					\$ 85,484	
Consultant Subtotal	\$ 85,484	\$ 85,484	\$ -	\$ -	\$ -	\$ -	\$ 85,484	
Total	\$ 106,196	\$ 106,196	\$ -	\$ -	\$ -	\$ -	\$ 106,196	

PROPOSED

Task 2 Short Range Planning								
2023								
Funding Source	FHWA		FFY 21 FTA 5305(d)			FFY 21 FTA 5305(d)		FY 2023 Total
Contract Number	G2795		G2761			G1X23		
Source Level	PL	<i>Total</i>	Federal	<i>Total</i>		Federal	<i>Total</i>	
MPO Budget Reference	CPG		FTA					
Personnel (salary and benefits)								
MPO Staff Salaries	\$ 20,713	-		-		-	-	\$ 20,713
Personnel (salary and benefits)	\$ 20,713	\$ 20,713	\$ -	\$ -	\$ -	\$ -	\$ -	\$ 20,713
Consultant								
Consulting Services	\$ 55,255	-		-		-	-	\$ 55,255
Consultant Subtotal	\$ 55,255	\$ 55,255	\$ -	\$ -	\$ -	\$ -	\$ -	\$ 55,255
Total	\$ 75,967	\$ 75,967	\$ -	\$ -	\$ -	\$ -	\$ -	\$ 75,967
2024								
Funding Source	FHWA							FY 2024 Total
Contract Number	G2795							
Source	PL	<i>Total</i>	<i>Total</i>		<i>Total</i>			
MPO Budget Reference	CPG							
Personnel (salary and benefits)								
MPO Staff Salaries	\$ 20,713	-		-		-	-	\$ 20,713
Personnel (salary and benefits)	\$ 20,713	\$ 20,713	\$ -	\$ -	\$ -	\$ -	\$ -	\$ 20,713
Consultant								
Consulting Services	\$ 85,484	-		-		-	-	\$ 85,484
Consultant Subtotal	\$ 85,484	\$ 85,484	\$ -	\$ -	\$ -	\$ -	\$ -	\$ 85,484
Total	\$ 106,196	\$ 106,196	\$ -	\$ -	\$ -	\$ -	\$ -	\$ 106,196

ORIGINAL

Task 3 Long Range Planning								
2023								
Funding Source	FHWA		FFY 21 FTA 5305(d)		FFY 21 FTA 5305(d)		FY 2023 Total	
Contract Number	G2795		G2761		G1X23			
Source Level	PL	Total	Federal	Total	Federal	Total		
Personnel (salary and benefits)								
MPO Staff Salaries	\$ 20,713	-		-	\$ 4,500	-	\$ 25,213	
Personnel (salary and benefits)	\$ 20,713	\$ 20,713	\$ -	\$ -	\$ 4,500	\$ 4,500	\$ 25,213	
Consultant								
Consulting Services	\$ 124,649	-		-	\$ 20,000	-	\$ 144,649	
Consultant Subtotal	\$ 124,649	\$ 124,649	\$ -	\$ -	\$ 20,000	\$ 20,000	\$ 144,649	
Total	\$ 145,361	\$ 145,361	\$ -	\$ -	\$ 24,500	\$ 24,500	\$ 169,861	
2024								
Funding Source	FHWA						FY 2024 Total	
Contract Number	G2795							
Source	PL	Total		Total		Total		
Personnel (salary and benefits)								
MPO Staff Salaries	\$ 20,713	-		-		-	\$ 20,713	
Personnel (salary and benefits)	\$ 20,713	\$ 20,713	\$ -	\$ -	\$ -	\$ -	\$ 20,713	
Consultant								
Consulting Services	\$ 110,686	-		-		-	\$ 110,686	
Consultant Subtotal	\$ 110,686	\$ 110,686	\$ -	\$ -	\$ -	\$ -	\$ 110,686	
Total	\$ 131,398	\$ 131,398	\$ -	\$ -	\$ -	\$ -	\$ 131,398	

PROPOSED

Task 3 Long Range Planning								
2023								
Funding Source	FHWA		FFY 21 FTA 5305(d)			FFY 21 FTA 5305(d)		FY 2023 Total
Contract Number	G2795		G2761			G1X23		
Source Level	PL	Total	Federal	Total	Federal	Total		
MPO Budget Reference	CPG		FTA					
Lookup Name	2023 FHWA G2795 (PL)	FHWA G2795 (Total)	FY 21 FTA 5305(d) G2761 (F	21 FTA 5305(d) G2761 (T	FTA 5305(d) G1X	FTA 5305(d) G1X23 (Total)		
Personnel (salary and benefits)								
MPO Staff Salaries	\$ 20,713	-		-		-	\$ 20,713	
Personnel (salary and benefits)	\$ 20,713	\$ 20,713	\$ -	\$ -	\$ -	\$ -	\$ 20,713	
Consultant								
Consulting Services	\$ 194,649	-		-	\$ 85,012	-	\$ 279,661	
Consultant Subtotal	\$ 194,649	\$ 194,649	\$ -	\$ -	\$ 85,012	\$ 85,012	\$ 279,661	
Total	\$ 215,361	\$ 215,361	\$ -	\$ -	\$ 85,012	\$ 85,012	\$ 300,373	
2024								
Funding Source	FHWA							FY 2024 Total
Contract Number	G2795							
Source	PL	Total		Total		Total		
MPO Budget Reference	CPG							
Lookup Name	2024 FHWA G2795 (PL)	FHWA G2795 (Total)	(Total)			(Total)		
Personnel (salary and benefits)								
MPO Staff Salaries	\$ 20,713	-		-		-	\$ 20,713	
Personnel (salary and benefits)	\$ 20,713	\$ 20,713	\$ -	\$ -	\$ -	\$ -	\$ 20,713	
Consultant								
Consulting Services	\$ 110,686	-		-		-	\$ 110,686	
Consultant Subtotal	\$ 110,686	\$ 110,686	\$ -	\$ -	\$ -	\$ -	\$ 110,686	
Total	\$ 131,398	\$ 131,398	\$ -	\$ -	\$ -	\$ -	\$ 131,398	

ORIGINAL

Task 4 Special Studies										
2023										
Funding Source	FHWA			FFY 21 FTA 5305(d)		CTD		FFY 21 FTA 5305(d)		FY 2023 Total
Contract Number	G2795			G2761		G3		G1X23		
Source Level	PL	Total		Federal	Total	State	Total	Federal	Total	
Personnel (salary and benefits)										
MPO Staff Salaries	\$ 41,425	-			-		-	\$ 4,500	-	\$ 45,925
Personnel (salary and benefits)	\$ 41,425	\$ 41,425		\$ -	\$ -	\$ -	\$ -	\$ 4,500	\$ 4,500	\$ 45,925
Consultant										
Consulting Services	\$ 186,415	-		\$ 90,686	-	\$ 48,029	-	\$ 32,500	-	\$ 357,630
Consultant Subtotal	\$ 186,415	\$ 186,415		\$ 90,686	\$ 90,686	\$ 48,029	\$ 48,029	\$ 32,500	\$ 32,500	\$ 357,630
Travel										
Total	\$ 227,840	\$ 227,840		\$ 90,686	\$ 90,686	\$ 48,029	\$ 48,029	\$ 37,000	\$ 37,000	\$ 403,555
2024										
Funding Source	FHWA			FFY 21 FTA 5305(d)		CTD		FFY 21 FTA 5305(d)		FY 2024 Total
Contract Number	G2795			G2761		G3		G1X23		
Source	PL	Total		Federal	Total	State	Total	Federal	Total	
Personnel (salary and benefits)										
MPO Staff Salaries	\$ 41,425	-			-		-	-	-	\$ 41,425
Personnel (salary and benefits)	\$ 41,425	\$ 41,425		\$ -	\$ -	\$ -	\$ -	\$ -	\$ -	\$ 41,425
Consultant										
Consulting Services	\$ 104,780	-			-	\$ 48,029	-		-	\$ 152,809
Consultant Subtotal	\$ 104,780	\$ 104,780		\$ -	\$ -	\$ 48,029	\$ 48,029	\$ -	\$ -	\$ 152,809
Total	\$ 146,205	\$ 146,205		\$ -	\$ -	\$ 48,029	\$ 48,029	\$ -	\$ -	\$ 194,234

PROPOSED

Task 4 Special Studies										
2023										
Funding Source	FHWA G2795		FFY 21 FTA 5305(d) G2761		CTD G3		FFY 21 FTA 5305(d) G1X23		FY 2023 Total	
Contract Number	PL	Total	Federal	Total	State	Total	Federal	Total		
Source Level	CPG		FTA		CTD					
MPO Budget Reference										
Lookup Name	2023 FHWA G2795 (PL)	FHWA G2795 (Total)	Y 21 FTA 5305(d) G2761 (F	FFY 21 FTA 5305(d) G2761 (Total)	2023 CTD G3 (State)	CTD G3 (Total)	FTA 5305(d) G1X	FTA 5305(d) G1X23 (Total)		
Personnel (salary and benefits)										
MPO Staff Salaries	\$ 31,425	-		-		-		-		\$ 31,425
Personnel (salary and benefits)	\$ 31,425	\$ 31,425	\$ -	\$ -	\$ -	\$ -	\$ -	\$ -	\$ -	\$ 31,425
Consultant										
Consulting Services	\$ 126,415	-	\$ 120,915	-	\$ 48,029	-	\$ 32,500	-	\$ 327,859	
Consultant Subtotal	\$ 126,415	\$ 126,415	\$ 120,915	\$ 120,915	\$ 48,029	\$ 48,029	\$ 32,500	\$ 32,500	\$ 327,859	
Travel										
Total	\$ 157,840	\$ 157,840	\$ 120,915	\$ 120,915	\$ 48,029	\$ 48,029	\$ 32,500	\$ 32,500	\$ 359,284	
2024										
Funding Source	FHWA G2795				CTD G3				FY 2024 Total	
Contract Number	PL	Total		Total	State	Total		Total		
Source Level	CPG				CTD					
MPO Budget Reference										
Lookup Name	2024 FHWA G2795 (PL)	FHWA G2795 (Total)		(Total)	2024 CTD G3 (State)	CTD G3 (Total)		(Total)		
Personnel (salary and benefits)										
MPO Staff Salaries	\$ 41,425	-		-		-		-		\$ 41,425
Personnel (salary and benefits)	\$ 41,425	\$ 41,425	\$ -	\$ -	\$ -	\$ -	\$ -	\$ -	\$ -	\$ 41,425
Consultant										
Consulting Services	\$ 104,780	-		-	\$ 48,029	-		-	\$ 152,809	
Consultant Subtotal	\$ 104,780	\$ 104,780	\$ -	\$ -	\$ 48,029	\$ 48,029	\$ -	\$ -	\$ 152,809	
Total	\$ 146,205	\$ 146,205	\$ -	\$ -	\$ 48,029	\$ 48,029	\$ -	\$ -	\$ 194,234	

ORIGINAL

Task 5 Public Outreach Participation						
2023						
Funding Source	FHWA			FFY 21 FTA 5305(d)		FY 2023 Total
Contract Number	G2795			G1X23		
Source Level	PL	<i>Total</i>		Federal	<i>Total</i>	
Personnel (salary and benefits)						
MPO Staff Salaries	\$ 10,356	-		\$ 1,500	-	\$ 11,856
Personnel (salary and benefits)	\$ 10,356	\$ 10,356		\$ 1,500	\$ 1,500	\$ 11,856
Consultant						
Consulting Services	\$ 55,654	-		\$ 7,650	-	\$ 63,304
Total	\$ 66,010	\$ 66,010		\$ 9,150	\$ 9,150	\$ 75,160
2024						
Funding Source	FHWA					FY 2024 Total
Contract Number	G2795					
Source	PL	<i>Total</i>			<i>Total</i>	
Personnel (salary and benefits)						
MPO Staff Salaries	\$ 10,356	-			-	\$ 10,356
Personnel (salary and benefits)	\$ 10,356	\$ 10,356		\$ -	\$ -	\$ 10,356
Consultant						
Consulting Services	\$ 33,126	-			-	\$ 33,126
Consultant Subtotal	\$ 33,126	\$ 33,126		\$ -	\$ -	\$ 33,126
Total	\$ 43,482	\$ 43,482		\$ -	\$ -	\$ 43,482

PROPOSED

Task 5 Public Outreach Participation					
2023					
Funding Source	FHWA		FFY 21 FTA 5305(d)		FY 2023 Total
Contract Number	G2795		G1X23		
Source Level	PL	Total	Federal	Total	
MPO Budget Reference	CPG				
Lookup Name	2023 FHWA G2795 (PL)	FHWA G2795 (Total)	FTA 5305(d) G1X23	FTA 5305(d) G1X23 (Total)	
Personnel (salary and benefits)					
MPO Staff Salaries	\$ 10,356	-		-	\$ 10,356
Personnel (salary and benefits)	\$ 10,356	\$ 10,356	\$ -	\$ -	\$ 10,356
Consultant					
Consulting Services	\$ 55,654	-	\$ 4,659	-	\$ 60,313
Total	\$ 66,010	\$ 66,010	\$ 4,659	\$ 4,659	\$ 70,669
2024					
Funding Source	FHWA				FY 2024 Total
Contract Number	G2795				
Source	PL	Total		Total	
MPO Budget Reference	CPG				
Lookup Name	2024 FHWA G2795 (PL)	FHWA G2795 (Total)		(Total)	
Personnel (salary and benefits)					
MPO Staff Salaries	\$ 10,356	-		-	\$ 10,356
Personnel (salary and benefits)	\$ 10,356	\$ 10,356	\$ -	\$ -	\$ 10,356
Consultant					
Consulting Services	\$ 33,126	-		-	\$ 33,126
Consultant Subtotal	\$ 33,126	\$ 33,126	\$ -	\$ -	\$ 33,126
Total	\$ 43,482	\$ 43,482	\$ -	\$ -	\$ 43,482

ORIGINAL

6 MPO Regional Activities						
2023						
Funding Source	FHWA		FFY 21 FTA 5305(d)		FY 2023 Total	
Contract Number	G2795		G1X23			
Source Level	PL	Total	Federal	Total		
Personnel (salary and benefits)						
MPO Staff Salaries	\$ 10,356	\$ 10,356	\$ 2,000	\$ 2,000	\$ 12,356	
Personnel (salary and benefits)	\$ 10,356	\$ 10,356	\$ 2,000	\$ 2,000	\$ 12,356	
Consultant						
Annual Allocation for CFMPOA (funds to Metroplan)	\$ 5,000	\$ 5,000		\$ -	\$ 5,000	
Consultant Subtotal	\$ 5,000	\$ 5,000	\$ -	\$ -	\$ 5,000	
Total	\$ 15,356	\$ 15,356	\$ 2,000	\$ 2,000	\$ 17,356	
2024						
Funding Source	FHWA				FY 2024 Total	
Contract Number	G2795					
Source Level	PL	Total		Total		
Personnel (salary and benefits)						
MPO Staff Salaries	\$ 10,356	\$ 10,356		\$ -	\$ 10,356	
Personnel (salary and benefits)	\$ 10,356	\$ 10,356	\$ -	\$ -	\$ 10,356	
Consultant						
Annual Allocation for CFMPOA (funds to Metroplan)	\$ 5,000	\$ 5,000		\$ -	\$ 5,000	
Consultant Subtotal	\$ 5,000	\$ 5,000	\$ -	\$ -	\$ 5,000	
Total	\$ 15,356	\$ 15,356	\$ -	\$ -	\$ 15,356	

PROPOSED

6 MPO Regional Activities						
2023						
Funding Source	FHWA		FFY 21 FTA 5305(d)		FY 2023 Total	
Contract Number	G2795		G1X23			
Source Level	PL	Total	Federal	Total		
Personnel (salary and benefits)						
MPO Staff Salaries	\$ 10,356	\$ 10,356		\$ -	\$ 10,356	
Personnel (salary and benefits)	\$ 10,356	\$ 10,356	\$ -	\$ -	\$ 10,356	
Consultant						
Annual Allocation for CFMPOA (funds to Metroplan)	\$ 5,000	\$ 5,000		\$ -	\$ 5,000	
Consultant Subtotal	\$ 5,000	\$ 5,000	\$ -	\$ -	\$ 5,000	
Total	\$ 15,356	\$ 15,356	\$ -	\$ -	\$ 15,356	
2024						
Funding Source	FHWA				FY 2024 Total	
Contract Number	G2795					
Source Level	PL	Total		Total		
Personnel (salary and benefits)						
MPO Staff Salaries	\$ 10,356	\$ 10,356		\$ -	\$ 10,356	
Personnel (salary and benefits)	\$ 10,356	\$ 10,356	\$ -	\$ -	\$ 10,356	
Consultant						
Annual Allocation for CFMPOA (funds to Metroplan)	\$ 5,000	\$ 5,000		\$ -	\$ 5,000	
Consultant Subtotal	\$ 5,000	\$ 5,000	\$ -	\$ -	\$ 5,000	
Total	\$ 15,356	\$ 15,356	\$ -	\$ -	\$ 15,356	

ORIGINAL

6 MPO Regional Activities				
2023				
Funding Source	FHWA			FY 2023 Total
Contract Number	G2795			
Source Level	PL	SL	<i>Total</i>	
Consultant				
Annual Allocation for CFMPOA (funds to Metroplan)	\$ 5,000		\$ 5,000	\$ 5,000
Consultant Subtotal	\$ 5,000	\$ -	\$ 5,000	\$ 5,000
Total	\$ 5,000	\$ -	\$ 5,000	\$ 5,000
2024				
Funding Source	FHWA			FY 2024 Total
Contract Number	G2795			
Source Level	PL	SL	<i>Total</i>	
Consultant				
Annual Allocation for CFMPOA (funds to Metroplan)	\$ 5,000		\$ 5,000	\$ 5,000
Consultant Subtotal	\$ 5,000	\$ -	\$ 5,000	\$ 5,000
Total	\$ 5,000	\$ -	\$ 5,000	\$ 5,000

PROPOSED

6 MPO Regional Activities				
2023				
Funding Source	FHWA			FY 2023 Total
Contract Number	G2795			
Source Level	PL	SL	<i>Total</i>	
Consultant				
Annual Allocation for CFMPOA (funds to Metroplan)	\$ 5,000		\$ 5,000	\$ 5,000
Consultant Subtotal	\$ 5,000	\$ -	\$ 5,000	\$ 5,000
Total	\$ 5,000	\$ -	\$ 5,000	\$ 5,000
2024				
Funding Source	FHWA			FY 2024 Total
Contract Number	G2795			
Source Level	PL	SL	<i>Total</i>	
Consultant				
Annual Allocation for CFMPOA (funds to Metroplan)	\$ 5,000		\$ 5,000	\$ 5,000
Consultant Subtotal	\$ 5,000	\$ -	\$ 5,000	\$ 5,000
Total	\$ 5,000	\$ -	\$ 5,000	\$ 5,000

ORIGINAL

Agency Participation									
	CTD G3		FFY 21 FTA 5305(d) G1X23		FFY 21 FTA 5305(d) G2761		FHWA G2795		
Funding Source Contract	2023	2024	2023	2024	2023	2024	2023	2024	
Fiscal Year	2023	2024	2023	2024	2023	2024	2023	2024	
Total Budget	\$ 48,029	\$ 48,029	\$ 124,005	\$ -	\$ 120,915	\$ -	\$ 941,128	\$ 853,430	
Task 1 Administration and Management									
Personnel (salary and benefits)	\$ -	\$ -	\$ 24,005	\$ -	\$ -	\$ -	\$ 193,510	\$ 193,510	
Consultant	\$ -	\$ -	\$ 18,250	\$ -	\$ -	\$ -	\$ 101,472	\$ 105,722	
Travel	\$ -	\$ -	\$ -	\$ -	\$ -	\$ -	\$ 4,250	\$ 4,250	
Direct Expenses	\$ -	\$ -	\$ 100	\$ -	\$ -	\$ -	\$ 111,362	\$ 107,311	
Sub Total	\$ -	\$ -	\$ 42,355	\$ -	\$ -	\$ -	\$ 410,594	\$ 410,793	
Task 2 Short Range Planning									
Personnel (salary and benefits)	\$ -	\$ -	\$ 3,000	\$ -	\$ -	\$ -	\$ 20,713	\$ 20,713	
Consultant	\$ -	\$ -	\$ 6,000	\$ -	\$ 30,229	\$ -	\$ 55,255	\$ 85,484	
Sub Total	\$ -	\$ -	\$ 9,000	\$ -	\$ 30,229	\$ -	\$ 75,967	\$ 106,196	
Task 3 Long Range Planning									
Personnel (salary and benefits)	\$ -	\$ -	\$ 4,500	\$ -	\$ -	\$ -	\$ 20,713	\$ 20,713	
Consultant	\$ -	\$ -	\$ 20,000	\$ -	\$ -	\$ -	\$ 124,649	\$ 110,686	
Sub Total	\$ -	\$ -	\$ 24,500	\$ -	\$ -	\$ -	\$ 145,361	\$ 131,398	
Task 4 Special Studies									
Personnel (salary and benefits)	\$ -	\$ -	\$ 4,500	\$ -	\$ -	\$ -	\$ 41,425	\$ 41,425	
Consultant	\$ 48,029	\$ 48,029	\$ 32,500	\$ -	\$ 90,686	\$ -	\$ 186,415	\$ 104,780	
Sub Total	\$ 48,029	\$ 48,029	\$ 37,000	\$ -	\$ 90,686	\$ -	\$ 227,840	\$ 146,205	
Task 5 Public Outreach Participation									
Personnel (salary and benefits)	\$ -	\$ -	\$ 1,500	\$ -	\$ -	\$ -	\$ 10,356	\$ 10,356	
Consultant	\$ -	\$ -	\$ 7,650	\$ -	\$ -	\$ -	\$ 55,654	\$ 33,126	
Sub Total	\$ -	\$ -	\$ 9,150	\$ -	\$ -	\$ -	\$ 66,010	\$ 43,482	
6 MPO Regional Activities									
Personnel (salary and benefits)	\$ -	\$ -	\$ 2,000	\$ -	\$ -	\$ -	\$ 10,356	\$ 10,356	
Consultant	\$ -	\$ -	\$ -	\$ -	\$ -	\$ -	\$ 5,000	\$ 5,000	
Sub Total	\$ -	\$ -	\$ 2,000	\$ -	\$ -	\$ -	\$ 15,356	\$ 15,356	
TOTAL PROGRAMMED	\$ 48,029	\$ 48,029	\$ 124,005	\$ -	\$ 120,915	\$ -	\$ 941,128	\$ 853,430	

PROPOSED

Agency Participation									
<i>Funding Source</i>	<i>CTD</i>		<i>FFY 21 FTA 5305(d)</i>		<i>FFY 21 FTA 5305(d)</i>		<i>FHWA</i>		
<i>Contract</i>	<i>G3</i>		<i>G1X23</i>		<i>G2761</i>		<i>G2795</i>		
<i>Fiscal Year</i>	2023	2024	2023	2024	2023	2024	2023	2024	
<i>Total Budget</i>	\$ 48,029	\$ 48,029	\$ 124,005	\$ -	\$ 120,915	\$ -	\$ 941,128	\$ 853,430	
Task 1 Administration and Management									
Personnel (salary and benefits)	\$ -	\$ -	\$ -	\$ -	\$ -	\$ -	\$ 193,510	\$ 193,510	
Consultant	\$ -	\$ -	\$ 1,734	\$ -	\$ -	\$ -	\$ 101,472	\$ 105,722	
Travel	\$ -	\$ -	\$ -	\$ -	\$ -	\$ -	\$ 4,250	\$ 4,250	
Direct Expenses	\$ -	\$ -	\$ 100	\$ -	\$ -	\$ -	\$ 111,362	\$ 107,311	
Sub Total	\$ -	\$ -	\$ 1,834	\$ -	\$ -	\$ -	\$ 410,594	\$ 410,793	
Task 2 Short Range Planning									
Personnel (salary and benefits)	\$ -	\$ -	\$ -	\$ -	\$ -	\$ -	\$ 20,713	\$ 20,713	
Consultant	\$ -	\$ -	\$ -	\$ -	\$ -	\$ -	\$ 55,255	\$ 85,484	
Sub Total	\$ -	\$ -	\$ -	\$ -	\$ -	\$ -	\$ 75,967	\$ 106,196	
Task 3 Long Range Planning									
Personnel (salary and benefits)	\$ -	\$ -	\$ -	\$ -	\$ -	\$ -	\$ 20,713	\$ 20,713	
Consultant	\$ -	\$ -	\$ 85,012	\$ -	\$ -	\$ -	\$ 194,649	\$ 110,686	
Sub Total	\$ -	\$ -	\$ 85,012	\$ -	\$ -	\$ -	\$ 215,361	\$ 131,398	
Task 4 Special Studies									
Personnel (salary and benefits)	\$ -	\$ -	\$ -	\$ -	\$ -	\$ -	\$ 31,425	\$ 41,425	
Consultant	\$ 48,029	\$ 48,029	\$ 32,500	\$ -	\$ 120,915	\$ -	\$ 126,415	\$ 104,780	
Sub Total	\$ 48,029	\$ 48,029	\$ 32,500	\$ -	\$ 120,915	\$ -	\$ 157,840	\$ 146,205	
Task 5 Public Outreach Participation									
Personnel (salary and benefits)	\$ -	\$ -	\$ -	\$ -	\$ -	\$ -	\$ 10,356	\$ 10,356	
Consultant	\$ -	\$ -	\$ 4,659	\$ -	\$ -	\$ -	\$ 55,654	\$ 33,126	
Sub Total	\$ -	\$ -	\$ 4,659	\$ -	\$ -	\$ -	\$ 66,010	\$ 43,482	
6 MPO Regional Activities									
Personnel (salary and benefits)	\$ -	\$ -	\$ -	\$ -	\$ -	\$ -	\$ 10,356	\$ 10,356	
Consultant	\$ -	\$ -	\$ -	\$ -	\$ -	\$ -	\$ 5,000	\$ 5,000	
Sub Total	\$ -	\$ -	\$ -	\$ -	\$ -	\$ -	\$ 15,356	\$ 15,356	
TOTAL PROGRAMMED	\$ 48,029	\$ 48,029	\$ 124,005	\$ -	\$ 120,915	\$ -	\$ 941,128	\$ 853,430	



Technical Advisory Committee 2022 Member List

NAME

Melving Isaac
Helen LaValley
Deborah Snyder / Chair
Stephen Kennedy
Jill Brown

(Vacant)
Stephen Cross
Mike Eastburn
(Vacant)
John Kruse
Lee Van Dever (Alternate)
(Vacant)
Rick Gierok
Robb Dicus
Tim Maslow
David Ausherman (Alternate)
(Vacant)
Wendy Then
C.T. Eagle (Alternate)
Cliff Kelsey
Max Spann
Dolly Miller (Alternate)

Joyce Heffington
(Vacant)
George Marek
Vince Sandersfeld (Alternate)
Antonio Fabre
Aaron Mercer
Vaughan Nilson (Alternate)
(Vacant)
Melanie Peavy
Jason McHugh (Alternat

REPRESENTING

Lake County
Lake County Schools
Sumter County
Sumter County/Transit
Lake County/Transit

Sumter County Schools
Town of Astatula
City of Bushnell
City of Center Hill
City of Clermont

City of Coleman
City of Eustis
City of Fruitland Park
City of Groveland

Town of Howey-in-the-Hills
Town of Lady Lake

City of Leesburg
City of Mascotte

City of Minneola
Town of Montverde
City of Mount Dora

City of Tavares
City of Umatilla

City of Webster
City of Wildwood



Lake-Sumter MPO

2045 Long Range Transportation Plan Final Plan Document

Amendment Excerpts
February 8, 2023

2045 Capacity Projects: Fully Funded						
Map ID	Location	On Street	From	To	Improvement Type	Implementation Timeframe
--	Lake/Sumter	Intelligent Transportation Systems/ Autonomous, Connected, Electric, and Shared Vehicles				2031-2035
--	Lake/Sumter	Intelligent Transportation Systems/ Autonomous, Connected, Electric, and Shared Vehicles				2036-2040
Local Projects - Figure 4-3						
16	Lake	CR-466A	E of Timbertop Lane	Poinsettia Ave	Widen to 4 Lanes	2026-2030
17	Lake	CR-437 Realignment	Oak Tree Drive	SR-46	New 2 Lanes	2031-2035
18	Lake	CR-455/ Hartle Rd	Lost Lake Road	Good Hearth Blvd	Widen to 4 Lanes	2026-2030
19	Lake	CR-455/ Hartle Rd	Hartwood Marsh	Lost Lake	New 4 Lanes	2026-2030
20	Lake	Rolling Acres Rd	Co Rd 466	Griffin Ave	Widen to 4 Lanes	2036-2045
21	Lake	Round Lake Rd Ext. (A)	Wolf Branch Rd.	SR-44	New 4 Lanes	2036-2045
27	Lake	Citrus Grove Road Phase II	E of US 27	Grassy Lake Road	Widen to 4 Lanes/ New 4 Lanes	2021-2025

2045 Capacity Projects: Partially Funded						
Map ID	Location	On Street	From	To	Improvement Type	Implementation Timeframe
State Projects - Figure 4-3						
22	Lake	SR-19	CR-455	CR-48	Strategic Improvement*	2036-2045
23	Lake	SR-19	CR-48	CR-561	Strategic Improvement*	2036-2045
Local Projects - Figure 4-3						
24	Lake	CR-33	SR-50	Simon Brown Rd	Strategic Improvement*	2026-2030
Strategic Intermodal System (SIS) - Figure 4-2						
26	Lake	Florida's Turnpike	US 27	CR 470 Interchange	Widen to 8 Lanes	TBD

*Operational capacity improvements to be determined

Added #27 - Citrus Grove Road Phase II to Cost Feasible Plan Projects

Figure 4-3: State and Local Cost Feasible Projects

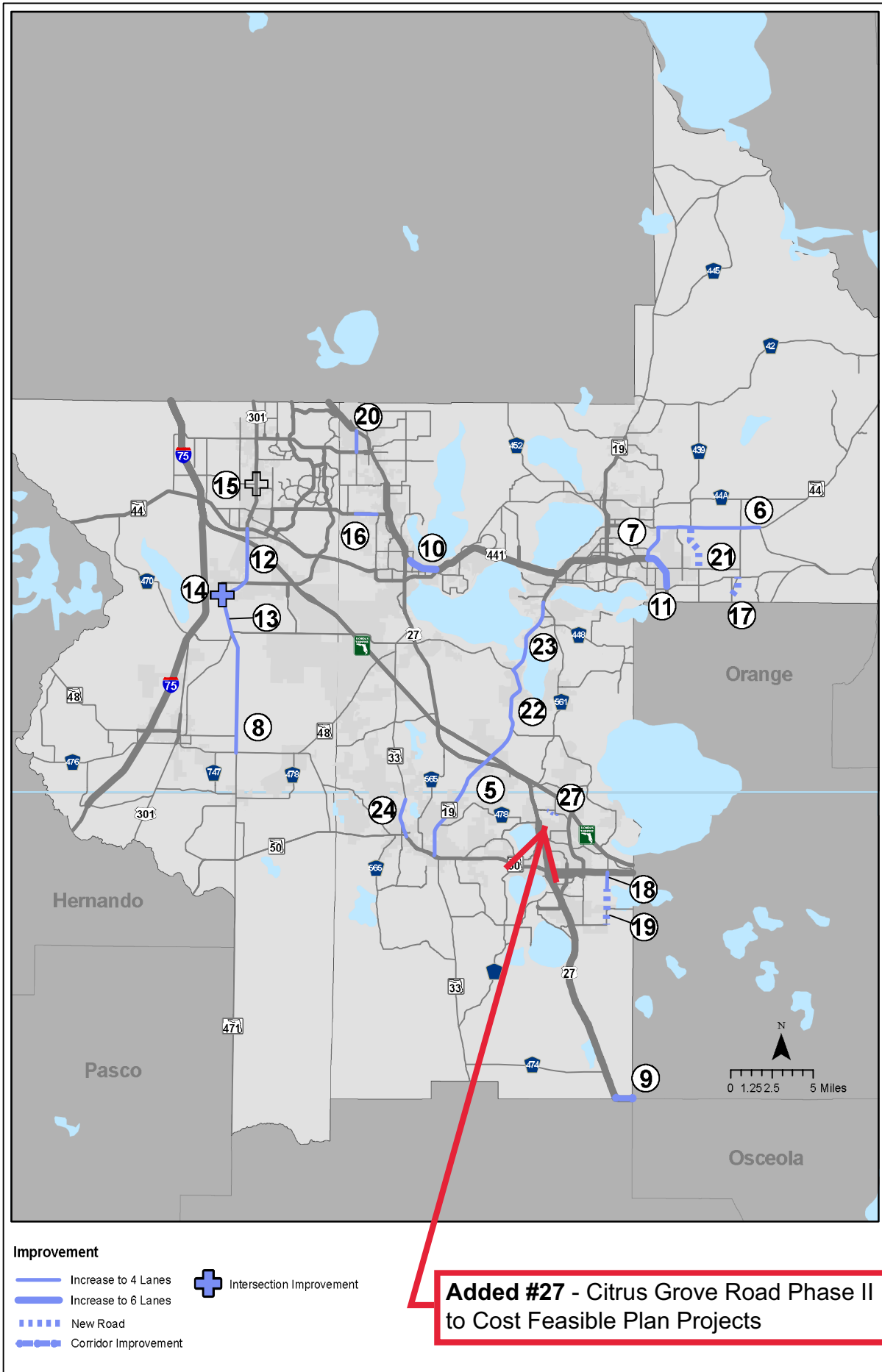
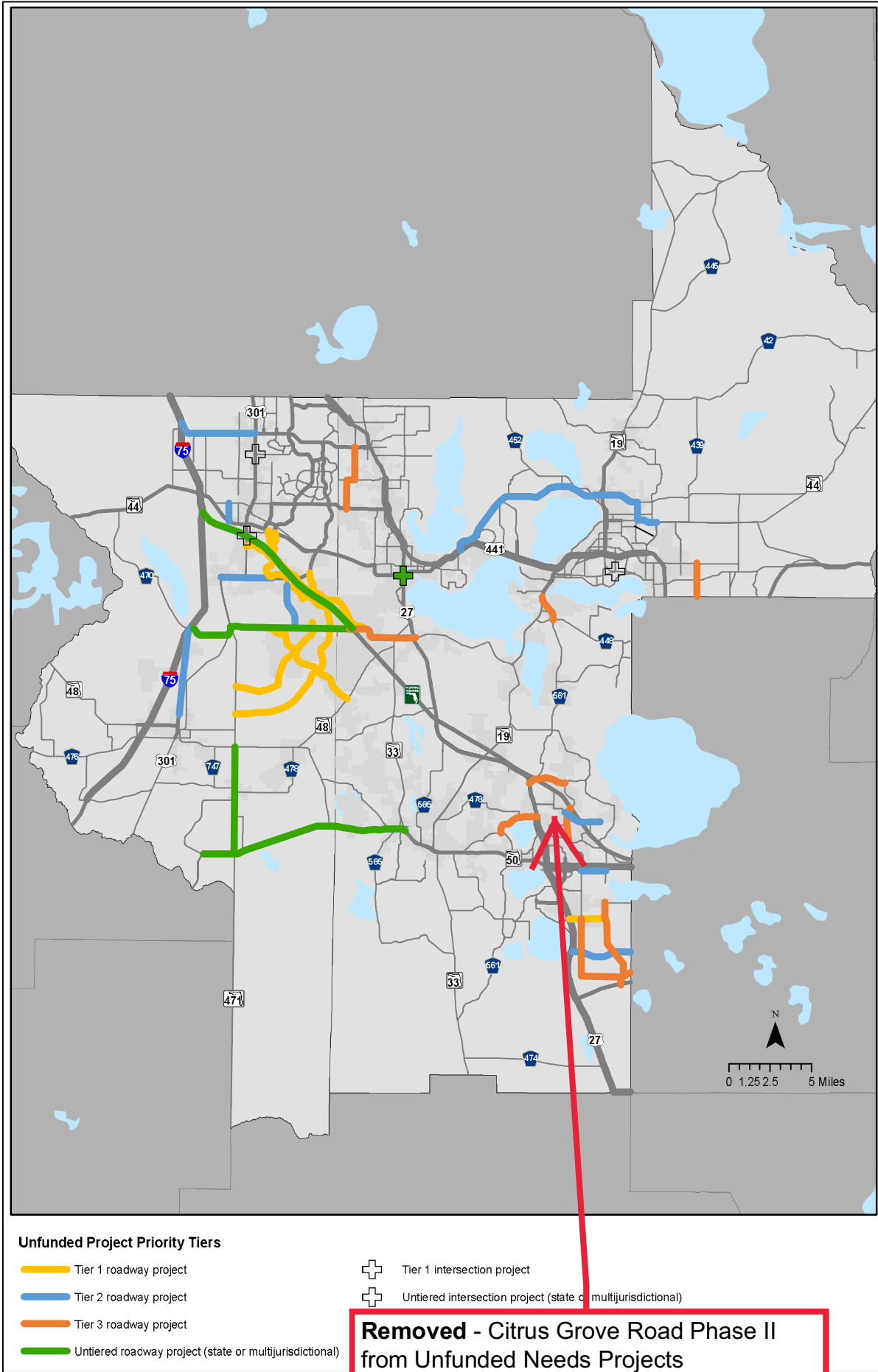


Figure 4-4: Unfunded Needs Projects



2045 LRTP Cost Feasible Capacity Projects (YOE)

Lake-Sumter MPO

2045 Capacity Projects: Fully Funded

ID	Location	On Street	From Street	To Street	Mi.	Improv	PD&E Time	PD&E Cost (YOE)	PD&E Source	PE Time	PE Cost (YOE)	PD&E Source	ROW Time	ROW Cost (YOE)	ROW Source	CST Time	CST Cost (YOE)	CST Source	**CEI Cost (YOE)	Funded Level
<i>Strategic Intermodal System (SIS) Projects</i>																				
1	Lake	SR-50	CR-565 (Villa City)	CR-565A (Montevista)	2.10	Realign	COMPLETE	\$ 1,603,000	SIS	COMPLETE	\$ 3,206,000	SIS	2020-2024	\$ 25,645,000	SIS	2026-2030	\$ 42,314,000	SIS	N/A	Fully Funded
2	Lake	US-27	Florida's Turnpike Ramps - N	South of SR 19	4.71	4D-6D	2031-2035	\$ 9,378,000	SIS	2031-2035	\$ 5,348,000	SIS	2036-2045	\$ 62,092,000	SIS	2036-2045	\$ 106,522,000	SIS	N/A	Fully Funded
3	Sumter	I-75	Florida's Turnpike	Sumter/Marion Co Line	6.95	MGLANE	2031-2035	\$ 3,920,000	SIS	2031-2035	\$ 12,400,000	SIS	2036-2045	\$ 51,250,000	SIS	2036-2045	\$ 410,000,000	SIS	N/A	Fully Funded
4	Sumter	I-75	SR-44	Sumter/Marion Co Line	6.37	6D-8D	2031-2035	\$ 21,295,000	SIS	2031-2035	\$ 8,813,000	SIS	2036-2045	\$ 14,571,000	SIS	2036-2045	\$ 76,650,000	SIS	N/A	Fully Funded
25	Lake	Florida's Turnpike	O'Brien Road	US 27	3.70	4D-8D	COMPLETE ¹	\$ 3,700,000	PKYI	COMPLETE ²	\$ 17,467,429	PKYI	2025	\$ 7,153,417	PKYI	2026-2030	\$ 101,880,784	PKBD	\$12,010,018	Fully Funded
<i>State Projects</i>																				
5	Lake	SR-19	SR-50	CR-455	9.33	2U-4D	2026-2030	\$ 3,299,000	Prod. Sup.	2031-2035	\$ 7,748,000	Prod. Sup.	2026-2030 2031-2035 2036-2045	\$ 7,055,000 \$ 52,929,000 \$ 1,021,000	OR	2036-2045	\$ 96,840,000	OR	\$ 5,636,000	Fully Funded
6	Lake	SR-44	SR-44 & Orange Ave	CR-46A	6.15	2U-4D	2025	\$ 1,960,000	Prod. Sup.	2026-2030	\$ 4,348,000	Prod. Sup.	2026-2030	\$ 34,787,000	OR	2036-2045	\$ 63,817,000	OR	\$ 3,714,000	Fully Funded
7	Lake	SR-44	US-441	E Orange Ave	2.10	2U-4D	COMPLETE	\$ 1,325,000	Prod. Sup.	COMPLETE	\$ 2,650,000	Prod. Sup.	2026-2030	\$ 1,287,000	OR	2036-2045	\$ 51,337,000	OR	\$ 2,988,000	Fully Funded
8	Sumter	SR-471	SR-48	US 301	7.17	2U-4D	2026-2030	\$ 1,385,000	Prod. Sup.	2026-2030	\$ 2,770,000	Prod. Sup.	2026-2030	\$ 19,392,000	OR	2036-2045	\$ 40,657,000	OR	\$ 2,366,000	Fully Funded
9	Lake	US-192	US-27	Orange/Lake County Line	1.04	Corr. Imp.	2025	\$ 107,000	Prod. Sup.	2026-2030	\$ 238,000	Prod. Sup.	2026-2030	\$ 1,900,000	OR	2026-2030	\$ 2,245,000	OR	\$ 131,000	Fully Funded
10	Lake	US-441 (SR-500)	Perkins Street	SR-44	1.71	4D-6D	COMPLETE	\$ 690,000	Prod. Sup.	COMPLETE	\$ 1,379,000	Prod. Sup.	COMPLETE	\$ 11,036,000	OR	2025	\$ 15,513,000	OR	\$ 903,000	Fully Funded
11	Lake	US-441 (SR-500)	SR-44	N of SR-46	2.39	4D-6D	COMPLETE	\$ 1,112,000	Prod. Sup.	COMPLETE	\$ 2,223,000	Prod. Sup.	2020-2024	\$ 2,209,000	OR	2026-2030	\$ 27,733,000	OR	\$ 1,614,000	Fully Funded
12	Sumter	US-301	CR-525E	SR-44	5.43	2U-4D	COMPLETE	\$ 4,993,000	Prod. Sup.	2026-2030	\$ 7,690,000	Prod. Sup.	2026-2030	\$ 25,456,000	OR	2031-2035	\$ 85,336,000	OR	\$ 4,967,000	Fully Funded
13	Sumter	US-301	CR-470	CR-525E	2.32	2U-4D	2026-2030	\$ 9,406,000	Prod. Sup.	2026-2030	\$ 2,772,000	Prod. Sup.	2026-2030	\$ 10,844,000	OR	2036-2045	\$ 40,721,000	OR	\$ 2,370,000	Fully Funded
14	Sumter	US-301		@ CR-525E	N/A	Int. Imp.	2026-2030	\$ 338,000	Prod. Sup.	2026-2030	\$ 677,000	Prod. Sup.	2026-2030	\$ 5,415,000	OR	2031-2035	\$ 7,512,000	OR	\$ 437,000	Fully Funded
15	Sumter	US-301		@ E CR-462	N/A	Int. Imp.	2026-2030	\$ 338,000	Prod. Sup.	2026-2030	\$ 677,000	Prod. Sup.	2026-2030	\$ 5,415,000	OR	2031-2035	\$ 7,512,000	OR	\$ 437,000	Fully Funded
***	Lake/Sumter	Intelligent Transportation Systems/Autonomous, Connected, Electric, and Shared Vehicles					2025	\$ 45,000	Prod. Sup.	2025	\$ 90,000	Prod. Sup.	N/A		2025	\$ 903,000	OR	\$ 45,000	Fully Funded	
***	Lake/Sumter	Intelligent Transportation Systems/Autonomous, Connected, Electric, and Shared Vehicles					2026-2030	\$ 183,000	Prod. Sup.	2026-2030	\$ 367,000	Prod. Sup.	N/A		2026-2030	\$ 3,666,000	OR	\$ 183,000	Fully Funded	
***	Lake/Sumter	Intelligent Transportation Systems/Autonomous, Connected, Electric, and Shared Vehicles					2031-2035	\$ 315,000	Prod. Sup.	2031-2035	\$ 631,000	Prod. Sup.	N/A		2031-2035	\$ 6,309,000	OR	\$ 315,000	Fully Funded	
***	Lake/Sumter	Intelligent Transportation Systems/Autonomous, Connected, Electric, and Shared Vehicles					2036-2045	\$ 1,070,000	Prod. Sup.	2036-2045	\$ 2,141,000	Prod. Sup.	N/A		2036-2045	\$ 21,405,000	OR	\$ 1,070,000	Fully Funded	
<i>Local Projects</i>																				
16	Lake	CR-466A	E of Timbertop Ln	Poinsettia Ave	1.29	2U-4D	COMPLETE	\$ 361,000	OR	COMPLETE	\$ 722,000	OR	COMPLETE	\$ 3,612,000	OR	2026-2030	\$ 9,010,000	OR	\$ 524,000	Fully Funded
17	Lake	CR-437 Realignment	Oak Tree Dr	SR-46	1.12	00-2U	COMPLETE	\$ 274,000	OR	2020-2024	\$ 874,000	OR	2031-2035	\$ 5,802,000	OR	2031-2035	\$ 8,035,000	OR	\$ 468,000	Fully Funded
18	Lake	CR-455/Hartle Rd	Lost Lake Rd	Good Hearth Blvd	1.02	2U-4D	COMPLETE	\$ 61,000	OR	COMPLETE	\$ 121,000	OR	COMPLETE	\$ 607,000	OR	2026-2030	\$ 1,515,000	OR	\$ 88,000	Fully Funded
19	Lake	CR-455/Hartle Rd	Hartwood Marsh	Lost Lake	2.16	00-2U	COMPLETE	\$ 651,000	OR	2025	\$ 744,000	OR	2031-2035	\$ 4,650,000	OR	2026-2030	\$ 16,241,000	OR	\$ 945,000	Fully Funded
20	Lake	Rolling Acres Rd	Co Rd 466	Griffin Ave	1.28	2U-4D	2026-2030	\$ 1,188,000	OR	2026-2030	\$ 849,000	OR	2025	\$ 3,825,000	OR	2036-2045	\$ 12,455,000	OR	\$ 725,000	Fully Funded
21	Lake	Round Lake Rd Ext. (A)	Wolf Branch Rd.	SR-44	2.61	00-4D	COMPLETE	\$ 1,070,000	OR	2020-2024	\$ 1,288,000	OR	2031-2035	\$ 9,445,000	OR	2036-2045	\$ 41,465,000	OR	\$ 2,413,000	Fully Funded
27	Lake	Citrus Grove Rd Phase II	E of US 27	Grassy Lake Rd	1.00	00-4D	COMPLETE	\$ -		COMPLETE	\$ -		COMPLETE	\$ -		2021-2025	\$ 11,588,896	GR23/LF ³		Fully Funded

2045 Capacity Projects: Partially Funded (Map A2)

ID	Location	On Street	From Street	To Street	Mi.	Improv	PD&E Time	PD&E Cost (YOE)	PD&E Source	PE Time	PE Cost (YOE)	PD&E Source	ROW Time	ROW Cost (YOE)	ROW Source	CST Time	CST Cost (YOE)	CST Source	CEI Cost (YOE)	Funded Level
<i>State Projects</i>																				
22	Lake	SR-19	CR-455	CR-48	3.93	Strat. Imp.*	2025	\$ 595,000	Prod. Sup.	2031-2035	\$ 775,000	Prod. Sup.	2031-2035	\$ -	OR	2036-2045	\$ 9,268,000	OR	\$ 539,000	Partially Funded
23	Lake	SR-19	CR-48	CR-561	4.76	Strat. Imp.*	COMPLETE	\$ -	Prod. Sup.	COMPLETE	\$ -	Prod. Sup.	2031-2035	\$ -	OR	2036-2045	\$ 11,225,000	OR	\$ 653,000	Partially Funded
<i>Local Projects</i>																				
24	Lake	CR-33	SR-50	Simon Brown Rd	2.37	Strat. Imp.*	2025	\$ 595,000	Prod. Sup.	2026-2030	\$ 660,000	Prod. Sup.	2031-2035	\$ -	OR	2026-2030	\$ 6,237,000	OR	\$ 363,000	Partially Funded
<i>Strategic Intermodal System (SIS) Projects</i>																				
26	Lake	Florida's Turnpike	US 27	CR 470 Interchange	8.00	4D-8D	COMPLETE ¹	\$ 3,700,000	PKYI	2026-2030	\$ 16,135,145	PKYI	2026-2030	\$ 4,259,438	PKYI	N/A	N/A	N/A	N/A	Partially Funded

*Operational capacity improvements to be determined

**CEI provided by Product Support

***System-wide Improvements

Note: YOE costs were developed using inflation factors provided in FDOT Revenue Forecasting Guidebook. For Project ID #25, #26, and #27, present day cost (PDC) figures are also equal to year of expenditure (YOE) costs.

¹ Project was part of a single PD&E study, 423375-1 PD&E Widen TPK from SR 50 (Clermont) to I-75 (MP 272 - 309).

² Project design was included in, and funded with, 435786-1 Widen TPK from Minneola Interchange to O'Brien Road.

³ Construction for Citrus Grove Road Phase II is funded by a combination of \$8,000,000 in GR23 funds and \$3,588,896 in local funds.

All projects will use a combination of federal and state funding unless noted with an asterisk (*). Projects noted with an asterisk (*) will use local funds only.

Footnote #3 added to address combination of funding sources for construction

Added #27 - Citrus Grove Road Phase II to Cost Feasible Plan Projects

2045 LRTP Cost Feasible Capacity Projects (YOE)

Lake-Sumter MPO

State: Unfunded Needs

Priority*	ID	County	Jurisdiction	On Street	From Street	To Street	Mi.	Improvement
N/A	25	Sumter	Other State	US-301		@ C-472	N/A	Modify Intersection
	26	Lake	Other State	SR-44		@ US-27	N/A	Modify Intersection
	27	Sumter	Other State	SR-471	SR-50	SR-48	6.48	Widen to 4 Lanes
	28	Lake	SIS	Florida's Turnpike		@ US-301	N/A	Modify Interchange
	29	Lake/Sumter	SIS	Florida's Turnpike	CR-470	I-75	11.90	Widen to 6 Lanes
	30	Lake/Sumter	SIS	SR-50	CR-478A	SR-33/CR-33	14.99	Widen to 4 Lanes

Lake County: Unfunded Needs

Priority*	ID	Jurisdiction	On Street	From Street	To Street	Mi.	Improvement
Tier 1	31	Non-State	Old 441 / CR-19A		@ Eudora Rd	N/A	Modify Intersection
	32	Non-State	Hartwood Marsh Rd	US-27	CR-455	2.17	Widen to 4 Lanes
	33	Non-State	Citrus Grove Rd. (Phase II)	E of US-27	Grassy Lake Road	1.00	New 4 Lanes
Tier 2	34	Non-State	Hooks St Ext.	Hancock Rd	CR-455/Hartle Rd	1.47	New 2 Lanes
	35	Non-State	CR-44	SR-44	US 441	15.39	Widen to 4 Lanes
	36	Non-State	Wellness Way	US-27	SR-429	3.59	New 4 Lanes
	37	Non-State	Citrus Grove Rd. (Phase IV)	Hancock Rd	W of Turnpike Bridge	1.00	New 4 Lanes
	38	Non-State	Citrus Grove Rd. (Phase V)	W of Turnpike Bridge	Blackstill Lake Rd	0.80	New 2 Lanes
Tier 3	39	Non-State	Round Lake Rd Ext. (B)	Orange/Lake Co Line	Wolf Branch Rd.	2.05	New 4 Lanes
	40	Non-State	Micro Racetrack Rd. & Rolling Acres Rd.	CR-466A	US 27/US441	4.29	Widen to 4 Lanes
	41	Non-State	CR-470	TPKE West Ramps	SR-33/CR-33	3.12	Widen to 4 Lanes
	42	Non-State	CR-48	SR-33/CR-33	E of US-27 Bridge	1.26	Widen to 4 Lanes
	43	Non-State	CR-561	CR-448	SR-19	1.62	Widen to 4 Lanes
	44	Non-State	CR-561A	CR-565A	US-27	2.79	Widen to 4 Lanes
	45	Non-State	CR-455 Extension	CFX Connector	Hartwood/Marsh Rd	5.55	New 4 Lanes
	46	Non-State	Schofield Rd	US-27	SR-429	5.55	New 4 Lanes
	47	Non-State	CR-561/561A	US-27	N Hancock Rd	2.37	Widen to 4 Lanes
	48	Non-State	N Hancock Rd	Old Hwy 50 W	Turkey Farm Rd	2.00	Widen to 4 Lanes

*Priority is only specified for for non-state projects within a single county.

Tier 1 projects will be given priority in investment decisions using local capital revenues.
Tier 2 and Tier 3 projects will be considered for funding as funds becomes available.

Removed - Citrus Grove Road Phase II from Unfunded Needs Projects

Sumter County: Unfunded Needs

Priority*	ID	Jurisdiction	On Street	From Street	To Street	Mi.	Improvement
Tier 1	49	Non-State	Marsh Bend Trail (New Road)	US-301	Warm Springs Ave	4.78	New 2 Lanes
	50	Non-State	Corbin Trail (New Road)	Warm Springs Ave	E C-470	4.81	New 2 Lanes
	51	Non-State	Rd A (New Road)	E C-470	CR-48	6.62	New 2 Lanes
	52	Non-State	Rd B (New Road)	SR-471	E C-470	6.68	New 2 Lanes
	53	Non-State	Rd C (New Road)	SR-471	E C-470	8.85	New 2 Lanes
	54	Non-State	Meggison Rd (New Road)	SR-44	E C-470	9.02	New 2 Lanes
	55	Non-State	Morse Blvd Ext. (New Road)	Meggison Rd	CR-468	1.08	New 2 Lanes
	56	Non-State	Buena Vista Blvd Ext.	Meggison Rd	SR-44	0.85	New 4 Lanes
Tier 2	57	Non-State	Marsh Bend Trail	C470	Corbin Trail	2.68	Widen to 6 Lanes
	58	Non-State	E Co Rd 466	I-75	US-301	4.87	Widen to 4 Lanes
	59	Non-State	CR-219	SR-44	CR-44A	1.08	Widen to 4 Lanes
	60	Non-State	CR-468/US-301	Commercial St	CR-507	3.12	Widen to 4 Lanes
	61	Non-State	CR-475	Old Airport Rd	CR-470	5.27	Widen to 4 Lanes

Lake and Sumter County: Unfunded Needs

Priority*	ID	Jurisdiction	On Street	From Street	To Street	Mi.	Improvement
N/A	62	Non-State	CR-470	SR-471 (CR-527)	Florida's Turnpike	9.02	Widen to 4 Lanes

2045 LRTP Cost Feasible Capacity Projects (PDC)

Lake-Sumter MPO

2045 Capacity Projects: Fully Funded

ID	Location	On Street	From Street	To Street	Mi.	Improv	PD&E Time	PD&E Cost (PDC)	PD&E Source	PE Time	PE Cost (PDC)	PD&E Source	ROW Time	ROW Cost (PDC)	ROW Source	CST Time	CST Cost (PDC)	CST Source	**CEI Cost (PDC)	Funded Level
<i>Strategic Intermodal System (SIS) Projects</i>																				
1	Lake	SR-50	CR-565 (Villa City)	CR-565A (Montevista)	2.10	Realign	COMPLETE	\$ 1,603,000	SIS	COMPLETE	\$ 3,206,000	SIS	2020-2024	\$ 25,645,000	SIS	2026-2030	\$ 32,056,000	SIS	N/A	Fully Funded
2	Lake	US-27	Florida's Turnpike Ramps - N	South of SR 19	4.71	4D-6D	2031-2035	\$ 6,050,000	SIS	2031-2035	\$ 3,450,000	SIS	2036-2045	\$ 30,289,000	SIS	2036-2045	\$ 51,962,000	SIS	N/A	Fully Funded
3	Sumter	I-75	Florida's Turnpike	Sumter/Marion Co Line	6.95	MGLANE	2031-2035	\$ 2,529,000	SIS	2031-2035	\$ 8,000,000	SIS	2036-2045	\$ 25,000,000	SIS	2036-2045	\$ 200,000,000	SIS	N/A	Fully Funded
4	Sumter	I-75	SR-44	Sumter/Marion Co Line	6.37	6D-8D	2031-2035	\$ 13,739,000	SIS	2031-2035	\$ 5,686,000	SIS	2036-2045	\$ 7,108,000	SIS	2036-2045	\$ 37,390,000	SIS	N/A	Fully Funded
25	Lake	Florida's Turnpike	O'Brien Road	US 27	3.70	4D-8D	COMPLETE ¹	\$ 3,700,000	PKYI	COMPLETE ²	\$ 17,467,429	PKYI	2025	\$ 7,153,417	PKYI	2026-2030	\$ 101,880,784	PKBD	\$12,010,018	Fully Funded
<i>State Projects</i>																				
5	Lake	SR-19	SR-50	CR-455	9.33	2U-4D	2026-2030	\$ 2,499,000	Prod. Sup.	2031-2035	\$ 4,999,000	Prod. Sup.	2026-2030 2031-2035 2036-2045	\$ 5,345,000 \$ 34,148,000 \$ 498,000	OR	2036-2045	\$ 47,239,000	OR	\$ 2,749,000	Fully Funded
6	Lake	SR-44	SR-44 & Orange Ave	CR-46A	6.15	2U-4D	2025	\$ 1,647,000	Prod. Sup.	2026-2030	\$ 3,294,000	Prod. Sup.	2026-2030	\$ 26,354,000	OR	2036-2045	\$ 31,130,000	OR	\$ 1,812,000	Fully Funded
7	Lake	SR-44	US-441	E Orange Ave	2.10	2U-4D	COMPLETE	\$ 1,325,000	Prod. Sup.	COMPLETE	\$ 2,650,000	Prod. Sup.	2026-2030	\$ 975,000	OR	2036-2045	\$ 25,043,000	OR	\$ 1,458,000	Fully Funded
8	Sumter	SR-471	SR-48	US 301	7.17	2U-4D	2026-2030	\$ 1,049,000	Prod. Sup.	2026-2030	\$ 2,099,000	Prod. Sup.	2026-2030	\$ 14,691,000	OR	2036-2045	\$ 19,832,000	OR	\$ 1,154,000	Fully Funded
9	Lake	US-192	US-27	Orange/Lake County Line	1.04	Corr. Imp.	2025	\$ 90,000	Prod. Sup.	2026-2030	\$ 180,000	Prod. Sup.	2026-2030	\$ 1,440,000	OR	2026-2030	\$ 1,701,000	OR	\$ 99,000	Fully Funded
10	Lake	US-441 (SR-500)	Perkins Street	SR-44	1.71	4D-6D	COMPLETE	\$ 690,000	Prod. Sup.	COMPLETE	\$ 1,379,000	Prod. Sup.	COMPLETE	\$ 11,036,000	OR	2025	\$ 13,036,000	OR	\$ 759,000	Fully Funded
11	Lake	US-441 (SR-500)	SR-44	N of SR-46	2.39	4D-6D	COMPLETE	\$ 1,112,000	Prod. Sup.	COMPLETE	\$ 2,223,000	Prod. Sup.	2020-2024	\$ 2,209,000	OR	2026-2030	\$ 21,010,000	OR	\$ 1,223,000	Fully Funded
12	Sumter	US-301	CR-525E	SR-44	5.43	2U-4D	COMPLETE	\$ 4,993,000	Prod. Sup.	2026-2030	\$ 5,826,000	Prod. Sup.	2026-2030	\$ 19,285,000	OR	2031-2035	\$ 55,056,000	OR	\$ 3,204,000	Fully Funded
13	Sumter	US-301	CR-470	CR-525E	2.32	2U-4D	2026-2030	\$ 7,126,000	Prod. Sup.	2026-2030	\$ 2,100,000	Prod. Sup.	2026-2030	\$ 8,215,000	OR	2036-2045	\$ 19,864,000	OR	\$ 1,156,000	Fully Funded
14	Sumter	US-301		@ CR-525E	N/A	Int. Imp.	2026-2030	\$ 256,000	Prod. Sup.	2026-2030	\$ 513,000	Prod. Sup.	2026-2030	\$ 4,103,000	OR	2031-2035	\$ 4,846,000	OR	\$ 282,000	Fully Funded
15	Sumter	US-301		@ E CR-462	N/A	Int. Imp.	2026-2030	\$ 256,000	Prod. Sup.	2026-2030	\$ 513,000	Prod. Sup.	2026-2030	\$ 4,103,000	OR	2031-2035	\$ 4,846,000	OR	\$ 282,000	Fully Funded
***	Lake/Sumter	Intelligent Transportation Systems/Autonomous, Connected, Electric, and Shared Vehicles					2025	\$ 38,000	Prod. Sup.	2025	\$ 76,000	Prod. Sup.	N/A	2025	\$ 759,000	OR	\$ 38,000	Fully Funded		
***	Lake/Sumter	Intelligent Transportation Systems/Autonomous, Connected, Electric, and Shared Vehicles					2026-2030	\$ 139,000	Prod. Sup.	2026-2030	\$ 278,000	Prod. Sup.	N/A	2026-2030	\$ 2,777,000	OR	\$ 139,000	Fully Funded		
***	Lake/Sumter	Intelligent Transportation Systems/Autonomous, Connected, Electric, and Shared Vehicles					2031-2035	\$ 204,000	Prod. Sup.	2031-2035	\$ 407,000	Prod. Sup.	N/A	2031-2035	\$ 4,070,000	OR	\$ 204,000	Fully Funded		
***	Lake/Sumter	Intelligent Transportation Systems/Autonomous, Connected, Electric, and Shared Vehicles					2036-2045	\$ 522,000	Prod. Sup.	2036-2045	\$ 1,044,000	Prod. Sup.	N/A	2036-2045	\$ 10,442,000	OR	\$ 522,000	Fully Funded		
<i>Local Projects</i>																				
16	Lake	CR-466A	E of Timbertop Ln	Poinsettia Ave	1.29	2U-4D	COMPLETE	\$ 361,000	OR	COMPLETE	\$ 722,000	OR	COMPLETE	\$ 3,612,000	OR	2026-2030	\$ 6,826,000	OR	\$ 397,000	Fully Funded
17	Lake	CR-437 Realignment	Oak Tree Dr	SR-46	1.12	00-2U	COMPLETE	\$ 274,000	OR	2020-2024	\$ 874,000	OR	2031-2035	\$ 3,743,000	OR	2031-2035	\$ 5,184,000	OR	\$ 302,000	Fully Funded
18	Lake	CR-455/Hartle Rd	Lost Lake Rd	Good Hearth Blvd	1.02	2U-4D	COMPLETE	\$ 61,000	OR	COMPLETE	\$ 121,000	OR	COMPLETE	\$ 607,000	OR	2026-2030	\$ 1,148,000	OR	\$ 67,000	Fully Funded
19	Lake	CR-455/Hartle Rd	Hartwood Marsh	Lost Lake	2.16	00-2U	COMPLETE	\$ 651,000	OR	2025	\$ 625,000	OR	2031-2035	\$ 3,000,000	OR	2026-2030	\$ 12,304,000	OR	\$ 716,000	Fully Funded
20	Lake	Rolling Acres Rd	Co Rd 466	Griffin Ave	1.28	2U-4D	2026-2030	\$ 900,000	OR	2026-2030	\$ 643,000	OR	2025	\$ 3,215,000	OR	2036-2045	\$ 6,076,000	OR	\$ 354,000	Fully Funded
21	Lake	Round Lake Rd Ext. (A)	Wolf Branch Rd.	SR-44	2.61	00-4D	COMPLETE	\$ 1,070,000	OR	2020-2024	\$ 1,288,000	OR	2031-2035	\$ 6,094,000	OR	2036-2045	\$ 20,227,000	OR	\$ 1,177,000	Fully Funded
27	Lake	Citrus Grove Rd Phase II	E of US 27	Grassy Lake Rd	1.00	00-4D	COMPLETE	\$ -		COMPLETE	\$ -		COMPLETE	\$ -		2021-2025	\$ 11,588,896	GR23/LF ³	\$ -	Fully Funded

2045 Capacity Projects: Partially Funded

ID	Location	On Street	From Street	To Street	Mi.	Improv	PD&E Time	PD&E Cost (PDC)	PD&E Source	PE Time	PE Cost (PDC)	PD&E Source	ROW Time	ROW Cost (PDC)	ROW Source	CST Time	CST Cost (PDC)	CST Source	CEI Cost (PDC)	Funded Level
<i>State Projects</i>																				
22	Lake	SR-19	CR-455	CR-48	3.93	Strat. Imp.*	2025	\$ 500,000	Prod. Sup.	2031-2035	\$ 500,000	Prod. Sup.	2031-2035	\$ -	OR	2036-2045	\$ 4,521,000	OR	\$ 263,000	Partially Funded
23	Lake	SR-19	CR-48	CR-561	4.76	Strat. Imp.*	COMPLETE	\$ -	Prod. Sup.	COMPLETE	\$ -	Prod. Sup.	2031-2035	\$ -	OR	2036-2045	\$ 5,476,000	OR	\$ 319,000	Partially Funded
<i>Local Projects</i>																				
24	Lake	CR-33	SR-50	Simon Brown Rd	2.37	Strat. Imp.*	2025	\$ 500,000	Prod. Sup.	2026-2030	\$ 500,000	Prod. Sup.	2031-2035	\$ -	OR	2026-2030	\$ 4,725,000	OR	\$ 275,000	Partially Funded
<i>Strategic Intermodal System (SIS) Projects</i>																				
26	Lake	Florida's Turnpike	US 27	CR 470 Interchange	8.00	4D-8D	COMPLETE ¹	\$ 3,700,000	PKYI	2026-2030	\$ 16,135,145	PKYI	2026-2030	\$ 4,259,438	PKYI	N/A	N/A	N/A	N/A	Partially Funded

*Operational capacity improvements to be determined

**CEI provided by Product Support

***System-wide Improvements

Note: For Project ID #25, #26, and #27, present day cost (PDC) figures are also equal to year of expenditure (YOE) costs.

¹ Project was part of a single PD&E study, 423375-1 PD&E Widen TPK from SR 50 (Clermont) to I-75 (MP 272 - 309).

² Project design was included in, and funded with, 435786-1 Widen TPK from Minneola Interchange to O'Brien Road.

³ Construction for Citrus Grove Road Phase II is funded by a combination of \$8,000,000 in GR23 funds and \$3,588,896 in local funds.

All projects will use a combination of federal and state funding unless noted with an asterisk (*). Projects noted with an asterisk (*) will use local funds only.

Footnote #3 added to address combination of funding sources for construction

Added #27 - Citrus Grove Road Phase II to Cost Feasible Plan Projects

2045 LRTP Cost Feasible Capacity Projects (PDC)

Lake-Sumter MPO

State: Unfunded Needs

Priority*	ID	County	Jurisdiction	On Street	From Street	To Street	Mi.	Improvement
N/A	25	Sumter	Other State	US-301		@ C-472	N/A	Modify Intersection
	26	Lake	Other State	SR-44		@ US-27	N/A	Modify Intersection
	27	Sumter	Other State	SR-471	SR-50	SR-48	6.48	Widen to 4 Lanes
	28	Lake	SIS	Florida's Turnpike		@ US-301	N/A	Modify Interchange
	29	Lake/Sumter	SIS	Florida's Turnpike	CR-470	I-75	11.90	Widen to 6 Lanes
	30	Lake/Sumter	SIS	SR-50	CR-478A	SR-33/CR-33	14.99	Widen to 4 Lanes

Lake County: Unfunded Needs

Priority*	ID	Jurisdiction	On Street	From Street	To Street	Mi.	Improvement
Tier 1	31	Non-State	Old 441 / CR-19A		@ Eudora Rd	N/A	Modify Intersection
	32	Non-State	Hartwood Marsh Rd	US-27	CR-455	2.17	Widen to 4 Lanes
	33	Non-State	Citrus Grove Rd. (Phase II)	E of US-27	Grassy Lake Road	1.00	New 4 Lanes
Tier 2	34	Non-State	Hooks St Ext.	Hancock Rd	CR-455/Hartle Rd	1.47	New 2 Lanes
	35	Non-State	CR-44	SR-44	US 441	15.39	Widen to 4 Lanes
	36	Non-State	Wellness Way	US-27	SR-429	3.59	New 4 Lanes
	37	Non-State	Citrus Grove Rd. (Phase IV)	Hancock Rd	W of Turnpike Bridge	1.00	New 4 Lanes
	38	Non-State	Citrus Grove Rd. (Phase V)	W of Turnpike Bridge	Blackstill Lake Rd	0.80	New 2 Lanes
Tier 3	39	Non-State	Round Lake Rd Ext. (B)	Orange/Lake Co Line	Wolf Branch Rd.	2.05	New 4 Lanes
	40	Non-State	Micro Racetrack Rd. & Rolling Acres Rd.	CR-466A	US 27/US441	4.29	Widen to 4 Lanes
	41	Non-State	CR-470	TPKE West Ramps	SR-33/CR-33	3.12	Widen to 4 Lanes
	42	Non-State	CR-48	SR-33/CR-33	E of US-27 Bridge	1.26	Widen to 4 Lanes
	43	Non-State	CR-561	CR-448	SR-19	1.62	Widen to 4 Lanes
	44	Non-State	CR-561A	CR-565A	US-27	2.79	Widen to 4 Lanes
	45	Non-State	CR-455 Extension	CFX Connector	Hartwood/Marsh Rd	5.55	New 4 Lanes
	46	Non-State	Schofield Rd	US-27	SR-429	5.55	New 4 Lanes
	47	Non-State	CR-561/561A	US-27	N Hancock Rd	2.37	Widen to 4 Lanes
	48	Non-State	N Hancock Rd	Old Hwy 50 W	Turkey Farm Rd	2.00	Widen to 4 Lanes

*Priority is only specified for for non-state projects within a single county.

Tier 1 projects will be given priority in investment decisions using local capital revenues.
Tier 2 and Tier 3 projects will be considered for funding as funds becomes available.

Removed - Citrus Grove Road Phase II from Unfunded Needs Projects

Sumter County: Unfunded Needs

Priority*	ID	Jurisdiction	On Street	From Street	To Street	Mi.	Improvement
Tier 1	49	Non-State	Marsh Bend Trail (New Road)	US-301	Warm Springs Ave	4.78	New 2 Lanes
	50	Non-State	Corbin Trail (New Road)	Warm Springs Ave	E C-470	4.81	New 2 Lanes
	51	Non-State	Rd A (New Road)	E C-470	CR-48	6.62	New 2 Lanes
	52	Non-State	Rd B (New Road)	SR-471	E C-470	6.68	New 2 Lanes
	53	Non-State	Rd C (New Road)	SR-471	E C-470	8.85	New 2 Lanes
	54	Non-State	Meggison Rd (New Road)	SR-44	E C-470	9.02	New 2 Lanes
	55	Non-State	Morse Blvd Ext. (New Road)	Meggison Rd	CR-468	1.08	New 2 Lanes
	56	Non-State	Buena Vista Blvd Ext.	Meggison Rd	SR-44	0.85	New 4 Lanes
Tier 2	57	Non-State	Marsh Bend Trail	C470	Corbin Trail	2.68	Widen to 6 Lanes
	58	Non-State	E Co Rd 466	I-75	US-301	4.87	Widen to 4 Lanes
	59	Non-State	CR-219	SR-44	CR-44A	1.08	Widen to 4 Lanes
	60	Non-State	CR-468/US-301	Commercial St	CR-507	3.12	Widen to 4 Lanes
	61	Non-State	CR-475	Old Airport Rd	CR-470	5.27	Widen to 4 Lanes

Lake and Sumter County: Unfunded Needs

Priority*	ID	Jurisdiction	On Street	From Street	To Street	Mi.	Improvement
N/A	62	Non-State	CR-470	SR-471 (CR-527)	Florida's Turnpike	9.02	Widen to 4 Lanes

Revised - Complete Streets narrative has been updated to reflect status of of previous/ ongoing studies and augmented to reference Complete Streets improvements that may be completed through FDOT's RRR program.

Bicycle and Pedestrian Needs

The Lake-Sumter MPO has been actively engaged in supporting the development of bicycle, pedestrian, and facility improvements may be implemented as part of overall roadway improvement projects or as standalone projects. Considering the needs of cyclists and pedestrians was instrumental in the development of an LRTP.

On an annual basis, the Lake-Sumter MPO prioritizes bicycle, pedestrian, and, trails projects which may be eligible for funding. These projects are included in the List of Priority Projects (LOPP) which serves as the bridge between the 5-year program of projects funded in the TIP and the long range plans and programs supported by the MPO.

Complete Streets

The MPO supports Complete Streets as an alternative transportation strategy to balance quality of life and mobility issues. Complete Streets are roadways designed to accommodate all users and may include elements such as sidewalks, bicycle lanes/paved shoulders, dedicated bus lanes, pedestrian crossings, and roundabouts. A number of Complete Streets studies in the planning area have been recently completed or are currently underway. These include: US 27 Traffic Calming & Complete Streets Study, US 301 Complete Streets Study (CR 466A to CR 44A), Central Avenue (SR 19) Corridor Planning Study, East Avenue Complete Streets Study, SR 50 Corridor Planning Study (Bloxam Ave. to 12th St. in Clermont), SR 471 in Webster, and Main Street in Leesburg. Additional corridors have been identified for similar studies, including SR 19 in Eustis, CR 435 in East Lake, Orange St. & Broad St. (SR 50) in Groveland, and CR 455 in Montverde. FDOT often implements Complete Streets improvements through its Resurfacing, Restoration, and Rehabilitation (RRR) program and associated design standards. An example of this is the anticipated improvements to US 301 in Wildwood from Lion Street to E. Kentucky Avenue.

Regional Trails

The MPO continues to be a strong advocate of a robust regional trail system. There is an expanding trail network throughout the state and the MPO continues to plan for a series of paved multi-use trails that connect to other regional trails in Florida, including the Coast-to-Coast Trail, the Heart of Florida Loop, and the Wekiva Trail. The MPO's List of Priority Projects includes a combined list of all trail priorities in Tier 1 and Tier 2 with additions such as SUN Trail/Coast to Coast Connector trail segments and includes a separate ranking of trail projects as a group.

Figure 4-5 depicts existing, planned, programmed, and conceptual trail locations within the planning area, as well as unfunded gaps in the SUN Trail network. Appendix F includes planning level cost estimates for paved multi-use trails in the planning area.

Safe Routes to School

The Safe Routes to School (SRTS) Program helps communities address school transportation needs while encouraging more students to walk or bicycle to school. The SRTS Program funds projects such as the construction and installation of sidewalks, shared-use paths, and other infrastructure enhancements. The MPO completed the Safe School Access Transportation Study (SSATS) which included the development of transportation master plans for each school in the study area, focusing on a 10-year planning horizon.



Transportation Improvement Program FY 2023- 2027



Amendment # 2

APPROVED JUNE 22, 2022

AMENDMENT #1- SEPTEMBER 23, 2022

AMENDMENT #2- PENDING

**Prepared for the Lake – Sumter Metropolitan Planning
Organization**

1300 Citizens Blvd., Suite 175
Leesburg, FL 34748



Florida Department of Transportation

RON DESANTIS
GOVERNOR

605 Suwannee Street
Tallahassee, FL 32399-0450

JARED W. PERDUE, P.E.
SECRETARY

c: Kellie Smith, FDOT
Kathy Alexander, FDOT
Lisa Buscher, FDOT

December 5, 2022

Lake-Sumter MPO
ATTN: Michael Woods, Executive Director
1300 Citizens Blvd Suite #175
Leesburg FL 34748

RE: Request to Amend Fiscal Year (FY) 2022/23-2026/27 Transportation Improvement Program (TIP)

****REVISED****

Dear Mr. Woods:

The purpose of this letter is to request Lake-Sumter MPO amend the FY 2022/23-2026/27 TIP to add the project detailed below. This project received funding through an appropriation of Florida Legislature during the 2022 session and will need to be included in the TIP.

FM#	Project Description	Project Limits	Length	Phase	Fund Source	Amount	Fiscal Year
435541-3	Citrus Grove Road Phase II	E of US 27 to Grassy Lake Road	1 mile	CST	GR23 LF	\$8,000,000 \$3,588,896	2023

As always, feel free to contact the Liaison Group at D5-MPOLiaisons@dot.state.fl.us if you would like to discuss further.

Sincerely,

Rakinya Hinson
MPO Liaison
FDOT District Five

www.fdot.gov



Florida Department of Transportation

RON DESANTIS
GOVERNOR

605 Suwannee Street
Tallahassee, FL 32399-0450

JARED W. PERDUE, P.E.
SECRETARY

January 6, 2023

Lake-Sumter MPO
ATTN: Michael Woods, Executive Director
1300 Citizens Blvd Suite #175
Leesburg FL 34748

RE: Request to Amend Fiscal Year (FY) 2022/23-2026/27 Transportation Improvement Program (TIP)

Dear Mr. Woods:

The purpose of this letter is to request Lake-Sumter MPO amend the FY 2022/23-2026/27 TIP to add the projects detailed below.

Projects #452508-2 and #452511-1 are transit projects funded through the 5310 program and typically managed by local agencies.

Project #452229-4 is an operational safety project to add rumble stripes at a various locations and roadways throughout Lake and Sumter counties as safety measures. This project is delivered using a districtwide contract and must be added to the TIP to receive authorization to use federal funding for the project. The design phase is programmed in FY 2023 and the construction phase is programmed in 2024.

Please use the information provided below to revise the TIP accordingly:

FM#	Project Description	Project Limits	Length	Phase	Fund Source	Amount	Fiscal Year
452508-2	5310 District Capital-Non Urban UZA-Building Blocks Ministries	N/A	N/A	CAP	DPTO	\$ 1,295	2023
					DU	\$ 10,359	
					LF	\$ 1,295	
					Total	\$ 12,949	
452511-1	5310 Operating-Non	N/A	N/A	OPS	DU	\$ 24,348	2023
					LF	\$ 24,348	

www.fdot.gov

	Urban Lake County Board of Commissioners	UZA-County of Commissioners				Total	\$ 48,696	
452229-4	SWRS Districtwide Rumble Stripes Bundle 5D	-	N/A	137.104 miles	PE	ACSS DIH Total	\$75,000 \$18,000 \$93,000	2023

As always, feel free to contact the Liaison Group at D5-MPOLiaisons@dot.state.fl.us if you would like to discuss further.

Sincerely,

Anna Taylor

Anna Taylor
Government Liaison Administrator
FDOT District Five

c: Kellie Smith, FDOT
Katherine Alexander-Corbin, FDOT
Jo Santiago, FDOT
D5 MPO Liaisons
D5 Work Program

An aerial photograph of a long, multi-lane bridge spanning a wide body of water. The bridge is supported by numerous vertical piers. On the left side, there is a dense forest of trees with Spanish moss hanging from them. In the foreground, a concrete dock with a ramp and two small floating platforms is visible. The sky is filled with scattered clouds. The text 'Project Sheets' is centered over the image.

Project Sheets



Lake-Sumter MPO

5-Year Transportation Improvement Program (TIP)

FY 2023 - 2027

FM #: 4355413

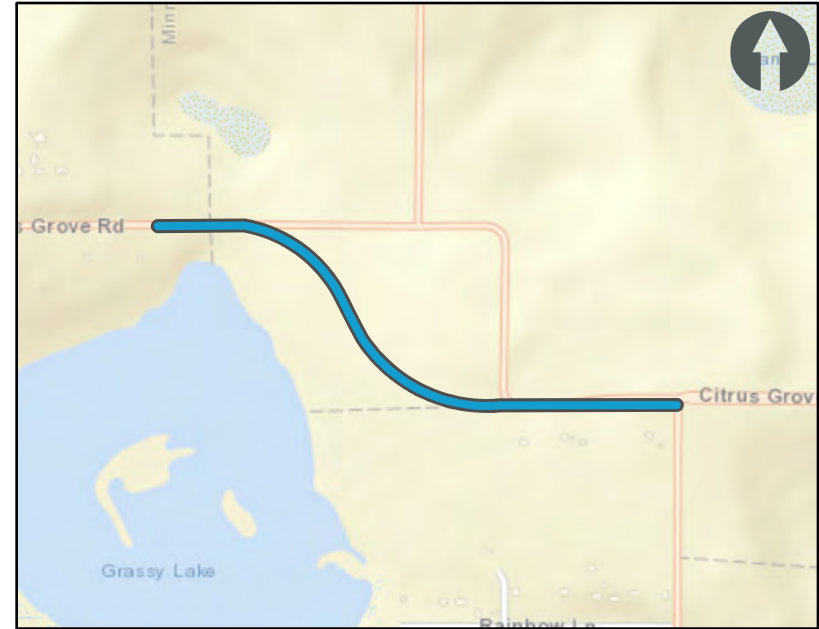
DRAFT - Amendment #2

TIP Information

SIS Project: Non-SIS

<http://maps.google.com/maps?q=28.5983597751298,-81.7383093589771>

FM Number: 4355413
Project Name: Citrus Grove Road Phase II
Project Segment: From E of US 27 to Grassy Lake Road
From: E of US 27
To: Grassy Lake Road
Begin Milepost: N/A
End Milepost: N/A
Work Program Category: N/A
County: LAKE
L RTP Page: N/A
Project Length: 0.287 Miles
Amended: Yes - Amendment Packet: 2
Work Description: Add Lanes And Reconstruct
Responsible Agency: FDOT
Project Description: Citrus Grove Road Phase II



— Roadway Capacity Projects (Non-SIS)

Historical Cost: \$N/A **TIP Cost:** \$11,588,896 **Future Cost:** \$N/A **Total Cost:** \$11,588,896

Cost by Year and Phase

PHASE	FUND CODE	FUNDING SOURCE	HISTORIC COST	2023	2024	2025	2026	2027	FUTURE COST	TOTAL
CST	LF	Local	\$0.00	\$3,588,896.00	\$0.00	\$0.00	\$0.00	\$0.00	\$0.00	\$3,588,896.00
CST	GR23	State 100%	\$0.00	\$8,000,000.00	\$0.00	\$0.00	\$0.00	\$0.00	\$0.00	\$8,000,000.00



Lake-Sumter MPO

5-Year Transportation Improvement Program (TIP)

FY 2023 - 2027

FM #: 4522294

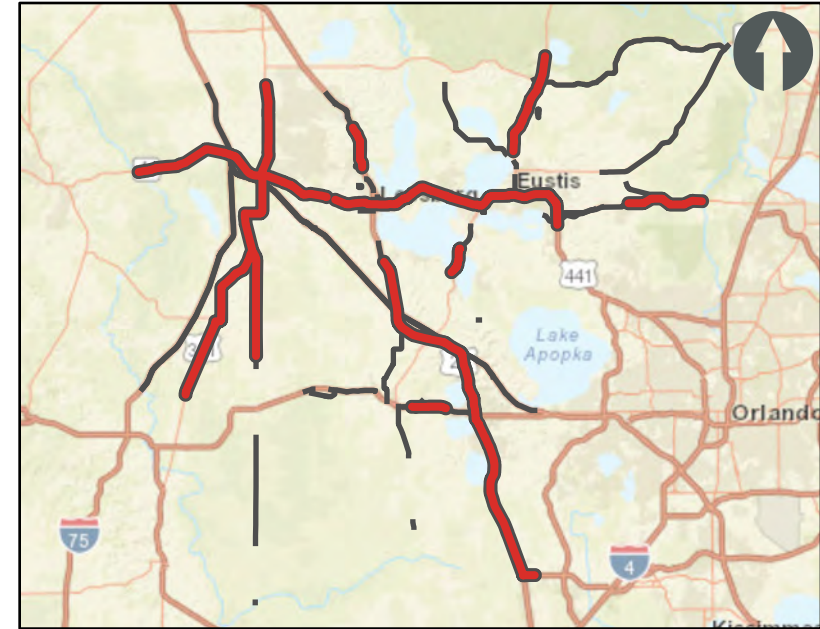
DRAFT - Amendment #2

TIP Information

SIS Project: Non-SIS

<http://maps.google.com/maps?q=28.7411045418019,-81.7661410053081>

FM Number: 4522294
Project Name: SWRS – Districtwide Rumble Stripes Bundle 5D
Project Segment: Various Locations and Roadways Throughout Lake and Sumter Counties
From: N/A
To: N/A
Begin Milepost: N/A
End Milepost: N/A
Work Program Category: N/A
County: LSMPO
L RTP Page: N/A
Project Length: 137.104 Miles
Amended: Yes - Amendment Packet: 2
Work Description: Safety Project
Responsible Agency: FDOT
Project Description: Districtwide Rumble Stripes Bundle



— Safety/Operations/TSMO Projects — Other Projects

Historical Cost: \$N/A **TIP Cost:** \$93,000 **Future Cost:** \$N/A **Total Cost:** \$93,000

Cost by Year and Phase

PHASE	FUND CODE	FUNDING SOURCE	HISTORIC COST	2023	2024	2025	2026	2027	FUTURE COST	TOTAL
PE	ACSS	Federal	\$0.00	\$75,000.00	\$0.00	\$0.00	\$0.00	\$0.00	\$0.00	\$75,000.00
PE	DIH	State 100%	\$0.00	\$18,000.00	\$0.00	\$0.00	\$0.00	\$0.00	\$0.00	\$18,000.00



Lake-Sumter MPO

5-Year Transportation Improvement Program (TIP)

FY 2023 - 2027

FM #: 4525082

DRAFT - Amendment #2

TIP Information

SIS Project: Non-SIS

<http://maps.google.com/maps?q=28.8013297939463,-81.7307071247754>

FM Number: 4525082
Project Name: 5310 District Capital-Non Urban UZA-Building Blocks Ministries
Project Segment: N/A
From: N/A
To: N/A
Begin Milepost: N/A
End Milepost: N/A
Work Program Category: N/A
County: LAKE
L RTP Page: N/A
Project Length: N/A Miles
Amended: Yes - Amendment Packet: 2
Work Description: Capital For Fixed Route
Responsible Agency: Lake County Public Transportation
Project Description: District Capital-Non Urban UZA-Building Blocks Ministries



Legend: █ Transit and Transportation Disadvantage Projects █ Other Projects
 *Map shows location of responsible agency and does not represent the location of the actual project

Historical Cost: \$N/A **TIP Cost:** \$12,949 **Future Cost:** \$N/A **Total Cost:** \$12,949

Cost by Year and Phase

PHASE	FUND CODE	FUNDING SOURCE	HISTORIC COST	2023	2024	2025	2026	2027	FUTURE COST	TOTAL
CAP	DPTO	State 100%	\$0.00	\$1,295.00	\$0.00	\$0.00	\$0.00	\$0.00	\$0.00	\$1,295.00
CAP	DU	Federal	\$0.00	\$10,359.00	\$0.00	\$0.00	\$0.00	\$0.00	\$0.00	\$10,359.00
CAP	LF	Local	\$0.00	\$1,295.00	\$0.00	\$0.00	\$0.00	\$0.00	\$0.00	\$1,295.00



Lake-Sumter MPO

5-Year Transportation Improvement Program (TIP)

FY 2023 - 2027

FM #: 4525111

DRAFT - Amendment #2

TIP Information

SIS Project: Non-SIS

<http://maps.google.com/maps?q=28.8015818385812,-81.7294946999538>

- FM Number:** 4525111
- Project Name:** 5310 Operating-Non Urban UZA-Lake Co. Board of County Commissioners
- Project Segment:** N/A
- From:** N/A
- To:** N/A
- Begin Milepost:** N/A
- End Milepost:** N/A
- Work Program Category:** N/A
- County:** LAKE
- L RTP Page:** N/A
- Project Length:** N/A Miles
- Amended:** Yes - Amendment Packet: 2
- Work Description:** Operating for Fixed Route
- Responsible Agency:** Lake County Public Transportation
- Project Description:** Operating-Non Urban UZA-Lake County Board of County Commissioners



Legend: █ Transit and Transportation Disadvantage Projects █ Other Projects
 *Map shows location of responsible agency and does not represent the location of the actual project

Historical Cost: \$N/A
 TIP Cost: \$48,696
 Future Cost: \$N/A
 Total Cost: \$48,696

Cost by Year and Phase

PHASE	FUND CODE	FUNDING SOURCE	HISTORIC COST	2023	2024	2025	2026	2027	FUTURE COST	TOTAL
OPS	DU	Federal	\$0.00	\$24,348.00	\$0.00	\$0.00	\$0.00	\$0.00	\$0.00	\$24,348.00
OPS	LF	Local	\$0.00	\$24,348.00	\$0.00	\$0.00	\$0.00	\$0.00	\$0.00	\$24,348.00



Prepared for the Lake – Sumter Metropolitan Planning Organization
1300 Citizens Blvd., Suite 175
Leesburg, FL 34748

Prepared by



2023 List of Priority Projects (LOPP)

**Technical Advisory Committee
&
Community Advisory Committee**

February 8, 2023

LOPP = Essential to Programming

LOPP defines priorities considered for development of Five-Year Work Program/TIP that begins on...

July 1 of the year following its approval

The 2023 LOPP will be used by FDOT to determine projects that might be added to the FY 2024/25 – 2028/29 Tentative Five-Year Work Program.

- Consider Outer Years
- Maintain Long-term View

2022 LOPP – Funding Recap

Based on the FDOT 2023/24 – 2027/28 Tentative Work Program:

Lake County

- **Top 20 #1:** SR 50 Realignment (Groveland) - \$14.7M for ROW in FY24 / \$9.85M in FY25
- **Top 20 #17:** Micro Racetrack Road - \$450K for Design moved up to FY24 from FY26

Sumter County

- **Top 20 #2:** US 301 Widening - \$51M for ROW in FY24 / \$71.1M for CST in FY 24 and \$45.8M for CST in FY26
- **Top 20 #6:** US 301 Complete Streets (Wildwood) - \$2M for Design in FY24
- **Top 20 #8:** CR 48 Safety Project - \$1.6M for Design in FY24
- **Bridges #1:** Rehabilitation for Multiple Bridges - \$717,289 for CST in FY24



2023 LOPP Development Schedule

Call for Projects – Project Information Application (PIA) Submitted	By October 27, 2022 – January 13, 2023
PIA Sufficiency Review	January 16 – March 16, 2023
Technical Assistance Meetings with Sponsors	February 20-24, 2023
Project Information Applications (PIA) Complete	March 17, 2023
Prioritization Process and Draft Ranking Complete	March 31, 2023
Draft LOPP Reviewed by Board/Committees	April 12 & April 26, 2023
Final LOPP Reviewed by Board/Committees	June 14 & June 28, 2023
MPO Submits Adopted LOPP to FDOT	By June 30, 2023

Questions?

DISTRICT 5



TENTATIVE WORK PROGRAM PUBLIC HEARING REPORT

FISCAL YEAR 2024 TO FISCAL YEAR 2028



SUMMARY REPORT - LAKE COUNTY

AS OF **11/17/2022-10:33 AM** SUBJECT TO CHANGE

FLORIDA DEPARTMENT OF TRANSPORTATION DISTRICT 5
PROJECTS FUNDED JULY 1, 2023 TO JUNE 30, 2028
VISIT US AT WWW.FDOT.GOV/WPPH/DISTRICT5

Draft Tentative Five-Year Work Program Public Hearing Summary Report - As of November 17, 2022

July 1, 2023 through June 30, 2028

Florida Department of Transportation - District Five

LAKE COUNTY

Fixed Capital Outlay

451641-1 - FIRE ALARM SYSTEM UPGRADE

Type of Work: FIXED CAPITAL OUTLAY

Phase	Funding Source	2024	2025	2026	2027	2028
Construction	State	\$60,000				
Total for Project 451641-1		\$60,000				

451642-1 - IRRIGATION REPLACEMENT

Type of Work: FIXED CAPITAL OUTLAY

Phase	Funding Source	2024	2025	2026	2027	2028
Construction	State		\$75,000			
Total for Project 451642-1			\$75,000			

451643-1 - SECURITY - CAMERA UPGRADE

Type of Work: FIXED CAPITAL OUTLAY

Phase	Funding Source	2024	2025	2026	2027	2028
Construction	State		\$40,000			
Total for Project 451643-1			\$40,000			

451644-1 - SECURITY - BOLLARD DETERRENT

Type of Work: FIXED CAPITAL OUTLAY

Phase	Funding Source	2024	2025	2026	2027	2028
Construction	State					\$10,000
Total for Project 451644-1						\$10,000

451645-1 - SECURITY - FENCING/GATE UPDATES

Type of Work: FIXED CAPITAL OUTLAY

Phase	Funding Source	2024	2025	2026	2027	2028
Construction	State		\$70,000			
Total for Project 451645-1			\$70,000			

451646-1 - SECURITY - INTEGRATED ELECTRONIC SYSTEM ON GATE

Type of Work: FIXED CAPITAL OUTLAY

Phase	Funding Source	2024	2025	2026	2027	2028
Construction	State		\$9,000			
Total for Project 451646-1			\$9,000			

Draft Tentative Five-Year Work Program Public Hearing Summary Report - As of November 17, 2022

July 1, 2023 through June 30, 2028

Florida Department of Transportation - District Five

LAKE COUNTY

Fixed Capital Outlay

451647-1 - SECURITY - RECEPTION DESK

Type of Work: FIXED CAPITAL OUTLAY

Phase	Funding Source	2024	2025	2026	2027	2028
Construction	State			\$90,000		
Total for Project 451647-1				\$90,000		

Draft Tentative Five-Year Work Program Public Hearing Summary Report - As of November 17, 2022

July 1, 2023 through June 30, 2028

Florida Department of Transportation - District Five

LAKE COUNTY

Freight Logistics And Passenger Operations Program: Aviation

438449-2 - LAKE-LEESBURG INTL CONSTRUCT HANGAR PHASE 2

Type of Work: AVIATION REVENUE/OPERATIONAL

Phase	Funding Source	2024	2025	2026	2027	2028
Capital	Local	\$180,000				
	State	\$720,000				
Total for Project 438449-2		\$900,000				

442484-1 - LAKE-LEESBURG INTL LAND ACQUISITION

Type of Work: AVIATION REVENUE/OPERATIONAL

Phase	Funding Source	2024	2025	2026	2027	2028
Capital	Local				\$125,000	
	State				\$500,000	
Total for Project 442484-1					\$625,000	

444873-2 - LAKE-LEESBURG INTL FUEL FARM CONSTRUCTION

Type of Work: AVIATION REVENUE/OPERATIONAL

Phase	Funding Source	2024	2025	2026	2027	2028
Capital	Local		\$250,000	\$100,000		
	State		\$1,000,000	\$400,000		
Total for Project 444873-2			\$1,250,000	\$500,000		

444875-1 - LAKE-UMATILLA MUNI RELOCATE ROAD

Type of Work: AVIATION PRESERVATION PROJECT

Phase	Funding Source	2024	2025	2026	2027	2028
Capital	Local				\$80,000	
	State				\$320,000	
Total for Project 444875-1					\$400,000	

448010-1 - LEESBURG INTERNATIONAL AIRPORT TAXIWAY

Type of Work: AVIATION PRESERVATION PROJECT

Phase	Funding Source	2024	2025	2026	2027	2028
Capital	Federal					\$405,000
	Local					\$9,000
	State					\$36,000
Total for Project 448010-1						\$450,000

Draft Tentative Five-Year Work Program Public Hearing Summary Report - As of November 17, 2022

July 1, 2023 through June 30, 2028

Florida Department of Transportation - District Five

LAKE COUNTY

Freight Logistics And Passenger Operations Program: Aviation

449782-1 - LAKE-UMATILLA MUNICIPAL AIRPORT HANGAR

Type of Work: AVIATION REVENUE/OPERATIONAL

Phase	Funding Source	2024	2025	2026	2027	2028
Capital	Local	\$303,000	\$80,000			
	State	\$1,220,000	\$320,000			
Total for Project 449782-1		\$1,523,000	\$400,000			

449783-1 - LAKE-UMATILLA MUNICIPAL AIRPORT STORAGE HANGARS

Type of Work: AVIATION REVENUE/OPERATIONAL

Phase	Funding Source	2024	2025	2026	2027	2028
Capital	Local			\$125,000		
	State			\$500,000		
Total for Project 449783-1				\$625,000		

Draft Tentative Five-Year Work Program Public Hearing Summary Report - As of November 17, 2022

July 1, 2023 through June 30, 2028

Florida Department of Transportation - District Five

LAKE COUNTY

Freight Logistics And Passenger Operations Program: Transit

414331-1 - LAKE-COUNTY CAPITAL FIXED ROUTE GRANT SECTION 5307

Type of Work: CAPITAL FOR FIXED ROUTE

Phase	Funding Source	2024	2025	2026	2027	2028
Capital	Federal	\$573,362				
	Local	\$143,341				
Total for Project 414331-1		\$716,703				

414331-2 - LAKE-COUNTY CAPITAL GRANT SECTION 5307

Type of Work: CAPITAL FOR FIXED ROUTE

Phase	Funding Source	2024	2025	2026	2027	2028
Capital	Federal	\$3,943,560	\$4,061,867	\$4,061,867	\$4,061,867	\$4,061,867
	Local	\$985,890	\$1,015,467	\$1,015,467	\$1,015,467	\$1,015,467
Total for Project 414331-2		\$4,929,450	\$5,077,334	\$5,077,334	\$5,077,334	\$5,077,334

442453-1 - LAKE-BLOCK GRANT OPERATING ASSISTANCE

Type of Work: OPERATING FOR FIXED ROUTE

Phase	Funding Source	2024	2025	2026	2027	2028
Operations	Local	\$913,254	\$936,378	\$964,469	\$993,403	
	State	\$913,254	\$936,378	\$964,469	\$993,403	
Total for Project 442453-1		\$1,826,508	\$1,872,756	\$1,928,938	\$1,986,806	

442453-2 - LAKE-BLOCK GRANT OPERATING ASSISTANCE

Type of Work: OPERATING FOR FIXED ROUTE

Phase	Funding Source	2024	2025	2026	2027	2028
Operations	Local					\$1,023,205
	State					\$1,023,205
Total for Project 442453-2						\$2,046,410

442458-1 - LAKE-SECTION 5311 RURAL TRANSPORTATION

Type of Work: OPERATING/ADMIN. ASSISTANCE

Phase	Funding Source	2024	2025	2026	2027	2028
Operations	Federal	\$522,232	\$537,899	\$554,036	\$570,727	
	Local	\$522,232	\$537,899	\$554,036	\$570,727	
Total for Project 442458-1		\$1,044,464	\$1,075,798	\$1,108,072	\$1,141,454	

444285-1 - LAKE-LAKE COUNTY FTA SECTION 5307 OPERATING FUNDS

Type of Work: OPERATING FOR FIXED ROUTE

Phase	Funding Source	2024	2025	2026	2027	2028
Operations	Federal	\$2,000,000	\$2,000,000	\$2,000,000	\$2,000,000	\$2,000,000
	Local	\$2,000,000	\$2,000,000	\$2,000,000	\$2,000,000	\$2,000,000
Total for Project 444285-1		\$4,000,000	\$4,000,000	\$4,000,000	\$4,000,000	\$4,000,000

Draft Tentative Five-Year Work Program Public Hearing Summary Report - As of November 17, 2022

July 1, 2023 through June 30, 2028

Florida Department of Transportation - District Five

LAKE COUNTY

Freight Logistics And Passenger Operations Program: Transit

452042-1 - PROGRAM 18 - SECTION 5311 CAPITAL-LAKE COUNTY BOCC

Type of Work: CAPITAL FOR FIXED ROUTE

Phase	Funding Source	2024	2025	2026	2027	2028
Capital	Federal	\$1,552,773				
	Local	\$388,193				
Total for Project 452042-1		\$1,940,966				

Draft Tentative Five-Year Work Program Public Hearing Summary Report - As of November 17, 2022

July 1, 2023 through June 30, 2028

Florida Department of Transportation - District Five

LAKE COUNTY

Highways

427056-1 - SR 50/SR 33 FROM CR 565 (VILLA CITY) TO CR 565A (MONTEVISTA)

Type of Work: NEW ROAD CONSTRUCTION

Phase	Funding Source	2024	2025	2026	2027	2028
Right of Way	Federal	\$982,476	\$6,248,964			
	R/W and Bridge Bonds	\$7,750,000				
	State	\$5,967,524	\$3,601,504			
Total for Project 427056-1		\$14,700,000	\$9,850,468			

430975-3 - LAKE-WEKIVA TRAIL FROM SR 46 TO HOJIN STREET

Type of Work: BIKE PATH/TRAIL

Phase	Funding Source	2024	2025	2026	2027	2028
Construction	Federal		\$4,064,188			
Total for Project 430975-3			\$4,064,188			

432332-1 - SR 19 FROM NORTH OF SR 50 TO NORTH OF LAKEVIEW AVE

Type of Work: RESURFACING

Phase	Funding Source	2024	2025	2026	2027	2028
Construction	Federal	\$16,125,013				
	State	\$10,280				
Total for Project 432332-1		\$16,135,293				

435859-5 - SR 50 FROM EAST OF THE SUMTER/LAKE COUNTY LINE TO CR 33

Type of Work: ADD LANES & RECONSTRUCT

Phase	Funding Source	2024	2025	2026	2027	2028
Right of Way	State	\$13,894,528	\$9,178,000			
Total for Project 435859-5		\$13,894,528	\$9,178,000			

439665-1 - ROLLING ACRES ROAD FROM S OF CR466 TO N OF US27/US441

Type of Work: ADD LANES & RECONSTRUCT

Phase	Funding Source	2024	2025	2026	2027	2028
PD & E	Federal			\$450,000		
	Local			\$450,000		
Total for Project 439665-1				\$900,000		

441393-1 - CR 437 FROM CENTRAL AVE TO SR 46

Type of Work: NEW ROAD CONSTRUCTION

Phase	Funding Source	2024	2025	2026	2027	2028
Right of Way	Local	\$1,250,000				
	State	\$1,250,000				
Total for Project 441393-1		\$2,500,000				

Draft Tentative Five-Year Work Program Public Hearing Summary Report - As of November 17, 2022

July 1, 2023 through June 30, 2028

Florida Department of Transportation - District Five

LAKE COUNTY

Highways

441710-2 - ROUND LAKE ROAD FROM LAKE/ORANGE COUNTY LINE TO WOLF BRANCH ROAD

Type of Work: NEW ROAD CONSTRUCTION

Phase	Funding Source	2024	2025	2026	2027	2028
Right of Way	Local			\$4,821,765		
	State			\$4,178,235		
Total for Project 441710-2				\$9,000,000		

441781-1 - HARTWOOD MARSH RD FROM US 27 TO SAVANNA RIDGE LN (PROPOSED CR 455 EXT)

Type of Work: ADD LANES & RECONSTRUCT

Phase	Funding Source	2024	2025	2026	2027	2028
Construction	Local				\$6,270,000	
	State				\$6,270,000	
Total for Project 441781-1					\$12,540,000	

445297-1 - SR 19 FROM NORTH OF STEVENS AVE TO CR 452

Type of Work: RESURFACING

Phase	Funding Source	2024	2025	2026	2027	2028
Construction	Federal	\$5,025,191				
	State	\$20,560				
Total for Project 445297-1		\$5,045,751				

445685-1 - SR 33 / CR 33 FROM POLK CO. LINE TO SR 50

Type of Work: SAFETY PROJECT

Phase	Funding Source	2024	2025	2026	2027	2028
Construction	Federal			\$6,366,990		
	State			\$10,900		
Total for Project 445685-1				\$6,377,890		

445686-1 - SR 19 / SR 44 @ ORANGE AVE

Type of Work: SAFETY PROJECT

Phase	Funding Source	2024	2025	2026	2027	2028
Construction	Federal	\$1,909,796				
Total for Project 445686-1		\$1,909,796				

446547-1 - SR 500 (US 441) FROM LAKE ELLA RD TO AVENIDA CENTRAL

Type of Work: LANDSCAPING

Phase	Funding Source	2024	2025	2026	2027	2028
Construction	State		\$187,016			
Total for Project 446547-1			\$187,016			

Draft Tentative Five-Year Work Program Public Hearing Summary Report - As of November 17, 2022

July 1, 2023 through June 30, 2028

Florida Department of Transportation - District Five

LAKE COUNTY

Highways

447093-1 - SR 33 / SR 50 FROM W OF GROVELAND BIFURCATION TO CRITTENDEN ST

Type of Work: RESURFACING

Phase	Funding Source	2024	2025	2026	2027	2028
Construction	State	\$2,216,359				
Total for Project 447093-1		\$2,216,359				

447098-1 - SR-25 FROM LAKE LOUISA RD TO CLUSTER OAK DRIVE

Type of Work: RESURFACING

Phase	Funding Source	2024	2025	2026	2027	2028
Construction	Federal	\$12,594,832				
	State	\$20,560				
Total for Project 447098-1		\$12,615,392				

447410-1 - MICRO RACETRACK ROAD FROM CR 466A TO LAKE ELLA ROAD

Type of Work: PAVE SHOULDERS

Phase	Funding Source	2024	2025	2026	2027	2028
Preliminary Engineering	Federal	\$225,000				
	Local	\$225,000				
Total for Project 447410-1		\$450,000				

447609-1 - CR 565/VILLA CITY RD FROM NORTH OF SR 50 TO SOUTH OF US 27

Type of Work: PAVE SHOULDERS

Phase	Funding Source	2024	2025	2026	2027	2028
Construction	Federal		\$3,325,187			
Total for Project 447609-1			\$3,325,187			

447990-1 - BEVERLY SHORES NEIGHBORHOOD SIDEWALK PROJECT AT VARIOUS LOCATIONS

Type of Work: SIDEWALK

Phase	Funding Source	2024	2025	2026	2027	2028
Construction	Federal				\$489,752	
Preliminary Engineering	Federal		\$35,000			
Total for Project 447990-1			\$35,000		\$489,752	

448733-1 - WELLNESS WAY FROM US-27 TO THE LAKE/ORANGE COUNTY LINE

Type of Work: NEW ROAD CONSTRUCTION

Phase	Funding Source	2024	2025	2026	2027	2028
Preliminary Engineering	Local	\$1,500,000				
	State	\$1,500,000				
Total for Project 448733-1		\$3,000,000				

Draft Tentative Five-Year Work Program Public Hearing Summary Report - As of November 17, 2022

July 1, 2023 through June 30, 2028

Florida Department of Transportation - District Five

LAKE COUNTY

Highways

448734-1 - HOOKS ST FROM HANCOCK RD TO CR-455/HARTLE RD

Type of Work: NEW ROAD CONSTRUCTION

Phase	Funding Source	2024	2025	2026	2027	2028
Construction	Local	\$2,500,000				
	State	\$2,500,000				
Total for Project 448734-1		\$5,000,000				

448735-1 - SR 500 FROM MILLS ST TO COLLEGE DR

Type of Work: RESURFACING

Phase	Funding Source	2024	2025	2026	2027	2028
Construction	Federal		\$10,125,583			
	Local		\$25,111			
	State		\$835,386			
Total for Project 448735-1			\$10,986,080			

448739-1 - SR-44 FROM W MAIN ST TO WEST OF TAFFY LN

Type of Work: RESURFACING

Phase	Funding Source	2024	2025	2026	2027	2028
Construction	Federal		\$2,432,656			
	State		\$294,630			
Total for Project 448739-1			\$2,727,286			

448764-1 - SR 530 / US 192 FROM SR 25 / US 27 TO ORANGE COUNTY LINE

Type of Work: RESURFACING

Phase	Funding Source	2024	2025	2026	2027	2028
Construction	Federal		\$3,654,889			
	State		\$344,368			
Total for Project 448764-1			\$3,999,257			

448769-1 - SR-25 FROM CR-33 TO MIDDLESEX RD

Type of Work: RESURFACING

Phase	Funding Source	2024	2025	2026	2027	2028
Construction	Federal		\$4,624,591			
	State		\$1,438,865			
Total for Project 448769-1			\$6,063,456			

448876-1 - SR 19 FROM FLORIDA AVE TO LAKEVIEW AVE

Type of Work: SIDEWALK

Phase	Funding Source	2024	2025	2026	2027	2028
Construction	Federal	\$789,864				
	State	\$5,140				
Total for Project 448876-1		\$795,004				

Draft Tentative Five-Year Work Program Public Hearing Summary Report - As of November 17, 2022

July 1, 2023 through June 30, 2028

Florida Department of Transportation - District Five

LAKE COUNTY

Highways

449454-1 - HAMMOCK RIDGE RD ROUNDABOUT

Type of Work: ROUNDABOUT

Phase	Funding Source	2024	2025	2026	2027	2028
Preliminary Engineering	Federal			\$375,000		
	Local			\$375,000		
Total for Project 449454-1				\$750,000		

449792-1 - SR 40 / ASTOR BRIDGE # 110077 STRUCTURE MAINTENANCE

Type of Work: BRIDGE-REPAIR/REHABILITATION

Phase	Funding Source	2024	2025	2026	2027	2028
Construction	State	\$4,677,400				
Total for Project 449792-1		\$4,677,400				

449856-1 - US 441 NB OVER CR 25 BRIDGE 110034 & US 27 OVER US 192 BRIDGE 110036

Type of Work: BRIDGE-REPAIR/REHABILITATION

Phase	Funding Source	2024	2025	2026	2027	2028
Construction	State	\$289,964				
Total for Project 449856-1		\$289,964				

450580-1 - SR 500 / US 441 / NORTH BLVD FROM LEE RD TO MILLS RD

Type of Work: RESURFACING

Phase	Funding Source	2024	2025	2026	2027	2028
Construction	Federal			\$425,600		
Preliminary Engineering	Federal	\$500,000				
Construction	State			\$3,466,741		
Preliminary Engineering	State	\$10,000				
Total for Project 450580-1		\$510,000		\$3,892,341		

450581-1 - SR 500 FROM LAKESHORE BLVD TO LAKE EUSTIS DR

Type of Work: RESURFACING

Phase	Funding Source	2024	2025	2026	2027	2028
Construction	Federal			\$381,737		
Preliminary Engineering	Federal	\$650,000				
Construction	State			\$3,101,204		
Preliminary Engineering	State	\$10,000				
Total for Project 450581-1		\$660,000		\$3,482,941		

Draft Tentative Five-Year Work Program Public Hearing Summary Report - As of November 17, 2022

July 1, 2023 through June 30, 2028

Florida Department of Transportation - District Five

LAKE COUNTY

Highways

450584-1 - SR 44 / MAIN ST. / SR 500 AT INTERSECTION CR 473(CREEK RD/BLUEGILL DR)

Type of Work: TRAFFIC SIGNAL UPDATE

Phase	Funding Source	2024	2025	2026	2027	2028
Construction	Federal			\$731,390		
Preliminary Engineering	Federal	\$500,000				
Construction	State			\$10,900		
Preliminary Engineering	State	\$10,000				
Total for Project 450584-1		\$510,000		\$742,290		

450740-1 - SR 25 FROM SR 50 TO CR 561A / SOUTHERN BREEZE DR

Type of Work: RESURFACING

Phase	Funding Source	2024	2025	2026	2027	2028
Construction	Federal			\$3,758,211		
Preliminary Engineering	Federal	\$1,850,000				
Construction	State			\$8,563,228		
Preliminary Engineering	State	\$10,000				
Total for Project 450740-1		\$1,860,000		\$12,321,439		

452218-1 - LAKE COUNTY V-ZERO

Type of Work: ATMS - ARTERIAL TRAFFIC MGMT

Phase	Funding Source	2024	2025	2026	2027	2028
Capital	State			\$25,000		
Construction	State		\$1,345,580			
Preliminary Engineering	State	\$260,000				
Total for Project 452218-1		\$260,000	\$1,345,580	\$25,000		

Draft Tentative Five-Year Work Program Public Hearing Summary Report - As of November 17, 2022

July 1, 2023 through June 30, 2028

Florida Department of Transportation - District Five

LAKE COUNTY

Maintenance

244754-3 - VEGETATION AND AESTHETICS AREA WIDE

Type of Work: ROUTINE MAINTENANCE

Phase	Funding Source	2024	2025	2026	2027	2028
Bridge/Roadway/Contract Maintenance	State	\$1,704,389	\$1,600,000	\$1,600,000	\$1,600,000	\$1,600,000
Total for Project 244754-3		\$1,704,389	\$1,600,000	\$1,600,000	\$1,600,000	\$1,600,000

413615-1 - LIGHTING AGREEMENTS

Type of Work: LIGHTING

Phase	Funding Source	2024	2025	2026	2027	2028
Bridge/Roadway/Contract Maintenance	State	\$430,595	\$443,516	\$456,818	\$454,079	
Total for Project 413615-1		\$430,595	\$443,516	\$456,818	\$454,079	

417199-1 - LADY LAKE MEMORANDUM OF AGREEMENT

Type of Work: ROUTINE MAINTENANCE

Phase	Funding Source	2024	2025	2026	2027	2028
Bridge/Roadway/Contract Maintenance	State				\$21,505	\$21,505
Total for Project 417199-1					\$21,505	\$21,505

418106-1 - LAKE PRIMARY IN-HOUSE

Type of Work: ROUTINE MAINTENANCE

Phase	Funding Source	2024	2025	2026	2027	2028
Bridge/Roadway/Contract Maintenance	State	\$1,763,811	\$1,763,811	\$1,763,811	\$1,763,811	\$1,733,811
Total for Project 418106-1		\$1,763,811	\$1,763,811	\$1,763,811	\$1,763,811	\$1,733,811

423113-1 - CITY OF LEESBURG MOA

Type of Work: ROUTINE MAINTENANCE

Phase	Funding Source	2024	2025	2026	2027	2028
Bridge/Roadway/Contract Maintenance	State	\$132,056	\$132,056			
Total for Project 423113-1		\$132,056	\$132,056			

423790-1 - MOA W/ MASCOTTE

Type of Work: ROUTINE MAINTENANCE

Phase	Funding Source	2024	2025	2026	2027	2028
Bridge/Roadway/Contract Maintenance	State		\$22,560			
Total for Project 423790-1			\$22,560			

Draft Tentative Five-Year Work Program Public Hearing Summary Report - As of November 17, 2022

July 1, 2023 through June 30, 2028

Florida Department of Transportation - District Five

LAKE COUNTY

Maintenance

425458-1 - MOA -FRUITLAND PARK

Type of Work: ROUTINE MAINTENANCE

Phase	Funding Source	2024	2025	2026	2027	2028
Bridge/Roadway/Contract Maintenance	State		\$100,000			\$100,000
Total for Project 425458-1			\$100,000			\$100,000

429176-2 - DRAINAGE REPAIR

Type of Work: ROUTINE MAINTENANCE

Phase	Funding Source	2024	2025	2026	2027	2028
Bridge/Roadway/Contract Maintenance	State	\$300,000				
Total for Project 429176-2		\$300,000				

439168-1 - WEKIVA TOLL FACILITIES MAINTENANCE

Type of Work: TOLL PLAZA

Phase	Funding Source	2024	2025	2026	2027	2028
Bridge/Roadway/Contract Maintenance	Toll/Turnpike	\$9,845	\$9,845	\$8,845	\$5,016	\$5,016
Total for Project 439168-1		\$9,845	\$9,845	\$8,845	\$5,016	\$5,016

451640-1 - FANS FOR SHOP

Type of Work: FIXED CAPITAL OUTLAY

Phase	Funding Source	2024	2025	2026	2027	2028
Bridge/Roadway/Contract Maintenance	State		\$30,000			
Total for Project 451640-1			\$30,000			

Draft Tentative Five-Year Work Program Public Hearing Summary Report - As of November 17, 2022

July 1, 2023 through June 30, 2028

Florida Department of Transportation - District Five

LAKE COUNTY

Miscellaneous

422570-3 - SOUTH LAKE TRAIL PH IIIB FROM 2ND ST TO SILVER EAGLE RD

Type of Work: BIKE PATH/TRAIL

Phase	Funding Source	2024	2025	2026	2027	2028
Construction	Federal			\$2,515,477		
Right of Way	Federal	\$548,424				
	State	\$50,000	\$23,273			
Total for Project 422570-3		\$598,424	\$23,273	\$2,515,477		

451415-1 - SR 40 FROM SR 35 TO VOLUSIA COUNTY LINE ITS SAFETY DEPLOYMENT

Type of Work: ITS COMMUNICATION SYSTEM

Phase	Funding Source	2024	2025	2026	2027	2028
Construction	State		\$4,743,323			
Preliminary Engineering	State	\$589,100				
Total for Project 451415-1		\$589,100	\$4,743,323			

452186-5 - US-27/US-441 (FRUITLAND PARK) "GAP" 24 - EV DCFCs (PHASE II)

Type of Work: ELECTRIC VEHICLE CHARGING

Phase	Funding Source	2024	2025	2026	2027	2028
Capital	Federal	\$900,000				
Operations	Federal		\$1,500,000			
Total for Project 452186-5		\$900,000	\$1,500,000			

Draft Tentative Five-Year Work Program Public Hearing Summary Report - As of November 17, 2022

July 1, 2023 through June 30, 2028

Florida Department of Transportation - District Five

LAKE COUNTY

Transportation Planning

439329-4 - LAKE SUMTER URBAN AREA FY 2022/2023-2023/2024 UPWP

Type of Work: TRANSPORTATION PLANNING

Phase	Funding Source	2024	2025	2026	2027	2028
Planning	Federal	\$853,430				
Total for Project 439329-4		\$853,430				

439329-5 - LAKE SUMTER URBAN AREA FY 2024/2025-2025/2026 UPWP

Type of Work: TRANSPORTATION PLANNING

Phase	Funding Source	2024	2025	2026	2027	2028
Planning	Federal		\$864,351	\$875,490		
Total for Project 439329-5			\$864,351	\$875,490		

439329-6 - LAKE SUMTER URBAN AREA FY 2026/2027-2027/2028 UPWP

Type of Work: TRANSPORTATION PLANNING

Phase	Funding Source	2024	2025	2026	2027	2028
Planning	Federal				\$875,490	\$875,490
Total for Project 439329-6					\$875,490	\$875,490

Draft Tentative Five-Year Work Program Public Hearing Summary Report - As of November 17, 2022

July 1, 2023 through June 30, 2028

Florida Department of Transportation - District Five

LAKE COUNTY

Turnpike

435785-1 - WIDEN TPK- ORANGE/LAKE C/L - MINNEOLA (274-279.2) (4TO8 LNS)

Type of Work: ADD LANES & RECONSTRUCT

Phase	Funding Source	2024	2025	2026	2027	2028
Construction	Toll/Turnpike		\$529,000			
Total for Project 435785-1			\$529,000			

435786-1 - WIDEN TPK(SR91)- MINNEOLA INTCHG TO OBRIEN RD (MP279.2-285.8)(4TO8LNS)

Type of Work: ADD LANES & RECONSTRUCT

Phase	Funding Source	2024	2025	2026	2027	2028
Construction	Toll/Turnpike	\$2,610,000		\$545,000		
Total for Project 435786-1		\$2,610,000		\$545,000		

435786-3 - WIDEN TPK(SR91) - OBRIEN RD TO US27 (MP 285.9-289.6) (4TO8 LNS)

Type of Work: ADD LANES & RECONSTRUCT

Phase	Funding Source	2024	2025	2026	2027	2028
Construction	Toll/Turnpike			\$137,890,300		\$1,690,000
Preliminary Engineering	Toll/Turnpike		\$900,000			
Right of Way	Toll/Turnpike	\$3,379,262	\$499,744	\$177,400		
Total for Project 435786-3		\$3,379,262	\$1,399,744	\$138,067,700		\$1,690,000

435787-1 - WIDEN TPK- US27 TO CR470 INTCHNG (MP289.3 - 297.3)(4TO8LNS)(LAKE CNTY)

Type of Work: ADD LANES & RECONSTRUCT

Phase	Funding Source	2024	2025	2026	2027	2028
Construction	Toll/Turnpike					\$330,592,464
Environmental	Toll/Turnpike					\$3,225,000
Preliminary Engineering	Toll/Turnpike	\$19,925,347			\$1,200,000	
Railroad & Utilities	Toll/Turnpike				\$25,000	
Right of Way	Toll/Turnpike			\$4,442,468		
Total for Project 435787-1		\$19,925,347		\$4,442,468	\$1,225,000	\$333,817,464

435788-2 - WIDEN TPK FROM CR470 INTCHG TO LAKE/SUMTER C/L(MP297.3-297.9)(4TO8LNS)

Type of Work: ADD LANES & RECONSTRUCT

Phase	Funding Source	2024	2025	2026	2027	2028
Preliminary Engineering	Toll/Turnpike		\$835,204	\$90,000		
Right of Way	Toll/Turnpike			\$520,910		
Total for Project 435788-2			\$835,204	\$610,910		

Draft Tentative Five-Year Work Program Public Hearing Summary Report - As of November 17, 2022

July 1, 2023 through June 30, 2028

Florida Department of Transportation - District Five

LAKE COUNTY

Turnpike

452106-1 - TPK (SR91) & US27 LEESBURG SOUTH INTCHG IMPROVEMENTS (MP 285)

Type of Work: INTERCHANGE IMPROVEMENT

Phase	Funding Source	2024	2025	2026	2027	2028
Construction	Toll/Turnpike			\$6,317,127		
Environmental	Toll/Turnpike		\$1,500,000			
Preliminary Engineering	Toll/Turnpike	\$650,000				
Right of Way	Toll/Turnpike		\$1,000,000			
Total for Project 452106-1		\$650,000	\$2,500,000	\$6,317,127		

DISTRICT 5



TENTATIVE WORK PROGRAM PUBLIC HEARING REPORT

FISCAL YEAR 2024 TO FISCAL YEAR 2028



SUMMARY REPORT - SUMTER COUNTY

AS OF **11/17/2022-10:33 AM** SUBJECT TO CHANGE

FLORIDA DEPARTMENT OF TRANSPORTATION DISTRICT 5
PROJECTS FUNDED JULY 1, 2023 TO JUNE 30, 2028
VISIT US AT WWW.FDOT.GOV/WPPH/DISTRICT5

Draft Tentative Five-Year Work Program Public Hearing Summary Report - As of November 17, 2022

July 1, 2023 through June 30, 2028

Florida Department of Transportation - District Five

SUMTER COUNTY

Freight Logistics And Passenger Operations Program: Transit

442461-1 - SUMTER-SECTION 5311 RURAL TRANSPORTATION

Type of Work: OPERATING/ADMIN. ASSISTANCE

Phase	Funding Source	2024	2025	2026	2027	2028
Operations	Federal	\$350,025	\$360,525	\$371,341	\$382,528	
	Local	\$350,025	\$360,525	\$371,341	\$382,528	
Total for Project 442461-1		\$700,050	\$721,050	\$742,682	\$765,056	

Draft Tentative Five-Year Work Program Public Hearing Summary Report - As of November 17, 2022

July 1, 2023 through June 30, 2028

Florida Department of Transportation - District Five

SUMTER COUNTY

Highways

430132-1 - SR 35 (US 301) FROM CR 470 TO SR 44

Type of Work: ADD LANES & RECONSTRUCT

Phase	Funding Source	2024	2025	2026	2027	2028
Construction	Federal		\$4,278,737	\$2,782,479		
Right of Way	Local	\$5,700,000				
Construction	State		\$66,825,344	\$403,300		
Preliminary Engineering	State		\$882,500	\$6,152,500		
Railroad & Utilities	State		\$1,795,955	\$2,507,000		
Right of Way	State	\$46,000,000				
Total for Project 430132-1		\$51,700,000	\$73,782,536	\$11,845,279		

430132-2 - SR 35 (US 301) FROM CR 470 TO SR 44

Type of Work: ADD LANES & RECONSTRUCT

Phase	Funding Source	2024	2025	2026	2027	2028
Construction	State			\$45,856,954		
Total for Project 430132-2				\$45,856,954		

438562-2 - I-75 (SR 93) SUMTER COUNTY NORTHBOUND REST AREA

Type of Work: REST AREA

Phase	Funding Source	2024	2025	2026	2027	2028
Construction	State	\$18,654,399				
Total for Project 438562-2		\$18,654,399				

445295-1 - SR 471 FROM CR 478A TO SR 35/US 301

Type of Work: RESURFACING

Phase	Funding Source	2024	2025	2026	2027	2028
Construction	Federal			\$6,588,595		
Preliminary Engineering	Federal	\$1,250,000				
Construction	State			\$3,958,350		
Preliminary Engineering	State	\$10,000				
Total for Project 445295-1		\$1,260,000		\$10,546,945		

447385-1 - CR-470 FROM CR-414 TO CR-485

Type of Work: RESURFACING

Phase	Funding Source	2024	2025	2026	2027	2028
Construction	Local		\$637,675			
	State		\$1,847,525			
Total for Project 447385-1			\$2,485,200			

Draft Tentative Five-Year Work Program Public Hearing Summary Report - As of November 17, 2022

July 1, 2023 through June 30, 2028

Florida Department of Transportation - District Five

SUMTER COUNTY

Highways

447408-1 - THE VILLAGES COMMUNITY RESURFACING

Type of Work: RESURFACING

Phase	Funding Source	2024	2025	2026	2027	2028
Construction	Local			\$134,284		
	State			\$1,918,002		
Total for Project 447408-1				\$2,052,286		

447408-2 - VILLAGES RESURFACING & PREVENTATIVE MAINTENANCE PHASE II

Type of Work: RESURFACING

Phase	Funding Source	2024	2025	2026	2027	2028
Construction	Local		\$3,783,427			
	State		\$485,609			
Total for Project 447408-2				\$4,269,036		

447409-1 - SUMTER COUNTY BRIDGES 184000, 184002, 184052 ,184055 AND 184067 REHAB

Type of Work: BRIDGE-REPAIR/REHABILITATION

Phase	Funding Source	2024	2025	2026	2027	2028
Construction	Local	\$179,322				
	State	\$537,967				
Total for Project 447409-1				\$717,289		

447931-1 - MARSH BEND TRAIL/CR 501 FROM NORTH OF CR 470 TO SOUTH OF CORBIN TRAIL

Type of Work: WIDEN/RESURFACE EXIST LANES

Phase	Funding Source	2024	2025	2026	2027	2028
Construction	Local	\$686,800				
	State	\$1,218,600				
Total for Project 447931-1				\$1,905,400		

448377-1 - I-75/SR-93 FROM SR-44 TO THE MARION COUNTY LINE

Type of Work: RESURFACING

Phase	Funding Source	2024	2025	2026	2027	2028
Construction	Federal			\$26,150,452		
Preliminary Engineering	Federal	\$1,100,000				
Construction	State			\$103,816		
Preliminary Engineering	State	\$55,000				
Total for Project 448377-1				\$26,254,268		

449234-1 - CR 466 AT CR 475 ROUNDABOUT

Type of Work: ROUNDABOUT

Phase	Funding Source	2024	2025	2026	2027	2028
Construction	Federal		\$1,767,190			
Total for Project 449234-1				\$1,767,190		

Draft Tentative Five-Year Work Program Public Hearing Summary Report - As of November 17, 2022

July 1, 2023 through June 30, 2028

Florida Department of Transportation - District Five

SUMTER COUNTY

Highways

450635-1 - SR48/SR475 FROM BELT AVENUE TO NOBLE ROAD

Type of Work: RESURFACING

Phase	Funding Source	2024	2025	2026	2027	2028
Construction	Federal			\$82,438		
Preliminary Engineering	Federal	\$300,000				
Construction	State			\$607,053		
Preliminary Engineering	State	\$10,000				
Total for Project 450635-1		\$310,000		\$689,491		

450772-1 - SR-50/SR-471 FROM WEST OF CR-739 TO EAST OF SR-471/TARRYTOWN RD

Type of Work: RESURFACING

Phase	Funding Source	2024	2025	2026	2027	2028
Construction	Federal			\$103,170		
Preliminary Engineering	Federal	\$300,000				
Construction	State			\$779,815		
Preliminary Engineering	State	\$10,000				
Total for Project 450772-1		\$310,000		\$882,985		

451313-1 - SR 35 (US 301) FROM LION ST TO E KENTUCKY AVE COMPLETE STREETS

Type of Work: URBAN CORRIDOR IMPROVEMENTS

Phase	Funding Source	2024	2025	2026	2027	2028
Preliminary Engineering	Federal	\$2,007,154				
	State	\$10,000				
Total for Project 451313-1		\$2,017,154				

451322-1 - COUNTY RD 48 FROM COUNTY RD 469 TO LAKE/SUMTER COUNTY LINE

Type of Work: WIDEN/RESURFACE EXIST LANES

Phase	Funding Source	2024	2025	2026	2027	2028
Preliminary Engineering	Federal	\$1,626,041				
Total for Project 451322-1		\$1,626,041				

Draft Tentative Five-Year Work Program Public Hearing Summary Report - As of November 17, 2022

July 1, 2023 through June 30, 2028

Florida Department of Transportation - District Five

SUMTER COUNTY

Maintenance

413615-2 - LIGHTING AGREEMENTS

Type of Work: LIGHTING

Phase	Funding Source	2024	2025	2026	2027	2028
Bridge/Roadway/Contract Maintenance	State	\$42,500	\$43,776	\$44,150	\$46,440	
Total for Project 413615-2		\$42,500	\$43,776	\$44,150	\$46,440	

418111-1 - SUMTER PRIMARY IN-HOUSE

Type of Work: ROUTINE MAINTENANCE

Phase	Funding Source	2024	2025	2026	2027	2028
Bridge/Roadway/Contract Maintenance	State	\$361,211	\$361,211	\$361,211	\$361,211	\$361,211
Total for Project 418111-1		\$361,211	\$361,211	\$361,211	\$361,211	\$361,211

427194-1 - MOA W/WILDWOOD

Type of Work: ROUTINE MAINTENANCE

Phase	Funding Source	2024	2025	2026	2027	2028
Bridge/Roadway/Contract Maintenance	State		\$40,323			
Total for Project 427194-1			\$40,323			

446247-1 - ASSET MAINTENANCE - SUMTER COUNTY

Type of Work: ROUTINE MAINTENANCE

Phase	Funding Source	2024	2025	2026	2027	2028
Bridge/Roadway/Contract Maintenance	State	\$1,450,846	\$2,565,192	\$2,565,192	\$2,465,192	\$565,192
Total for Project 446247-1		\$1,450,846	\$2,565,192	\$2,565,192	\$2,465,192	\$565,192

Draft Tentative Five-Year Work Program Public Hearing Summary Report - As of November 17, 2022

July 1, 2023 through June 30, 2028

Florida Department of Transportation - District Five

SUMTER COUNTY

Turnpike

435788-1 - WIDEN TPK- LAKE/SUMTER C/L TO US301 INTCHG (MP297.9-304.5)

Type of Work: ADD LANES & RECONSTRUCT

Phase	Funding Source	2024	2025	2026	2027	2028
Preliminary Engineering	Toll/Turnpike		\$15,029,605			
Railroad & Utilities	Toll/Turnpike		\$50,000		\$4,000,000	
Right of Way	Toll/Turnpike			\$4,986,148		
Total for Project 435788-1			\$15,079,605	\$4,986,148	\$4,000,000	

435789-1 - WIDEN TPK(SR91) US301 INTCHG TO I-75 INTCHG (MP304.5-308.9)

Type of Work: ADD LANES & RECONSTRUCT

Phase	Funding Source	2024	2025	2026	2027	2028
Preliminary Engineering	Toll/Turnpike			\$4,538,759		
Right of Way	Toll/Turnpike					\$1,693,950
Total for Project 435789-1				\$4,538,759		\$1,693,950



Florida's Turnpike Enterprise

Tentative Five-Year Work Program - FY 2024 through FY 2028

Summary of Projects

FDOT District Five



DISTRICT FIVE PROJECT OVERVIEW

In FY 2022 and FY 2023, Florida's Turnpike Enterprise continued or initiated funding construction of various transportation infrastructure improvements in FDOT District Five, totaling over \$363 million. Major projects include:

Project Type	Facility	Location	FPN
Interchange	Turnpike Mainline / SR 91	SR 429 (MP 267A)	439457-7
Interchange	Turnpike Mainline / SR 91	Kissimmee Park Road (MP 240)	441224-6
Interchange	Turnpike Mainline / SR 91	US 27 / SR 19 (North) (MP 289)	435786-2
Interchange	Turnpike Mainline / SR 91	Wildwood / US 301 (MP 304)	451222-1
Partnership / Interchange	Western Beltway / SR 429	I-4 (MP 0)	444329-1
Resurfacing	Turnpike Mainline / SR 91	SR 408 (MP 265), SR 429 (MP 267A), Ocoee / SR 50 (MP 267B) Interchanges	439457-2,-4
Resurfacing	Turnpike Mainline / SR 91	MP 190.5 to MP198.5	440700-1,-2
Resurfacing	Turnpike Mainline / SR 91	MP 198.5 to MP 207.0	441719-1,-2
Resurfacing	Turnpike Mainline / SR 91	MP 265.3 to MP 269.4	439457-5,-6
Resurfacing	Turnpike Mainline / SR 91	MP 289.3 to MP 308.9	440295-1,-2 441717-1,-2
Resurfacing	Western Beltway / SR 429	MP 1 to MP 11	440289-1,-2 440290-1,-2
Resurfacing	Seminole Expressway / SR 417	MP 44.5 to MP 49.9	440292-1,-2
Add Lanes - Mainline Initiative	Turnpike Mainline / SR 91	Winter Garden / Clermont / SR 50 to O'Brien Road (MP 272.9 to MP 285.8)	435784-1 435785-1 435786-1

Florida's Turnpike Enterprise continues to make significant project investments in FDOT District Five. In FY 2024 through FY 2028, Turnpike projects with construction funding total over \$2.0 billion within Lake, Orange, Osceola, Seminole, and Brevard Counties.

The following summarizes project phase information that is referenced in subsequent project tables.

Phase	Funding Code
ENV Environmental	C2, C8
PE Preliminary Engineering	31, 32
ROW Right of Way	41, 43, 45, 4B
RRU Railroad and Utilities	56, 57
CST Construction	52, 53, 54, 58, 61, 62
DSB Design Build	52, 53, 54, 58, 61, 62



Florida's Turnpike Enterprise
Tentative Five-Year Work Program - FY 2024 through FY 2028
Summary of Projects
FDOT District Five



Summary of Major Project Funding by Project Type

The table below summarizes the funding programmed for the major Turnpike projects in the Tentative Five-Year Work Program (FY 2024 through FY 2028) that are located in FDOT District Five.

Project Type	Fiscal Year					5 Year Total
	FY 2024	FY 2025	FY 2026	FY 2027	FY 2028	
Add Lanes & Reconstruction	\$780,798,000	\$10,223,000	\$240,036,000	\$1,225,000	\$335,508,000	\$1,367,790,000
New Interchange	\$130,432,000	\$28,951,000	\$2,419,000	\$54,569,000	\$0	\$216,371,000
Interchange Improvements	\$16,982,000	\$27,775,000	\$15,814,000	\$11,810,000	\$228,492,000	\$300,873,000
Resurfacing	\$22,436,000	\$26,357,000	\$0	\$0	\$0	\$48,793,000
Other	\$27,023,000	\$99,000	\$19,064,000	\$50,000	\$0	\$46,236,000
Total	\$977,671,000	\$93,405,000	\$277,333,000	\$67,654,000	\$564,000,000	\$1,980,063,000

Summary of Major Projects by County

The major Turnpike project expenditures by county in the Tentative Five-Year Work Program are shown in the following table.

County	Fiscal Year					5 Year Total
	FY 2024	FY 2025	FY 2026	FY 2027	FY 2028	
Lake	\$23,954,000	\$3,900,000	\$148,826,000	\$1,225,000	\$335,508,000	\$513,413,000
Orange	\$147,218,000	\$59,055,000	\$11,916,000	\$66,379,000	\$228,492,000	\$513,060,000
Osceola	\$508,338,000	\$18,470,000	\$116,591,000	\$50,000	\$0	\$643,449,000
Seminole	\$271,138,000	\$11,980,000	\$0	\$0	\$0	\$283,118,000
Orange / Brevard	\$27,023,000	\$0	\$0	\$0	\$0	\$27,023,000
Total	\$977,671,000	\$93,405,000	\$277,333,000	\$67,654,000	\$564,000,000	\$1,980,063,000



Florida's Turnpike Enterprise
Tentative Five-Year Work Program - FY 2024 through FY 2028
Summary of Projects
FDOT District Five



Lake County Projects



Interchange Improvements on the Turnpike Mainline / SR 91 at US 27 / SR 19 (South) (MP 285)
FPN: 452106-1

The project improves the interchange at US 27 / SR 19 (South) by providing additional turn lanes at the ramp terminal intersection. The proposed improvements will provide additional storage lengths, signing and pavement markings, and signalization upgrades.

Phase	Fiscal Year					5 Year Total
	FY 2024	FY 2025	FY 2026	FY 2027	FY 2028	
ENV	\$0	\$1,500,000	\$0	\$0	\$0	\$1,500,000
PE	\$650,000	\$0	\$0	\$0	\$0	\$650,000
ROW	\$0	\$1,000,000	\$0	\$0	\$0	\$1,000,000
CST	\$0	\$0	\$6,317,000	\$0	\$0	\$6,317,000
Total	\$650,000	\$2,500,000	\$6,317,000	\$0	\$0	\$9,467,000



Widen the Turnpike Mainline / SR 91 from O'Brien Road (MP 285.9) to US 27 / SR 19 (North) (MP 289.6)
FPN: 435786-3

The project widens a segment of the Turnpike Mainline / SR 91 from O'Brien Road to US 27 / SR 19 (North). The widening will increase the number of travel lanes from four to eight. Work includes pavement widening, milling and resurfacing, maintenance of traffic plan, new stormwater treatment facilities, new bridge structures (O'Brien Road and US 27 / SR 19 (North)), new ramp tolling sites, signing and pavement marking improvements, signals, lighting, communications, right-of-way acquisition, and interchange improvements at US 27 / SR 19 (North) (MP 289).

Phase	Fiscal Year					5 Year Total
	FY 2024	FY 2025	FY 2026	FY 2027	FY 2028	
PE	\$0	\$900,000	\$0	\$0	\$0	\$900,000
ROW	\$3,379,000	\$500,000	\$177,000	\$0	\$0	\$4,056,000
CST	\$0	\$0	\$137,890,000	\$0	\$1,690,000	\$139,580,000
Total	\$3,379,000	\$1,400,000	\$138,067,000	\$0	\$1,690,000	\$144,536,000

- Interchange Project
- Partnership Project
- Add Lanes Project - Mainline Initiative
- New Road Construction Project
- Resurfacing Project
- Transportation Systems Management and Operations (TSM&O) Project
- Other Turnpike Project
- Add Lanes Project



Florida's Turnpike Enterprise

Tentative Five-Year Work Program - FY 2024 through FY 2028

Summary of Projects

FDOT District Five



Widen the Turnpike Mainline / SR 91 from US 27 / SR 19 (North) (MP 289.3) to Leesburg / CR 470 (MP 297.3) FPN: 435787-1

The project widens a segment of the Turnpike Mainline / SR 91 from US 27 / SR 19 (North) to Leesburg / CR 470. The widening will increase the number of travel lanes from four to eight. Work includes pavement widening, milling and resurfacing, maintenance of traffic plan, new stormwater treatment facilities, new bridge structures, new ramp tolling sites, signing, pavement marking improvements, signals, lighting, communications, and right-of-way acquisition.

Phase	Fiscal Year					5 Year Total
	FY 2024	FY 2025	FY 2026	FY 2027	FY 2028	
ENV	\$0	\$0	\$0	\$0	\$3,225,000	\$3,225,000
PE	\$19,925,000	\$0	\$0	\$1,200,000	\$0	\$21,125,000
ROW	\$0	\$0	\$4,442,000	\$0	\$0	\$4,442,000
RRU	\$0	\$0	\$0	\$25,000	\$0	\$25,000
CST	\$0	\$0	\$0	\$0	\$330,593,000	\$330,593,000
Total	\$19,925,000	\$0	\$4,442,000	\$1,225,000	\$333,818,000	\$359,410,000

Orange County Projects



Construct New Interchange on the Turnpike Mainline / SR 91 at Taft Vineland Road (MP 253) FPN: 444980-1

The project constructs a new interchange on the Turnpike Mainline / SR 91 at Taft Vineland Road. Access will be provided to/from the south. The Turnpike Mainline / SR 91 northbound exit ramp will intersect Taft Vineland Road at Bachman Road. The intersection will be widened to include an additional left turn lane from eastbound Taft Vineland Road onto northbound Bachman Road. Access to/from the north will be constructed as part of the future Orlando South Ultimate Interchange Phase 2 project. The project includes partial reconstruction of Taft Vineland Road approaching the Turnpike Mainline / SR 91 overpass, to tie into the proposed improvements being implemented by Orange County. The project also includes the construction of a new Turnpike Tandem Truck Parking facility. The new interchange will improve access to the industrial areas along Taft Vineland Road and reduce traffic congestion on US 17/92/441.

Phase	Fiscal Year					5 Year Total
	FY 2024	FY 2025	FY 2026	FY 2027	FY 2028	
ENV	\$0	\$0	\$0	\$560,000	\$0	\$560,000
PE	\$2,756,000	\$0	\$0	\$0	\$0	\$2,756,000
ROW	\$11,140,000	\$27,076,000	\$309,000	\$0	\$0	\$38,525,000
RRU	\$5,250,000	\$1,875,000	\$0	\$0	\$0	\$7,125,000
CST	\$0	\$0	\$0	\$54,009,000	\$0	\$54,009,000
Total	\$19,146,000	\$28,951,000	\$309,000	\$54,569,000	\$0	\$102,975,000

- Interchange Project
- Partnership Project
- Add Lanes Project - Mainline Initiative
- New Road Construction Project
- Resurfacing Project
- Transportation Systems Management and Operations (TSM&O) Project
- Other Turnpike Project
- Add Lanes Project



Florida's Turnpike Enterprise

Tentative Five-Year Work Program - FY 2024 through FY 2028

Summary of Projects

FDOT District Five



Interchange Improvements on the Turnpike Mainline / SR 91 at the Beachline West Expressway / SR 528 and US 17/92/441 (MP 254) (Orlando South Ultimate Interchange – Phase 1)

FPN: 438547-2

The project reconstructs the interchange at Turnpike Mainline / SR 91, Beachline West Expressway / SR 528, and US 17/92/441. It provides a direct connection between the Turnpike Mainline / SR 91 at the Beachline West Expressway / SR 528 and improves ramp connectivity to US 17/92/441. The project will enhance connectivity, provide long-term mobility options, address future traffic needs, and enhance access for emergency responders and during hurricane evacuations.

Phase	Fiscal Year					5 Year Total
	FY 2024	FY 2025	FY 2026	FY 2027	FY 2028	
ENV	\$450,000	\$0	\$0	\$10,000	\$1,000,000	\$1,460,000
PE	\$0	\$750,000	\$0	\$0	\$0	\$750,000
ROW	\$10,000,000	\$5,881,000	\$43,000	\$0	\$0	\$15,924,000
RRU	\$0	\$0	\$0	\$11,500,000	\$0	\$11,500,000
CST	\$0	\$0	\$0	\$300,000	\$227,492,000	\$227,792,000
Total	\$10,450,000	\$6,631,000	\$43,000	\$11,810,000	\$228,492,000	\$257,426,000



Construct New Interchange on the Turnpike Mainline / SR 91 at Sand Lake Road / SR 482 (MP 257)

FPN: 433663-1

The project constructs a new full interchange on the Turnpike Mainline / SR 91 at Sand Lake Road / SR 482. The proposed interchange will enhance connectivity, provide long-term mobility options, address existing and future traffic needs, and enhance access for emergency responders and during hurricane evacuations. Work includes the reconstruction of the Sand Lake Road / SR 482 bridges spanning over the Turnpike Mainline / SR 91, turn lane improvements at the Sand Lake Road / SR 482 and Presidents Drive intersection, and new sidewalks along both sides of Sand Lake Road / SR 482 from John Young Parkway / CR 423 to Presidents Drive.

Phase	Fiscal Year					5 Year Total
	FY 2024	FY 2025	FY 2026	FY 2027	FY 2028	
ENV	\$150,000	\$0	\$0	\$0	\$0	\$150,000
RRU	\$6,064,000	\$0	\$0	\$0	\$0	\$6,064,000
CST	\$105,072,000	\$0	\$2,110,000	\$0	\$0	\$107,182,000
Total	\$111,286,000	\$0	\$2,110,000	\$0	\$0	\$113,396,000



Interchange Project



New Road Construction Project



Other Turnpike Project



Partnership Project



Resurfacing Project



Add Lanes Project



Add Lanes Project - Mainline Initiative



Transportation Systems Management and Operations (TSM&O) Project



Florida's Turnpike Enterprise
 Tentative Five-Year Work Program - FY 2024 through FY 2028
 Summary of Projects
 FDOT District Five



TSM&O Interchange Improvements on the Turnpike Mainline / SR 91 at Ocoee / SR 50 (MP 267B)
FPN: 452082-1

The Transportation Systems Management and Operations (TSM&O) project improves the interchange at Ocoee / SR 50 by modifying the northbound off-ramp configuration to eastbound SR 50. The project will realign the ramp to create more weaving distance between the off-ramp terminal and Marshall Farms Road, improving safety and operations.

Phase	Fiscal Year					5 Year Total
	FY 2024	FY 2025	FY 2026	FY 2027	FY 2028	
PE	\$1,682,000	\$0	\$0	\$0	\$0	\$1,682,000
CST	\$0	\$4,694,000	\$0	\$0	\$0	\$4,694,000
Total	\$1,682,000	\$4,694,000	\$0	\$0	\$0	\$6,376,000



Interchange Improvements on the Beachline West Expressway / SR 528 at John Young Parkway / CR 423 (MP 3A/B)
FPN: 449465-1

The project improves the interchange at John Young Parkway / CR 423 by modifying the eastbound off-ramp configuration. It also implements an additional southbound auxiliary lane along John Young Parkway / CR 423 between the ramp terminal and Central Florida Parkway. The proposed improvements will provide needed operational and safety improvements along southbound John Young Parkway / CR 423 from eastbound Beachline West Expressway / SR 528.

Phase	Fiscal Year					5 Year Total
	FY 2024	FY 2025	FY 2026	FY 2027	FY 2028	
PE	\$1,400,000	\$0	\$0	\$0	\$0	\$1,400,000
RRU	\$0	\$0	\$1,000,000	\$0	\$0	\$1,000,000
CST	\$0	\$0	\$8,454,000	\$0	\$0	\$8,454,000
Total	\$1,400,000	\$0	\$9,454,000	\$0	\$0	\$10,854,000

- Interchange Project
- Partnership Project
- Add Lanes Project - Mainline Initiative
- New Road Construction Project
- Resurfacing Project
- Transportation Systems Management and Operations (TSM&O) Project
- Other Turnpike Project
- Add Lanes Project



Florida's Turnpike Enterprise

Tentative Five-Year Work Program - FY 2024 through FY 2028

Summary of Projects

FDOT District Five



TSM&O Interchange Improvements on the Western Beltway / SR 429 at US 192 (MP 6) FPN: 452116-1

The project provides Transportation Systems Management & Operations (TSM&O) interchange improvements at US 192, particularly at the southbound off-ramp and ramp terminal. The improvements include widening the southbound off-ramp to a dual exit ramp, extending the mainline auxiliary lane, adding turn lanes and storage lengths, signing and pavement markings, and signalization upgrades at the US 192 southbound ramp intersection.

Phase	Fiscal Year					5 Year Total
	FY 2024	FY 2025	FY 2026	FY 2027	FY 2028	
PE	\$1,300,000	\$0	\$0	\$0	\$0	\$1,300,000
RRU	\$1,500,000	\$0	\$0	\$0	\$0	\$1,500,000
CST	\$0	\$13,950,000	\$0	\$0	\$0	\$13,950,000
Total	\$2,800,000	\$13,950,000	\$0	\$0	\$0	\$16,750,000



Resurface the Southern Connector Extension / SR 417 from MP 4 to MP 6 FPN: 445884-1,-2

The project resurfaces a segment of the Southern Connector Extension / SR 417 from MP 4 to MP 6. Work includes milling and resurfacing, guardrail installation, and signing and pavement marking improvements.

Phase	Fiscal Year					5 Year Total
	FY 2024	FY 2025	FY 2026	FY 2027	FY 2028	
PE	\$454,000	\$0	\$0	\$0	\$0	\$454,000
CST	\$0	\$4,829,000	\$0	\$0	\$0	\$4,829,000
Total	\$454,000	\$4,829,000	\$0	\$0	\$0	\$5,283,000

- Interchange Project
- Partnership Project
- Add Lanes Project - Mainline Initiative
- New Road Construction Project
- Resurfacing Project
- Transportation Systems Management and Operations (TSM&O) Project
- Other Turnpike Project
- Add Lanes Project



Florida's Turnpike Enterprise
Tentative Five-Year Work Program - FY 2024 through FY 2028
Summary of Projects
FDOT District Five



Orange / Brevard County Projects



Intelligent Transportation Systems Improvements on the Beachline East Expressway / SR 528 from MP 31 to MP 45.7
FPN: 442876-1

The proposed improvements consist of replacing the existing intelligent transportation systems along the Beachline East Expressway / SR 528 from SR 520 to Industry Road / Clearlake Road / SR 524. A new roadway lighting system will be installed at the Industry Road / Clearlake Road / SR 524 interchange. The project spans both Orange and Brevard counties, and includes installation of fiber optic backbone, conduit, pull boxes, splice vaults, cabinets, switches, microwave detection system, dynamic message signs, roadway weather system, and closed circuit television.

Phase	Fiscal Year					5 Year Total
	FY 2024	FY 2025	FY 2026	FY 2027	FY 2028	
ENV	\$1,300,000	\$0	\$0	\$0	\$0	\$1,300,000
CST	\$25,723,000	\$0	\$0	\$0	\$0	\$25,723,000
Total	\$27,023,000	\$0	\$0	\$0	\$0	\$27,023,000

Osceola County Projects



Resurface the Turnpike Mainline / SR 91 from MP 227 to MP 235
FPN: 441718-1,-2

The project resurfaces a segment of the Turnpike Mainline / SR 91 from MP 227 to MP 235. Work includes milling and resurfacing, guardrail installation, signing and pavement marking improvements.

Phase	Fiscal Year					5 Year Total
	FY 2024	FY 2025	FY 2026	FY 2027	FY 2028	
ENV	\$50,000	\$0	\$0	\$0	\$0	\$50,000
CST	\$19,924,000	\$0	\$0	\$0	\$0	\$19,924,000
Total	\$19,974,000	\$0	\$0	\$0	\$0	\$19,974,000

- Interchange Project
- Partnership Project
- Add Lanes Project - Mainline Initiative
- New Road Construction Project
- Resurfacing Project
- Transportation Systems Management and Operations (TSM&O) Project
- Other Turnpike Project
- Add Lanes Project



Florida's Turnpike Enterprise

Tentative Five-Year Work Program - FY 2024 through FY 2028

Summary of Projects

FDOT District Five



Canoe Creek Service Plaza Parking Improvements (MP 229)

FPN: 443879-1

The project expands passenger car and truck parking at the Canoe Creek Service Plaza. The proposed concept will add northbound and southbound passenger car spaces, truck parking spaces, and tandem truck parking spaces. The number of additional parking spaces and other details will be confirmed during the design phase of the project. Work includes concrete pavement design, potential Turnpike Mainline / SR 91 off-ramp realignment, pond reconstruction, roadside ditch reconstruction, and lighting improvements at the plaza.

Phase	Fiscal Year					5 Year Total
	FY 2024	FY 2025	FY 2026	FY 2027	FY 2028	
ENV	\$0	\$0	\$0	\$50,000	\$0	\$50,000
PE	\$0	\$99,000	\$0	\$0	\$0	\$99,000
RRU	\$0	\$0	\$110,000	\$0	\$0	\$110,000
CST	\$0	\$0	\$18,954,000	\$0	\$0	\$18,954,000
Total	\$0	\$99,000	\$19,064,000	\$50,000	\$0	\$19,213,000



Widen the Turnpike Mainline / SR 91 from MP 239 to MP 242 and Construct New Full Interchange at Nolte Road (MP 240)

FPN: 441224-2,-4

The project widens a segment of the Turnpike Mainline / SR 91 from MP 239 to MP 242. The project will increase the number of travel lanes from four to eight with a closed median and provide operational and safety improvements. Work includes construction of a new full access diverging diamond interchange at Nolte Road to replace the existing Kissimmee Park Road interchange. Work also includes extending Nolte Road approximately one-half mile from its existing intersection with Old Canoe Creek Road to create this new interchange, adding dual bridges to span over the Turnpike Mainline / SR 91, as well as improvements along Old Canoe Creek Road to accommodate turning movements.

Phase	Fiscal Year					5 Year Total
	FY 2024	FY 2025	FY 2026	FY 2027	FY 2028	
ENV	\$1,000,000	\$0	\$0	\$0	\$0	\$1,000,000
PE	\$1,858,000	\$0	\$0	\$0	\$0	\$1,858,000
ROW	\$27,180,000	\$0	\$0	\$0	\$0	\$27,180,000
DSB	\$188,142,000	\$0	\$2,190,000	\$0	\$0	\$190,332,000
Total	\$218,180,000	\$0	\$2,190,000	\$0	\$0	\$220,370,000

- Interchange Project
- Partnership Project
- Add Lanes Project - Mainline Initiative
- New Road Construction Project
- Resurfacing Project
- Transportation Systems Management and Operations (TSM&O) Project
- Other Turnpike Project
- Add Lanes Project



Florida's Turnpike Enterprise

Tentative Five-Year Work Program - FY 2024 through FY 2028

Summary of Projects

FDOT District Five



Widen the Turnpike Mainline / SR 91 from Kissimmee / St Cloud / US 192/441 (South) (MP 242) to Partin Settlement Road (MP 243.5) **FPN: 436194-3**

The project widens a segment of the Turnpike Mainline / SR 91 from Kissimmee / St Cloud / US 192/441 (South) to Partin Settlement Road. The project will increase the number of travel lanes from four to eight. Work includes pavement widening, reconstruction, milling and resurfacing, bridge replacement, roadside safety enhancements, and interchange improvements at Kissimmee / St Cloud / US 192/441 (South) (MP 242).

Phase	Fiscal Year					5 Year Total
	FY 2024	FY 2025	FY 2026	FY 2027	FY 2028	
ENV	\$0	\$0	\$520,000	\$0	\$0	\$520,000
PE	\$0	\$150,000	\$0	\$0	\$0	\$150,000
ROW	\$10,000,000	\$1,173,000	\$116,000	\$0	\$0	\$11,289,000
RRU	\$500,000	\$7,500,000	\$0	\$0	\$0	\$8,000,000
CST	\$0	\$0	\$88,791,000	\$0	\$0	\$88,791,000
Total	\$10,500,000	\$8,823,000	\$89,427,000	\$0	\$0	\$108,750,000



Widen the Turnpike Mainline / SR 91 from Partin Settlement Road (MP 243.5) to North of Osceola Parkway (MP 249) **FPN: 436194-1**

The project widens a segment of the Turnpike Mainline / SR 91 from Partin Settlement Road to north of Osceola Parkway. The project will increase the number of travel lanes from four to eight. Work includes pavement widening, reconstruction, milling and resurfacing, bridge improvements / replacements, roadside safety enhancements, and interchange improvements at Osceola Parkway (MP 249).

Phase	Fiscal Year					5 Year Total
	FY 2024	FY 2025	FY 2026	FY 2027	FY 2028	
ENV	\$2,080,000	\$0	\$0	\$0	\$0	\$2,080,000
ROW	\$7,811,000	\$0	\$0	\$0	\$0	\$7,811,000
RRU	\$1,500,000	\$0	\$0	\$0	\$0	\$1,500,000
CST	\$247,409,000	\$0	\$5,910,000	\$0	\$0	\$253,319,000
Total	\$258,800,000	\$0	\$5,910,000	\$0	\$0	\$264,710,000

- Interchange Project
- Partnership Project
- Add Lanes Project - Mainline Initiative
- New Road Construction Project
- Resurfacing Project
- Transportation Systems Management and Operations (TSM&O) Project
- Other Turnpike Project
- Add Lanes Project



Florida's Turnpike Enterprise
Tentative Five-Year Work Program - FY 2024 through FY 2028
Summary of Projects
FDOT District Five



Resurface the Southern Connector Extension / SR 417 from MP 0 to MP 4
FPN: 445883-1,-2

The project resurfaces a segment of the Southern Connector Extension / SR 417 from MP 0 to MP 4. Work includes milling and resurfacing, guardrail installation, signing and pavement marking improvements.

Phase	Fiscal Year					5 Year Total
	FY 2024	FY 2025	FY 2026	FY 2027	FY 2028	
PE	\$884,000	\$0	\$0	\$0	\$0	\$884,000
CST	\$0	\$9,548,000	\$0	\$0	\$0	\$9,548,000
Total	\$884,000	\$9,548,000	\$0	\$0	\$0	\$10,432,000

Seminole County Projects



Widen the Seminole Expressway / SR 417 from Aloma Avenue / SR 426 (MP 38) to SR 434 (MP 44)
FPN: 417545-1

The project widens a segment of the Seminole Expressway / SR 417 from Aloma Avenue / SR 426 to SR 434. The project will increase the number of travel lanes from four to eight. Work includes pavement widening, milling and resurfacing, operational improvements, noise walls, and interchange improvements at Aloma Avenue / SR 426 (MP 38), Red Bug Lake Road (MP 41), and SR 434 (MP 44).

Phase	Fiscal Year					5 Year Total
	FY 2024	FY 2025	FY 2026	FY 2027	FY 2028	
PE	\$2,140,000	\$0	\$0	\$0	\$0	\$2,140,000
RRU	\$251,000	\$0	\$0	\$0	\$0	\$251,000
DSB	\$267,623,000	\$0	\$0	\$0	\$0	\$267,623,000
Total	\$270,014,000	\$0	\$0	\$0	\$0	\$270,014,000



Resurface the Seminole Expressway / SR 417 from MP 50 to MP 55
FPN: 449687-1,-2

The project resurfaces a segment of the Seminole Expressway / SR 417 from MP 50 to MP 55. Work includes milling and resurfacing, guardrail installation, signing and pavement marking improvements.

Phase	Fiscal Year					5 Year Total
	FY 2024	FY 2025	FY 2026	FY 2027	FY 2028	
PE	\$1,124,000	\$0	\$0	\$0	\$0	\$1,124,000
CST	\$0	\$11,980,000	\$0	\$0	\$0	\$11,980,000
Total	\$1,124,000	\$11,980,000	\$0	\$0	\$0	\$13,104,000

- Interchange Project
- Partnership Project
- Add Lanes Project - Mainline Initiative
- New Road Construction Project
- Resurfacing Project
- Transportation Systems Management and Operations (TSM&O) Project
- Other Turnpike Project
- Add Lanes Project



Florida's Turnpike Enterprise
 Tentative Five-Year Work Program - FY 2024 through FY 2028
 Summary of Projects
 FDOT District Five



Summary of Minor Project Funding by Project Type

Minor projects may include bridge paintings / rehabilitations, intelligent transportation systems upgrades, signing / pavement markings, guardrail / safety improvements, landscaping, and other miscellaneous types. The table below summarizes the funding programmed for minor projects along Turnpike facilities throughout FDOT District Five.

Project Type	Fiscal Year					5 Year Total
	FY 2024	FY 2025	FY 2026	FY 2027	FY 2028	
Bridge Paintings / Rehab	\$15,238,000	\$0	\$0	\$0	\$0	\$15,238,000
Safety Improvements	\$281,000	\$4,127,000	\$0	\$0	\$0	\$4,408,000
Service Plaza Improvements	\$1,700,000	\$0	\$0	\$0	\$0	\$1,700,000
Miscellaneous	\$2,610,000	\$529,000	\$545,000	\$0	\$0	\$3,684,000
Total	\$19,829,000	\$4,656,000	\$545,000	\$0	\$0	\$25,030,000

Summary of All Project Funding with Construction in the Tentative Five-Year Work Program

Projects	Fiscal Year					5 Year Total
	FY 2024	FY 2025	FY 2026	FY 2027	FY 2028	
Minor Projects Total	\$19,829,000	\$4,656,000	\$545,000	\$0	\$0	\$25,030,000
Major Projects Total	\$977,671,000	\$93,405,000	\$277,333,000	\$67,654,000	\$564,000,000	\$1,980,063,000
Total	\$997,500,000	\$98,061,000	\$277,878,000	\$67,654,000	\$564,000,000	\$2,005,093,000

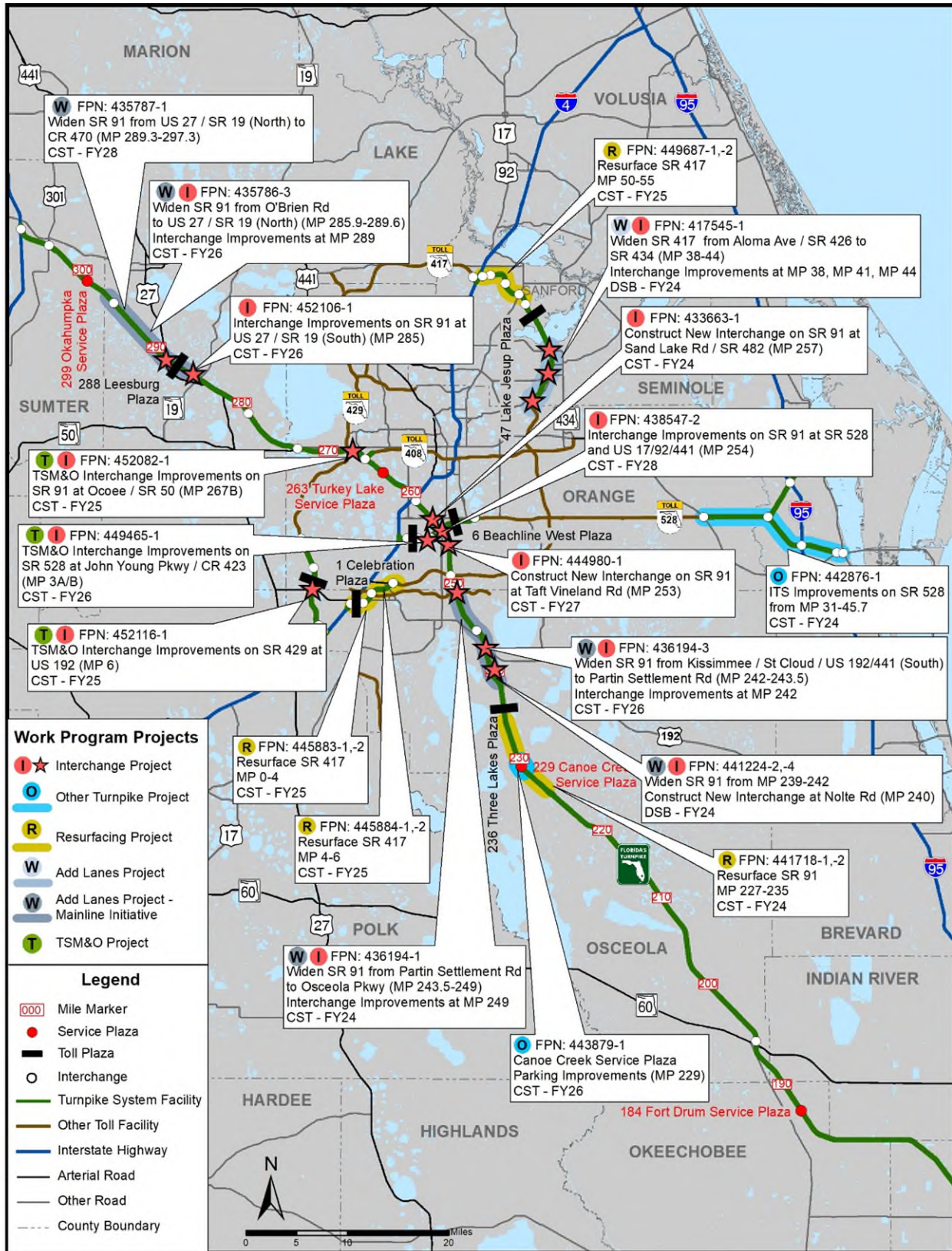


Florida's Turnpike Enterprise

Tentative Five-Year Work Program - FY 2024 through FY 2028

Summary of Projects

FDOT District Five





Florida's Turnpike Enterprise

Tentative Five-Year Work Program - FY 2024 through FY 2028

Summary of Projects

FDOT District Five



Project Development and Environment (PDE), Preliminary Engineering (PE), and / or Right of Way (ROW) Projects

The table below provides a summary of the projects in FDOT District Five that have funding for Project Development and Environment (PDE – Phase 22), Preliminary Engineering (PE – Phase 32), and / or Right of Way (ROW – Phase 43), but are not currently funded for construction in the Tentative Five-Year Work Program (FY 2024 through FY 2028). The projects listed below are not included in the previous funding tables or map. New roadway projects, such as the Poinciana Parkway Extension Connector (FPN 446581), are subject to a test of economic feasibility, according to Florida Statutes.

FPN	County	Project Type	Location / Limits	Phase	FY	Funding
423374-3	Osceola	Add Lanes Mainline Initiative	Widen Turnpike Mainline / SR 91 from North of Yeehaw Junction / US 441 / SR 60 to Kissimmee Park Road (MP 193 to MP 238.5)	PDE	2024	\$4,150,000
441224-3	Osceola	Add Lanes Mainline Initiative	Widen Turnpike Mainline / SR 91 from MP 238.2 to MP 239.4	PE	2028	\$5,211,000
444006-1	Orange	Add Lanes	Widen Turnpike Mainline / SR 91 from South of Sand Lake Road / SR 482 to South of SR 408 (MP 257 to MP 263)	PDE	2025	\$4,200,000
446579-1 452081-1	Orange	Add Lanes	Widen Turnpike Mainline / SR 91 from SR 408 to Western Beltway / SR 429 (MP 265 to MP 267A)	PE	2024	\$13,600,000
				ROW	2025	\$39,800,000
446582-1	Orange	Interchange	Interchange Improvements on the Turnpike Mainline / SR 91 at Winter Garden / Clermont / SR 50 (MP 272)	PE	2027	\$3,414,000
435788-2	Lake	Add Lanes Mainline Initiative	Widen Turnpike Mainline / SR 91 from CR 470 to Lake / Sumter County Line (MP 297.3 to MP 297.9)	PE	2025-26	\$925,000
				ROW	2026	\$521,000
435788-1	Sumter	Add Lanes Mainline Initiative	Widen Turnpike Mainline / SR 91 from Lake / Sumter County Line to Wildwood / US 301 (MP 297.9 to MP 304.5)	PE	2025	\$15,030,000
				ROW	2026	\$4,603,000
435789-1	Sumter	Add Lanes Mainline Initiative	Widen Turnpike Mainline / SR 91 from Wildwood / US 301 to I-75 (MP 304.5 to MP 308.9)	PE	2026	\$4,539,000
				ROW	2028	\$1,551,000
446581-3 446581-4	Osceola	New Road Construction	Construct Poinciana Parkway Extension Connector from CR 532 to I-4 / SR 429 (Includes System-to-System Interchange Improvements / Full Access to / from I-4 / SR 429)	PE	2024	\$71,600,000
		Interchange		ROW	2024-26	\$82,427,000
452117-1	Osceola	Interchange	New Interchange on Western Beltway / SR 429 at Livingston Road (MP 3.5 to MP 4.5)	ROW	2024	\$9,000,000
452120-1	Orange	Add Lanes	Widen Western Beltway / SR 429 from North of US 192 to Disney World / Hartzog Road / Western Way (MP 6 to MP 8)	PE	2024	\$4,800,000
				ROW	2025	\$500,000



Florida's Turnpike Enterprise
 Tentative Five-Year Work Program - FY 2024 through FY 2028
 Summary of Projects
 FDOT District Five



FPN	County	Project Type	Location / Limits	Phase	FY	Funding
452121-1	Orange	Add Lanes	Widen Western Beltway / SR 429 from North of Disney World / Hartzog Road / Western Way to Seidel Road (MP 8 to MP 11)	PE	2024	\$6,000,000
444979-1	Orange	Interchange	New Interchange on Beachline West Expressway / SR 528 at MP 6	PE	2027	\$7,266,000
437952-1	Seminole	Add Lanes	Widen Seminole Expressway / SR 417 from SR 434 to North of Lake Mary Boulevard / CR 427 (MP 44 to MP 49.4)	PE	2024	\$12,903,000
				ROW	2025	\$879,000
437953-1	Seminole	Add Lanes	Widen Seminole Expressway / SR 417 from North of Lake Mary Boulevard / CR 427 to North of Rinehart Road (MP 49.4 to MP 55.1)	PE	2028	\$11,072,000
452109-1	Brevard	ITS / Safety	SR 407 Safety and ITS Improvements	PE	2024	\$800,000